



MEASUREMENT REPORT

FCC PART 15.247 WLAN 802.11b/g/n

FCC ID: TK4WLE900VX

APPLICANT: Compex Systems Pte Ltd

Application Type: Certification

Product: 802.11ac Dual Band Module

Model No.: WLE900VX

Trademark: COMPEX

FCC Classification: Digital Transmission System (DTS)

FCC Rule Part(s): Part 15.247

Test Procedure(s): ANSI C63.10-2013, KDB 558074 D01v03r02,
KDB 662911 D01v02r01

Test Date: Mar. 16 ~ May. 18, 2015

Reviewed By : Robin Wu
(Robin Wu)

Approved By : Marlin Chen
(Marlin Chen)



The test results relate only to the samples tested.

This equipment has been shown to be capable of compliance with the applicable technical standards as indicated in the measurement report and was tested in accordance with the measurement procedures specified in KDB 558074 D01v03r02. Test results reported herein relate only to the item(s) tested.

The test report shall not be reproduced except in full without the written approval of MRT Technology (Suzhou) Co., Ltd.

Revision History

Report No.	Version	Description	Issue Date
1503RSU03001	Rev. 01	Draft report	05-18-2015

CONTENTS

Description	Page
§2.1033 General Information	5
1. INTRODUCTION	6
1.1. Scope	6
1.2. MRT Test Location	6
2. PRODUCT INFORMATION	7
2.1. Equipment Description.....	7
2.2. Operation Frequency / Channel List	7
2.3. Description of Available Antennas	8
2.4. Description of Antenna RF Port	8
2.5. Test Mode	9
2.6. Test Software	9
2.7. Device Capabilities	11
2.8. Test Configuration	12
2.9. EMI Suppression Device(s)/Modifications.....	12
2.10. Labeling Requirements.....	12
3. DESCRIPTION OF TEST	13
3.1. Evaluation Procedure	13
3.2. AC Line Conducted Emissions	13
3.3. Radiated Emissions	14
4. ANTENNA REQUIREMENTS.....	15
5. TEST EQUIPMENT CALIBRATION DATE.....	16
6. MEASUREMENT UNCERTAINTY.....	17
7. TEST RESULT	18
7.1. Summary	18
7.2. 6dB Bandwidth Measurement.....	19
7.2.1. Test Limit	19
7.2.2. Test Procedure used.....	19
7.2.3. Test Setting.....	19
7.2.4. Test Setup.....	19
7.2.5. Test Result.....	20
7.3. Output Power Measurement.....	31
7.3.1. Test Limit	31

7.3.2.	Test Procedure Used	31
7.3.3.	Test Setting.....	31
7.3.4.	Test Setup.....	32
7.3.5.	Test Result of Output Power	33
7.4.	Power Spectral Density Measurement	36
7.4.1.	Test Limit	36
7.4.2.	Test Procedure Used	36
7.4.3.	Test Setting.....	36
7.4.4.	Test Setup.....	37
7.4.5.	Test Result.....	38
7.5.	Conducted Band Edge and Out-of-Band Emissions.....	56
7.5.1.	Test Limit	56
7.5.2.	Test Procedure Used	56
7.5.3.	Test Setting.....	56
7.5.4.	Test Setup.....	57
7.5.5.	Test Result.....	58
7.6.	Radiated Spurious Emission Measurement	78
7.6.1.	Test Limit	78
7.6.2.	Test Procedure Used	78
7.6.3.	Test Setting.....	78
7.6.4.	Test Setup.....	80
7.6.5.	Test Result.....	82
7.7.	Radiated Restricted Band Edge Measurement	136
7.7.1.	Test Result.....	136
7.8.	AC Conducted Emissions Measurement.....	392
7.8.1.	Test Limit	392
7.8.2.	Test Setup.....	392
7.8.3.	Test Result.....	393
8.	CONCLUSION.....	395

§2.1033 General Information

Applicant:	Compex Systems Pte Ltd
Applicant Address:	135, Joo Seng Road, #08-01 Singapore 368363
Manufacturer:	Compex Systems Pte Ltd
Manufacturer Address:	135, Joo Seng Road, #08-01 Singapore 368363
Test Site:	MRT Technology (Suzhou) Co., Ltd
Test Site Address:	D8 Building, Youxin Industrial Park, No.2 Tian'edang Rd., Wuzhong Economic Development Zone, Suzhou, China
MRT Registration No.:	809388
FCC Rule Part(s):	Part 15.247
Model No.:	WLE900VX
FCC ID:	TK4WLE900VX
Test Device Serial No.:	N/A <input type="checkbox"/> Production <input checked="" type="checkbox"/> Pre-Production <input type="checkbox"/> Engineering
FCC Classification:	Digital Transmission System (DTS)

Test Facility / Accreditations

Measurements were performed at MRT Laboratory located in Tian'edang Rd., Suzhou, China.

- MRT facility is a FCC registered (MRT Reg. No. 809388) test facility with the site description report on file and has met all the requirements specified in Section 2.948 of the FCC Rules.
- MRT facility is an IC registered (MRT Reg. No. 11384A-1) test laboratory with the site description on file at Industry Canada.
- MRT facility is a VCCI registered (R-4179, G-814, C-4664, T-2206) test laboratory with the site description on file at VCCI Council.
- MRT Lab is accredited to ISO 17025 by the American Association for Laboratory Accreditation (A2LA) under the American Association for Laboratory Accreditation Program (A2LA Cert. No. 3628.01) in EMC, Telecommunications and Radio testing for FCC, Industry Canada, EU and TELEC Rules.



1. INTRODUCTION

1.1. Scope

Measurement and determination of electromagnetic emissions (EMC) of radio frequency devices including intentional and/or unintentional radiators for compliance with the technical rules and regulations of the Federal Communications Commission and the Industry Canada Certification and Engineering Bureau.

1.2. MRT Test Location

The map below shows the location of the MRT LABORATORY, its proximity to the Taihu Lake. These measurement tests were conducted at the MRT Technology (Suzhou) Co., Ltd. Facility located at D8 Building, Youxin Industrial Park, No.2 Tian'edang Rd., Wuzhong Economic Development Zone, Suzhou, China. The detailed description of the measurement facility was found to be in compliance with the requirements of § 2.948 according to ANSI C63.4-2009 on September 30, 2013.



2. PRODUCT INFORMATION

2.1. Equipment Description

Product Name	802.11ac Dual Band Module
Model No.	WLE900VX
Power Type	POE input
Frequency Range	802.11b/g/n-HT20: 2412 ~ 2462 MHz 802.11n-HT40: 2422 ~ 2452 MHz
Maximum Output Power	802.11b: 22.32dBm 802.11g: 21.55dBm 802.11n-HT20: 24.30dBm 802.11n-HT40: 23.36dBm
Type of Modulation	802.11b: DSSS 802.11g/n: OFDM

2.2. Operation Frequency / Channel List

802.11b/g/n-HT20

Channel	Frequency	Channel	Frequency	Channel	Frequency
01	2412 MHz	02	2417 MHz	03	2422 MHz
04	2427 MHz	05	2432 MHz	06	2437 MHz
07	2442 MHz	08	2447 MHz	09	2452 MHz
10	2457 MHz	11	2462 MHz	N/A	N/A

802.11n-HT40

Channel	Frequency	Channel	Frequency	Channel	Frequency
03	2422 MHz	04	2427 MHz	05	2432 MHz
06	2437 MHz	07	2442 MHz	08	2447 MHz
09	2452 MHz	N/A	N/A	N/A	N/A

2.3. Description of Available Antennas


Antenna Type	Manufacturer	Tx Paths	Max Directional Gain (dBi)
Panel Antenna 1#	Compex Systems Pte Ltd	3	2.4GHz: 11.0
Panel Antenna 2#	Kenbotong Communication LTD	3	2.4GHz: 10.0 5GHz: 10.0
Panel Antenna 3#	Smart Ant Inc	3	2.4GHz: 7.0 5GHz: 7.0
Panel Antenna 4#	TAOGLAS Inc	3	2.4GHz: 4.5 5GHz: 6.7
Panel Antenna 5#	Compex Systems Pte Ltd	3	2.4GHz: 5.0 5GHz: 5.0
Panel Antenna 6#	Compex Systems Pte Ltd	3	2.4GHz: 5.0 5GHz: 5.0
Dipole Antenna 1#	Kunshan Wavelink Electronic Co., Ltd.	3	2.4GHz: 2.0 5GHz: 2.0

Note 1: The device didn't support transmit beam-forming mode and Cyclic Delay Diversity (CDD) mode, and the transmit signals are uncorrected, so no add array gain to the band power and band PSD.

Note 2: We selected the panel antenna 1# and dipole antenna 1# for all radiated emission testing.

2.4. Description of Antenna RF Port

--	2.4/5GHz Antenna RF Port		
	2.4/5GHz	2.4/5GHz	2.4/5GHz
Software Control Port	Ant 0	Ant 1	Ant 2

Antenna RF Port Plot


2.5. Test Mode

Test Mode	Mode 1: Transmit by 802.11b
	Mode 2: Transmit by 802.11g
	Mode 3: Transmit by 802.11n-HT20
	Mode 4: Transmit by 802.11n-HT40

2.6. Test Software

The test utility software used during testing were “ART2-GUI Version: 2.3” and “CART Version: 4.9”.
Final Power Parameter Value of the test software.

Test Mode	Test Frequency	Power Parameter Value				
		Ant 0	Ant 1	Ant 2	Ant 0 + 1	Ant 0 + 1 + 2
Dipole Antenna 1#						
802.11b	2412	20.0	20.0	20.0	Not Support	Not Support
	2437	20.0	20.0	20.0		
	2462	20.0	20.0	20.0		
802.11g	2412	17.0	16.5	16.5	Not Support	Not Support
	2437	20.0	20.0	20.0		
	2462	17.5	17.0	16.5		
802.11n-HT20	2412	17.0	17.0	16.0	15.0	14.5
	2437	20.0	20.0	20.0	20.0	20.0
	2462	17.5	17.0	16.5	15.5	15.0
802.11n-HT40	2422	17.0	17.0	17.0	14.0	13.0
	2437	20.0	20.0	20.0	20.0	20.0
	2452	16.5	15.5	16.0	14.5	13.0

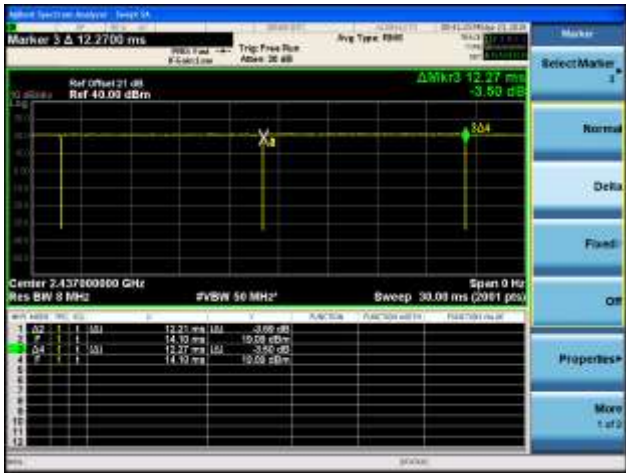

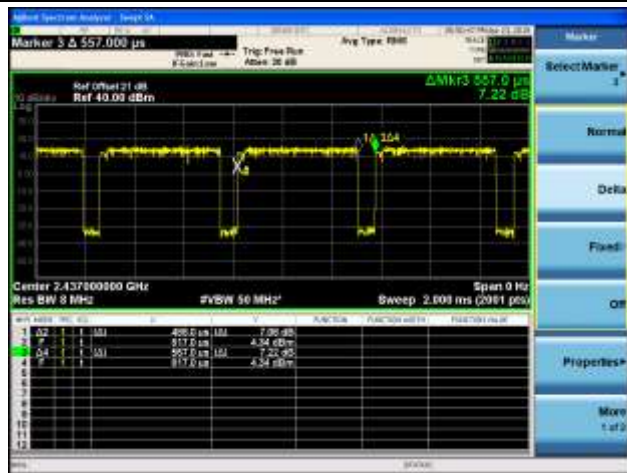
Test Mode	Test Frequency	Power Parameter Value				
		Ant 0	Ant 1	Ant 2	Ant 0 + 1	Ant 0 + 1 + 2
Panel Antenna 1#						
802.11b	2412	19.0	18.0	18.0	Not Support	Not Support
	2437	20.0	20.0	20.0		
	2462	20.0	20.0	19.5		
802.11g	2412	13.5	14.0	12.5	Not Support	Not Support
	2437	18.0	18.0	18.0		
	2462	16.0	15.0	15.0		
802.11n-HT20	2412	13.5	13.0	13.0	11.5	9.5
	2437	18.0	18.0	18.0	17.0	16.0
	2462	15.5	14.0	14.5	13.5	12.0
802.11n-HT40	2422	10.5	9.5	10.0	10.0	8.5
	2437	16.0	16.0	16.0	15.0	14.0
	2452	11.0	11.0	11.0	10.0	8.0

2.7. Device Capabilities

This device contains the following capabilities:

2.4GHz WLAN (DTS) and 5GHz WLAN (UNII)

Note: 2.4GHz WLAN (DTS) operation is possible in 20MHz, and 40MHz channel bandwidths. The maximum achievable duty cycles for all modes were determined based on measurements performed on a spectrum analyzer in zero-span mode with RBW = 8MHz, VBW = 50MHz, and detector = peak per the guidance of Section 6.0 b) of KDB 558074 D01v03r02. The RBW and VBW were both greater than 50/T, where T is the minimum transmission duration, and the number of sweep points across T was greater than 100. The duty cycles are as follows:

Test Mode	Duty Cycle
802.11b	99.5%
802.11g	96.2%
802.11n-HT20	96.3%
802.11n-HT40	87.6%
802.11 b – Duty Cycle	802.11 g – Duty Cycle
	
802.11 n-HT20 – Duty Cycle	802.11 n-HT40 – Duty Cycle
	

2.8. Test Configuration

The **802.11ac Dual Band Module FCC ID: TK4WLE900VX** was tested per the guidance of KDB 558074 D01v03r02. ANSI C63.10-2013 was used to reference the appropriate EUT setup for radiated spurious emissions testing and AC line conducted testing.

2.9. EMI Suppression Device(s)/Modifications

No EMI suppression device(s) were added and/or no modifications were made during testing.

2.10. Labeling Requirements

Per 2.1074 & 15.19; Docket 95-19

The label shall be permanently affixed at a conspicuous location on the device; instruction manual or pamphlet supplied to the user and be readily visible to the purchaser at the time of purchase.

However, when the device is so small wherein placement of the label with specified statement is not practical, only the trade name and FCC ID must be displayed on the device per Section 15.19(a)(5).

Please see attachment for FCC ID label and label location.

3. DESCRIPTION OF TEST

3.1. Evaluation Procedure

The measurement procedures described in the American National Standard for Testing Unlicensed Wireless Devices (ANSI C63.10-2013), and the guidance provided in KDB 558074 D01v03r02 were used in the measurement of the **802.11ac Dual Band Module FCC ID: TK4WLE900VX**.

Deviation from measurement procedure.....None

3.2. AC Line Conducted Emissions

The line-conducted facility is located inside an 8'x4'x4' shielded enclosure. A 1m x 2m wooden table 80cm high is placed 40cm away from the vertical wall and 80cm away from the sidewall of the shielded room. Two 10kHz-30MHz, 50Ω/50uH Line-Impedance Stabilization Networks (LISNs) are bonded to the shielded room floor. Power to the LISNs is filtered by external high-current high-insertion loss power line filters. These filters attenuate ambient signal noise from entering the measurement lines. These filters are also bonded to the shielded enclosure.

The EUT is powered from one LISN and the support equipment is powered from the second LISN. All interconnecting cables more than 1 meter were shortened to a 1 meter length by non-inductive bundling (serpentine fashion) and draped over the back edge of the test table. All cables were at least 40cm above the horizontal reference ground-plane. Power cables for support equipment were routed down to the second LISN while ensuring that that cables were not draped over the second LISN.

Sufficient time for the EUT, support equipment, and test equipment was allowed in order for them to warm up to their normal operating condition. The RF output of the LISN was connected to the receiver and exploratory measurements were made to determine the frequencies producing the maximum emission from the EUT. The receiver was scanned from 150kHz to 30MHz. The detector function was set to peak mode for exploratory measurements while the bandwidth of the analyzer was set to 9kHz. The EUT, support equipment, and interconnecting cables were arranged and manipulated to maximize each emission. Each emission was also maximized by varying: power lines, the mode of operation or data exchange speed, or support equipment whichever determined the worst-case emission. Once the worst case emissions have been identified, the one EUT cable configuration/arrangement and mode of operation that produced these emissions are used for final measurements on the same test site. The analyzer is set to CISPR quasi-peak and average detectors with a 9kHz resolution bandwidth for final measurements.

An extension cord was used to connect to a single LISN which powered by EUT. The extension cord was calibrated with LISN, the impedance and insertion loss are compliance with the requirements as stated in ANSI C63.10-2013.

Line conducted emissions test results are shown in Section 7.8.

3.3. Radiated Emissions

The radiated test facilities consisted of an indoor 3 meter semi-anechoic chamber used for final measurements and exploratory measurements, when necessary. The measurement area is contained within the semi-anechoic chamber which is shielded from any ambient interference. For measurements above 1GHz absorbers are arranged on the floor between the turn table and the antenna mast in such a way so as to maximize the reduction of reflections. For measurements below 1GHz, the absorbers are removed. A MF Model 210SS turntable is used for radiated measurement. It is a continuously rotatable, remote controlled, metallic turntable and 2 meters (6.56 ft.) in diameter. The turn table is flush with the raised floor of the chamber in order to maintain its function as a ground plane. An 80cm high PVC support structure is placed on top of the turntable.

For all measurements, the spectrum was scanned through all EUT azimuths and from 1 to 4 meter receive antenna height using a broadband antenna from 30MHz up to the upper frequency shown in 15.33(b)(1) depending on the highest frequency generated or used in the device or on which the device operates or tunes. For frequencies above 1GHz, linearly polarized double ridge horn antennas were used. For frequencies below 30MHz, a calibrated loop antenna was used. When exploratory measurements were necessary, they were performed at 1 meter test distance inside the semi-anechoic chamber using broadband antennas, broadband amplifiers, and spectrum analyzers to determine the frequencies and modes producing the maximum emissions. Sufficient time for the EUT, support equipment, and test equipment was allowed in order for them to warm up to their normal operating condition. The test set-up for frequencies below 1GHz was placed on top of the 0.8 meter high, 1 x 1.5 meter table; and test set-up for frequencies 1-25GHz was placed on top of the 1.5 meter high, 1 x 1.5 meter table. The EUT, support equipment, and interconnecting cables were arranged and manipulated to maximize each emission. Appropriate precaution was taken to ensure that all emissions from the EUT were maximized and investigated. The system configuration, clock speed, mode of operation or video resolution, if applicable, turntable azimuth, and receive antenna height was noted for each frequency found.

Final measurements were made in the semi-anechoic chamber using calibrated, linearly polarized broadband and horn antennas. The test setup was configured to the setup that produced the worst case emissions. The spectrum analyzer was set to investigate all frequencies required for testing to compare the highest radiated disturbances with respect to the specified limits. The turntable containing the EUT was rotated through 360 degrees and the height of the receive antenna was varied 1 to 4 meters and stopped at the azimuth and height producing the maximum emission. Each emission was maximized by changing the orientation of the EUT through three orthogonal planes and changing the polarity of the receive antenna, whichever produced the worst-case emissions. According to 3dB Beam-Width of horn antenna, the horn antenna should be always directed to the EUT when rising height.

4. ANTENNA REQUIREMENTS

Excerpt from §15.203 of the FCC Rules/Regulations:

“An intentional radiator antenna shall be designed to ensure that no antenna other than that furnished by the responsible party can be used with the device. The use of a permanently attached antenna or of an antenna that uses a unique coupling to the intentional radiator shall be considered sufficient to comply with the provisions of this section.”

- The antenna of the **802.11ac Dual Band Module** uses a unique connector.

Conclusion:

The **802.11ac Dual Band Module FCC ID: TK4WLE900VX** unit complies with the requirement of §15.203.

5. TEST EQUIPMENT CALIBRATION DATE

Conducted Emissions

Instrument	Manufacturer	Type No.	Asset No.	Cali. Interval	Cali. Due Date
EMI Test Receiver	R&S	ESR7	MRTSUE06001	1 year	2015/11/07
Two-Line V-Network	R&S	ENV216	MRTSUE06002	1 year	2015/11/07
Two-Line V-Network	R&S	ENV216	MRTSUE06003	1 year	2015/11/07
Temperature/ Meter Humidity	Anymetre	TH101B	MRTSUE06045	1 year	2015/11/14

Radiated Emission

Instrument	Manufacturer	Type No.	Asset No.	Cali. Interval	Cali. Due Date
Spectrum Analyzer	Agilent	E4447A	MRTSUE06028	1 year	2015/10/09
EMI Test Receiver	R&S	ESR7	MRTSUE06001	1 year	2015/11/07
Preamplifier	MRT	AP18G40	MRTSUE06020	1 year	2015/10/06
Preamplifier	MRT	AP01G18	MRTSUE06019	1 year	2015/12/13
Loop Antenna	Schwarzbeck	FMZB1519	MRTSUE06025	1 year	2015/11/08
TRILOG Antenna	Schwarzbeck	VULB9162	MRTSUE06022	1 year	2015/11/08
Broad-Band Horn Antenna	Schwarzbeck	BBHA9120D	MRTSUE06023	1 year	2015/11/08
Broadband Horn Antenna	Schwarzbeck	BBHA9170	MRTSUE06024	1 year	2016/01/05
Temperature/Humidity Meter	Anymetre	TH101B	MRTSUE06048	1 year	2015/11/14

Conducted Test Equipment

Instrument	Manufacturer	Type No.	Asset No.	Cali. Interval	Cali. Due Date
Spectrum Analyzer	Agilent	N9020A	MRTSUE06106	1 year	2016/04/23
USB Wideband Power Sensor	Boonton	55006	MRTSUE06109	1 year	2015/10/15
Temperature/Humidity Meter	Anymetre	TH101B	MRTSUE06046	1 year	2015/11/14

6. MEASUREMENT UNCERTAINTY

Where relevant, the following test uncertainty levels have been estimated for tests performed on the EUT as specified in CISPR 16-4-2. This uncertainty represents an expanded uncertainty expressed at approximately the 95% confidence level using a coverage factor of $k = 2$.

AC Conducted Emission Measurement
Measuring Uncertainty for a Level of Confidence of 95% ($U=2Uc(y)$): 150kHz~30MHz: 3.46dB
Radiated Emission Measurement
Measuring Uncertainty for a Level of Confidence of 95% ($U=2Uc(y)$): 9kHz ~ 1GHz: 4.18dB 1GHz ~ 25GHz: 4.76dB

7. TEST RESULT

7.1. Summary

Company Name: Compex Systems Pte Ltd
FCC ID: TK4WLE900VX
FCC Classification: Digital Transmission System (DTS)
Data Rate(s) Tested: 1Mbps ~ 11Mbps (b);
6Mbps ~ 54Mbps (g);
6.5/7.2Mbps ~ 195/216.7Mbps (n-HT20);
13.5/15Mbps ~ 405/450Mbps (n-HT40)

FCC Part Section(s)	Test Description	Test Limit	Test Condition	Test Result	Reference
15.247(a)(2)	6dB Bandwidth	$\geq 500\text{kHz}$	Conducted	Pass	Section 7.2
15.247(b)(3)	Output Power	$\leq 30\text{dBm}$		Pass	Section 7.3
15.247(e)	Power Spectral Density	$\leq 8\text{dBm}/3\text{kHz}$		Pass	Section 7.4
15.247(d)	Band Edge / Out-of-Band Emissions	$\geq 30\text{dBc(Average)}$		Pass	Section 7.5
15.205 15.209	General Field Strength Limits (Restricted Bands and Radiated Emission Limits)	Emissions in restricted bands must meet the radiated limits detailed in 15.209	Radiated	Pass	Section 7.6 & 7.7
15.207	AC Conducted Emissions 150kHz - 30MHz	< FCC 15.207 limits	Line Conducted	Pass	Section 7.8

Notes:

- 1) All modes of operation and data rates were investigated. For radiated emission test, every axis (X, Y, Z) was also verified. The test results shown in the following sections represent the worst case emissions.
- 2) The analyzer plots shown in this section were all taken with a correction table loaded into the analyzer. The correction table was used to account for the losses of the cables and attenuators used as part of the system to connect the EUT to the analyzer at all frequencies of interest.
- 3) All antenna port conducted emissions testing was performed on a test bench with the antenna port of the EUT connected to the spectrum analyzer through calibrated cables and attenuators.

7.2. 6dB Bandwidth Measurement

7.2.1. Test Limit

The minimum 6dB bandwidth shall be at least 500 kHz.

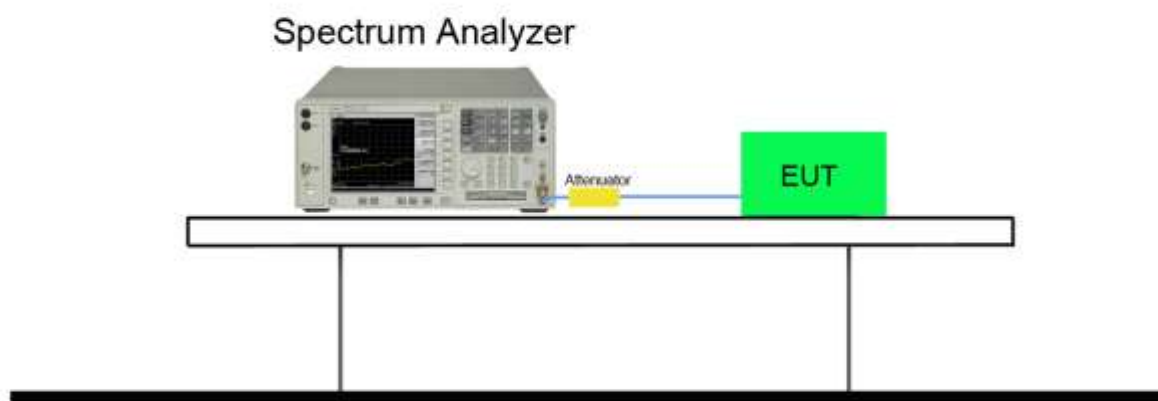
7.2.2. Test Procedure used

KDB 558074 D01v03r02 – Section 8.2 Option 2

7.2.3. Test Setting

1. The Spectrum's automatic bandwidth measurement capability was used to perform the 6dB bandwidth measurement. The "X" dB bandwidth parameter was set to $X = 6$. The bandwidth measurement was not influenced by any intermediate power nulls in the fundamental emission.
2. Set RBW = 100 kHz
3. VBW $\geq 3 \times$ RBW
4. Detector = Peak
5. Trace mode = max hold
6. Sweep = auto couple
7. Allow the trace was allowed to stabilize

7.2.4. Test Setup



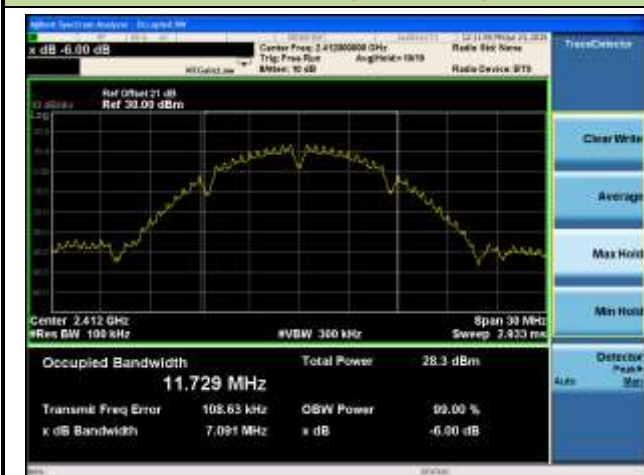
7.2.5. Test Result

Test Mode	Data Rate (Mbps)	Channel No.	Frequency (MHz)	6dB Bandwidth (MHz)	Limit (MHz)	Result
Ant 0						
802.11b	1	01	2412	7.09	≥ 0.5	Pass
802.11b	1	06	2437	7.09	≥ 0.5	Pass
802.11b	1	11	2462	7.10	≥ 0.5	Pass
802.11g	6	01	2412	16.35	≥ 0.5	Pass
802.11g	6	06	2437	16.33	≥ 0.5	Pass
802.11g	6	11	2462	16.34	≥ 0.5	Pass
802.11n-HT20	6.5	01	2412	17.34	≥ 0.5	Pass
802.11n-HT20	6.5	06	2437	17.35	≥ 0.5	Pass
802.11n-HT20	6.5	11	2462	17.35	≥ 0.5	Pass
802.11n-HT40	13.5	03	2422	35.76	≥ 0.5	Pass
802.11n-HT40	27	06	2437	35.72	≥ 0.5	Pass
802.11n-HT40	27	09	2452	35.53	≥ 0.5	Pass
Ant 1						
802.11b	1	01	2412	7.11	≥ 0.5	Pass
802.11b	1	06	2437	7.11	≥ 0.5	Pass
802.11b	1	11	2462	7.10	≥ 0.5	Pass
802.11g	6	01	2412	16.35	≥ 0.5	Pass
802.11g	6	06	2437	16.36	≥ 0.5	Pass
802.11g	6	11	2462	16.37	≥ 0.5	Pass
802.11n-HT20	13	01	2412	17.34	≥ 0.5	Pass
802.11n-HT20	13	06	2437	17.36	≥ 0.5	Pass
802.11n-HT20	13	11	2462	17.54	≥ 0.5	Pass
802.11n-HT40	27	03	2422	35.52	≥ 0.5	Pass
802.11n-HT40	27	06	2437	35.74	≥ 0.5	Pass
802.11n-HT40	27	09	2452	35.74	≥ 0.5	Pass

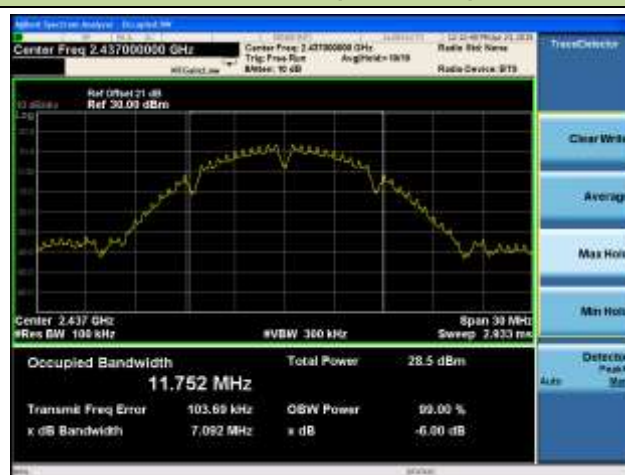
Ant 2						
802.11b	1	01	2412	7.10	≥ 0.5	Pass
802.11b	1	06	2437	7.10	≥ 0.5	Pass
802.11b	1	11	2462	7.11	≥ 0.5	Pass
802.11g	6	01	2412	16.33	≥ 0.5	Pass
802.11g	6	06	2437	16.33	≥ 0.5	Pass
802.11g	6	11	2462	16.36	≥ 0.5	Pass
802.11n-HT20	13	01	2412	17.32	≥ 0.5	Pass
802.11n-HT20	13	06	2437	17.33	≥ 0.5	Pass
802.11n-HT20	13	11	2462	17.54	≥ 0.5	Pass
802.11n-HT40	27	03	2422	35.79	≥ 0.5	Pass
802.11n-HT40	27	06	2437	35.48	≥ 0.5	Pass
802.11n-HT40	27	09	2452	35.79	≥ 0.5	Pass

802.11b 6dB Bandwidth - Ant 0

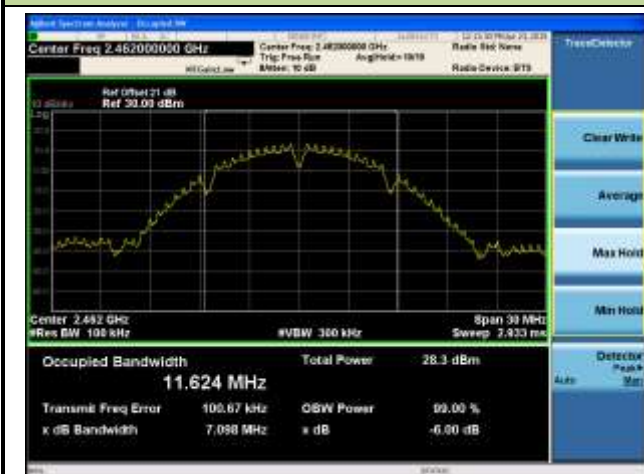
Channel 01 (2412MHz)



Channel 06 (2437MHz)

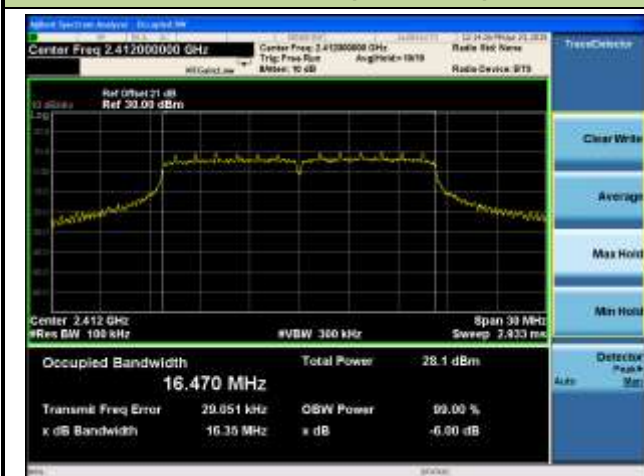


Channel 11 (2462MHz)

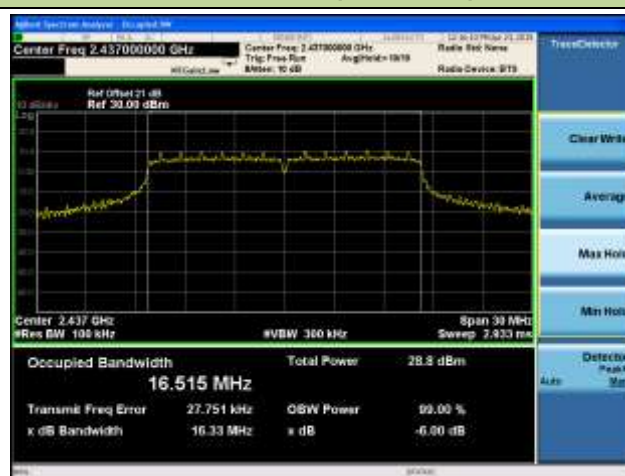


802.11g 6dB Bandwidth - Ant 0

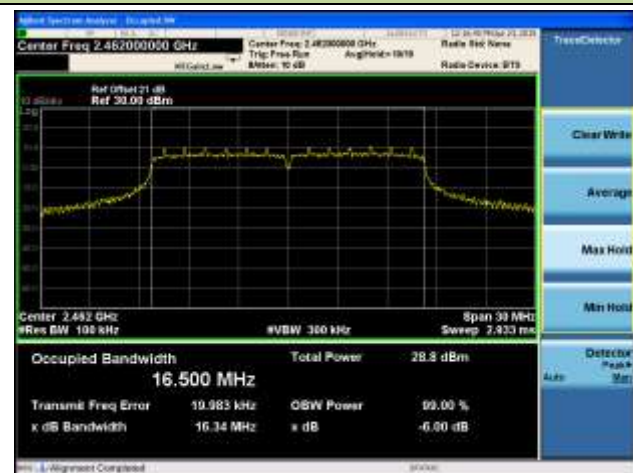
Channel 01 (2412MHz)



Channel 06 (2437MHz)

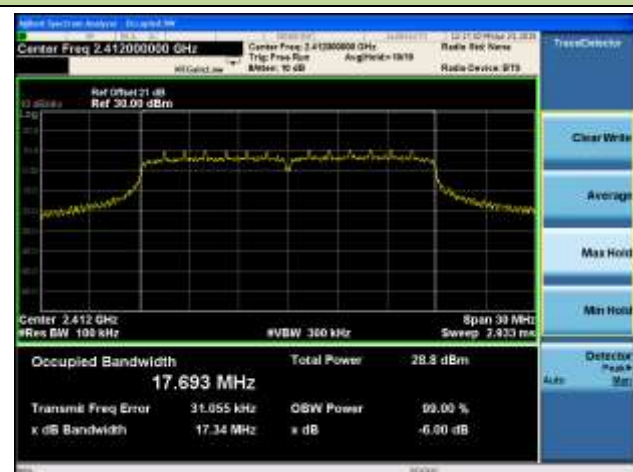


Channel 11 (2462MHz)

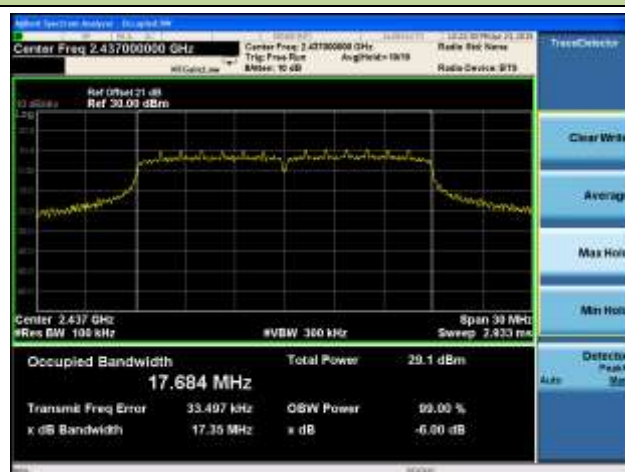


802.11n-HT20 6dB Bandwidth - Ant 0

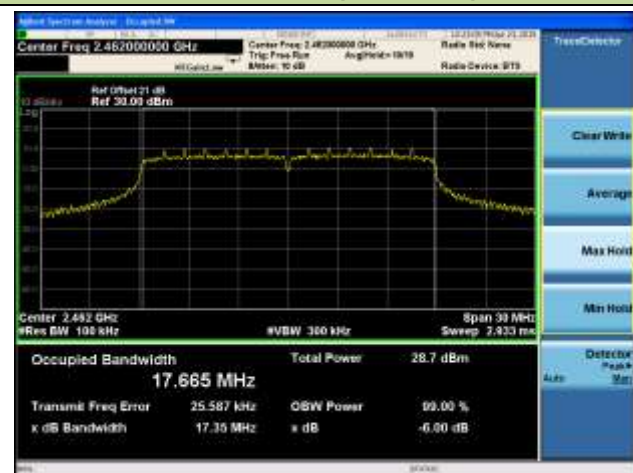
Channel 01 (2412MHz)



Channel 06 (2437MHz)

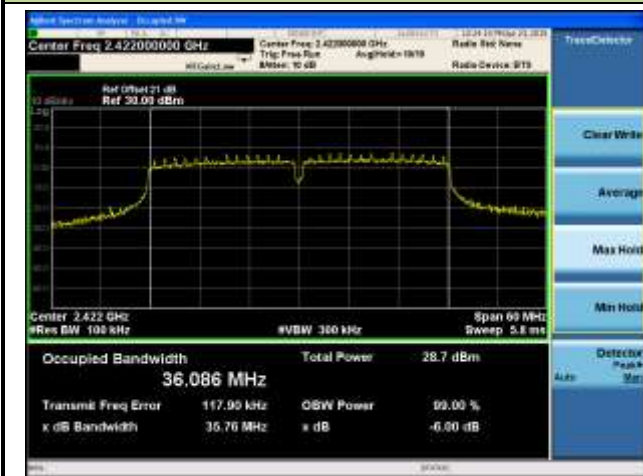


Channel 11 (2462MHz)

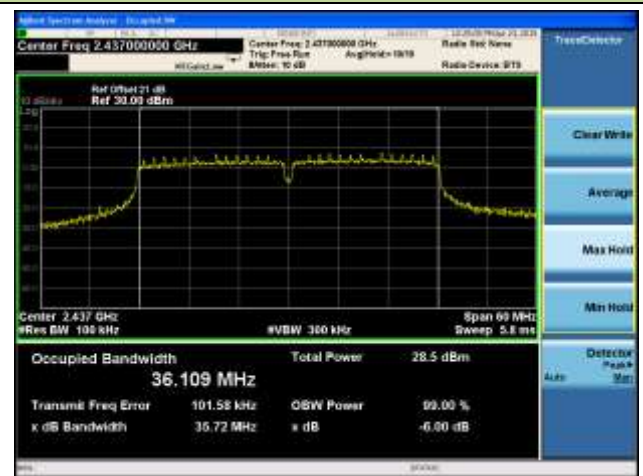


802.11n-HT40 6dB Bandwidth - Ant 0

Channel 03 (2422MHz)



Channel 06 (2437MHz)

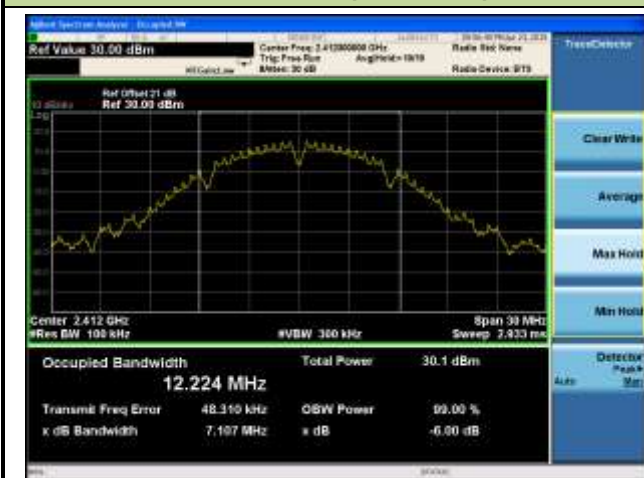


Channel 09 (2452MHz)

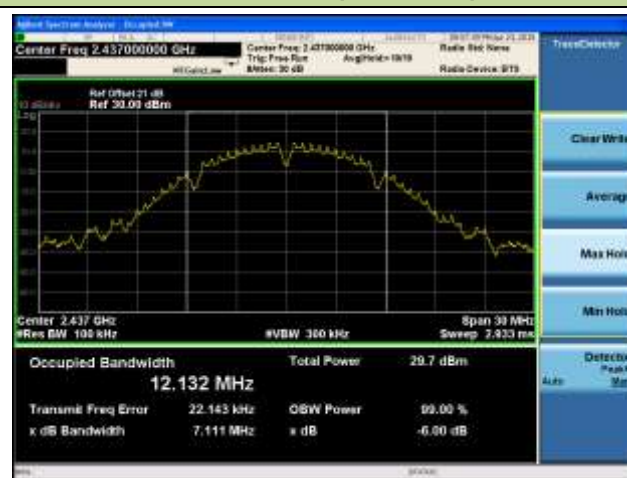


802.11b 6dB Bandwidth - Ant 1

Channel 01 (2412MHz)



Channel 06 (2437MHz)

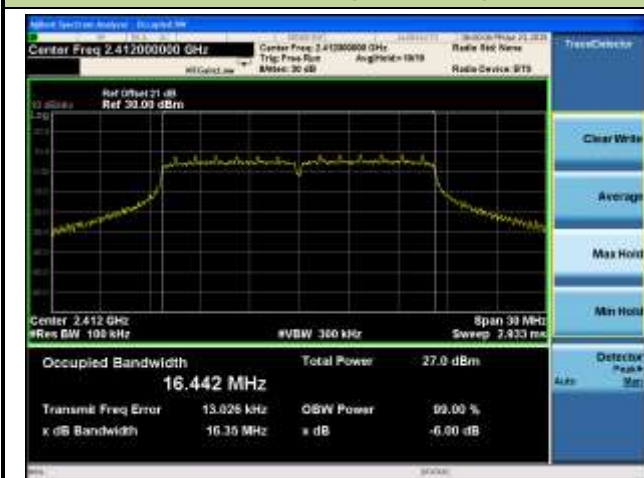


Channel 11 (2462MHz)

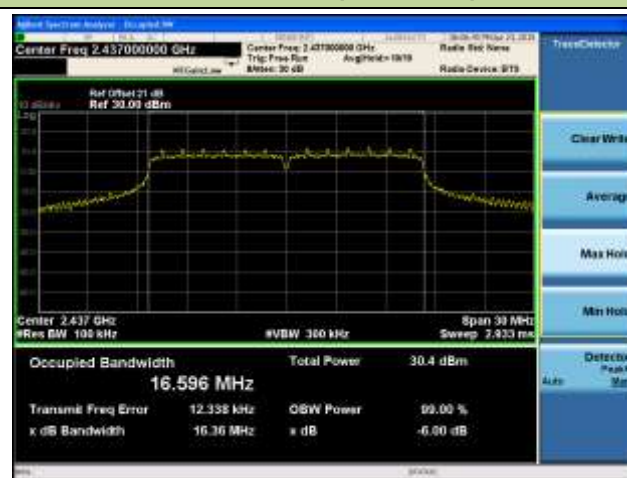


802.11g 6dB Bandwidth - Ant 1

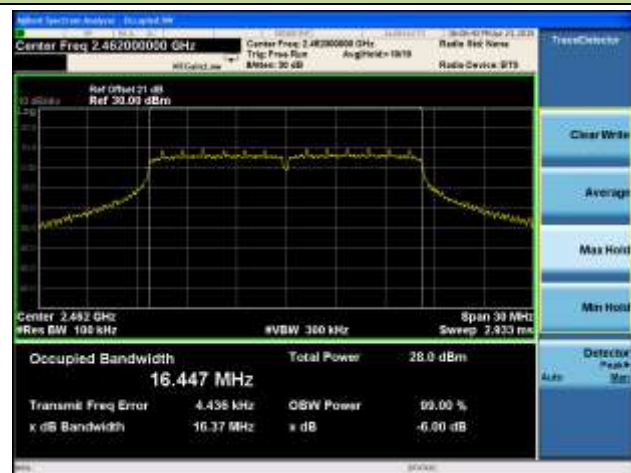
Channel 01 (2412MHz)



Channel 06 (2437MHz)

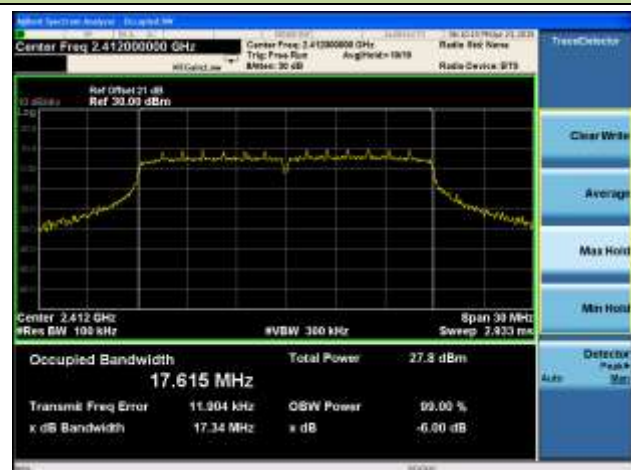


Channel 11 (2462MHz)

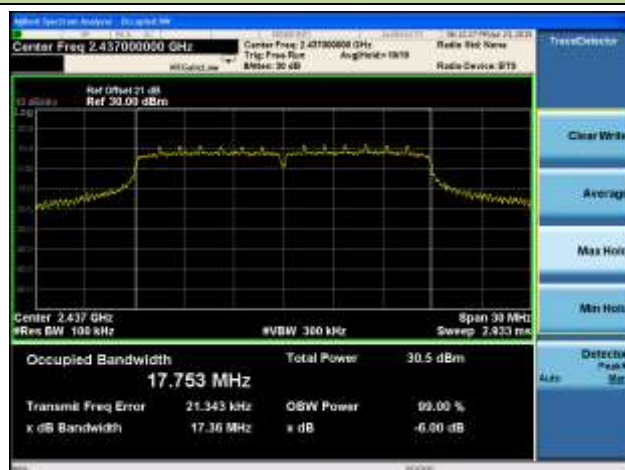


802.11n-HT20 6dB Bandwidth - Ant 1

Channel 01 (2412MHz)



Channel 06 (2437MHz)

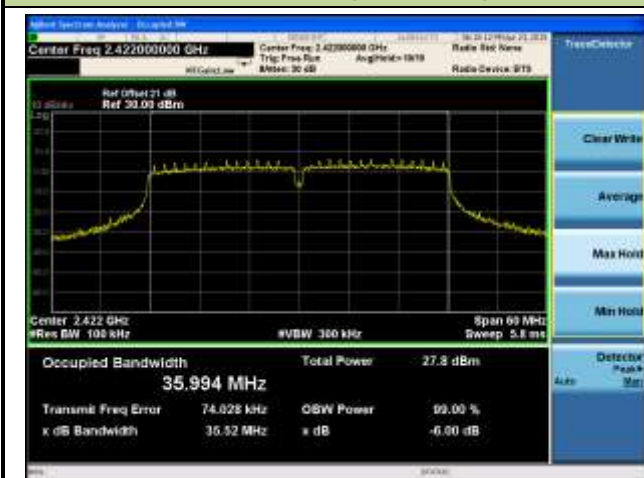


Channel 11 (2462MHz)

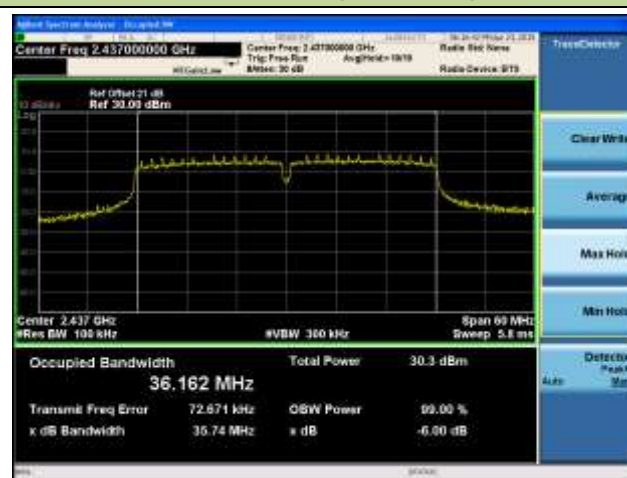


802.11n-HT40 6dB Bandwidth - Ant 1

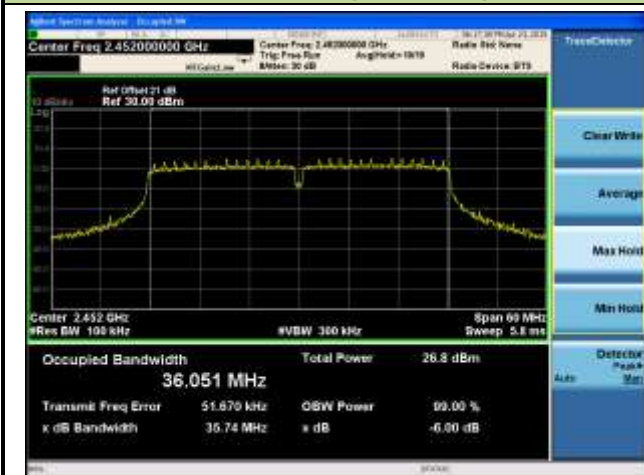
Channel 03 (2422MHz)



Channel 06 (2437MHz)

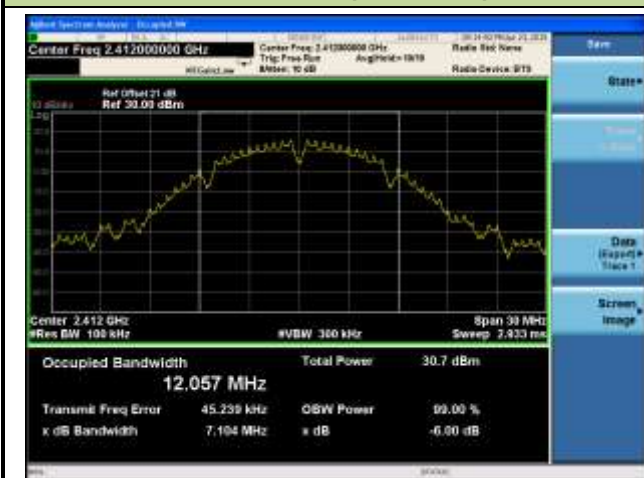


Channel 09 (2452MHz)

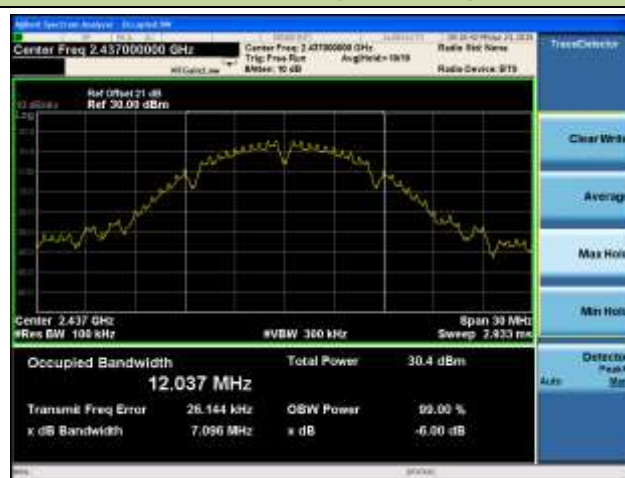


802.11b 6dB Bandwidth - Ant 2

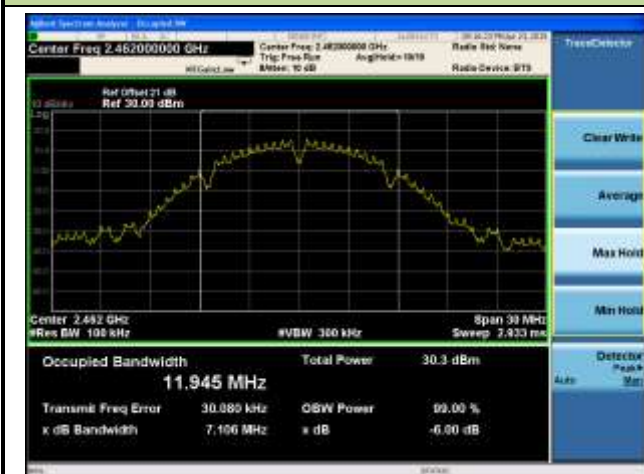
Channel 01 (2412MHz)



Channel 06 (2437MHz)

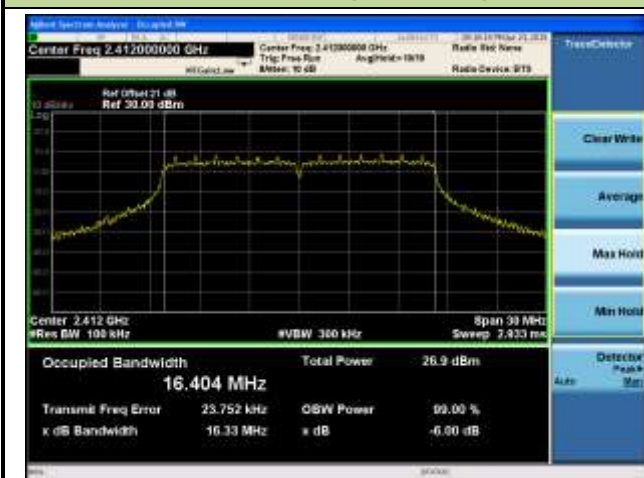


Channel 11 (2462MHz)

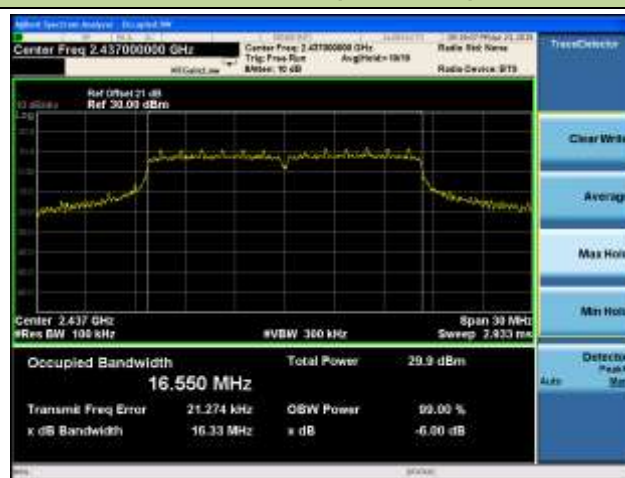


802.11g 6dB Bandwidth - Ant 2

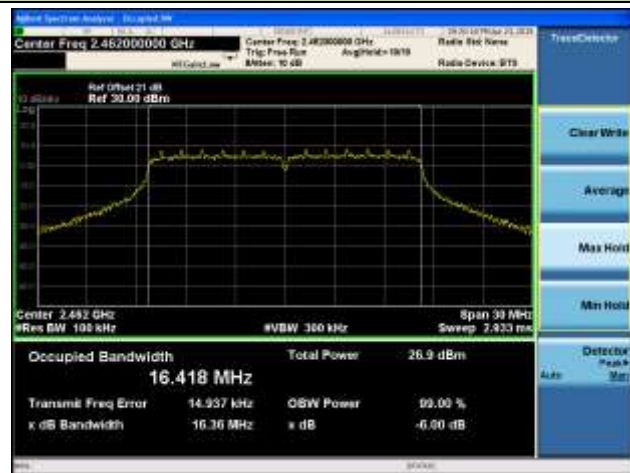
Channel 01 (2412MHz)



Channel 06 (2437MHz)

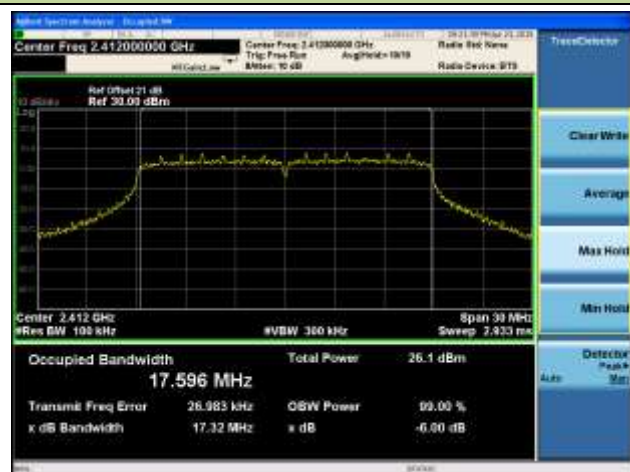


Channel 11 (2462MHz)

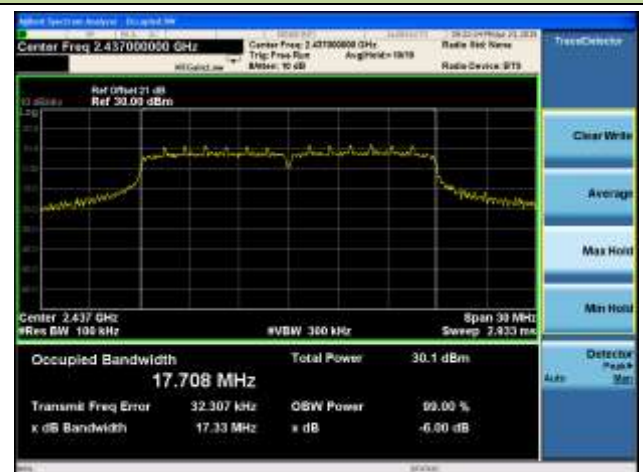


802.11n-HT20 6dB Bandwidth - Ant 2

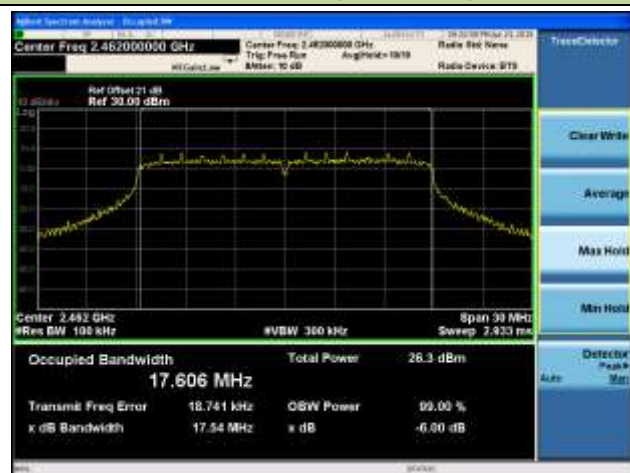
Channel 01 (2412MHz)



Channel 06 (2437MHz)

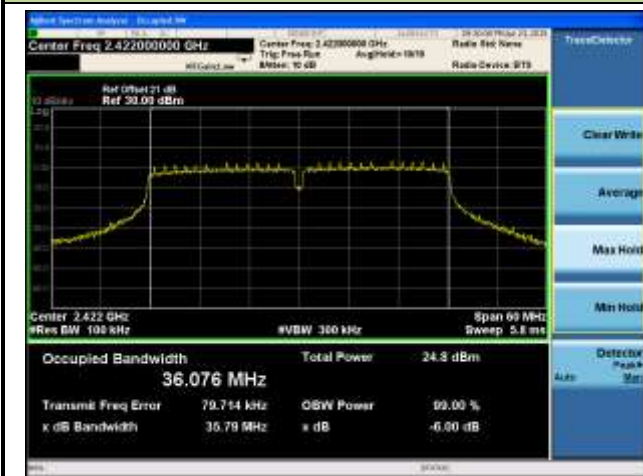


Channel 11 (2462MHz)

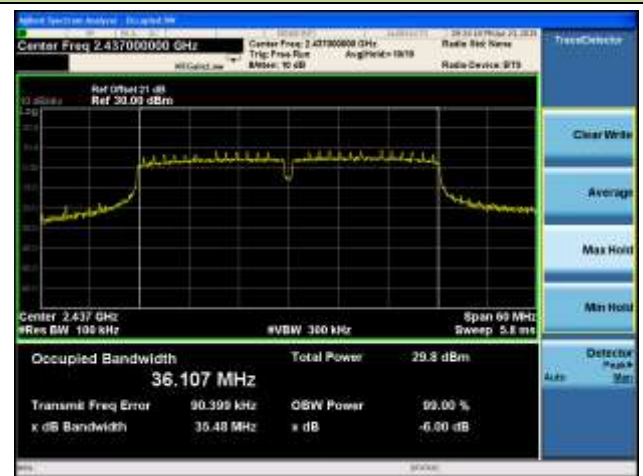


802.11n-HT40 6dB Bandwidth - Ant 2

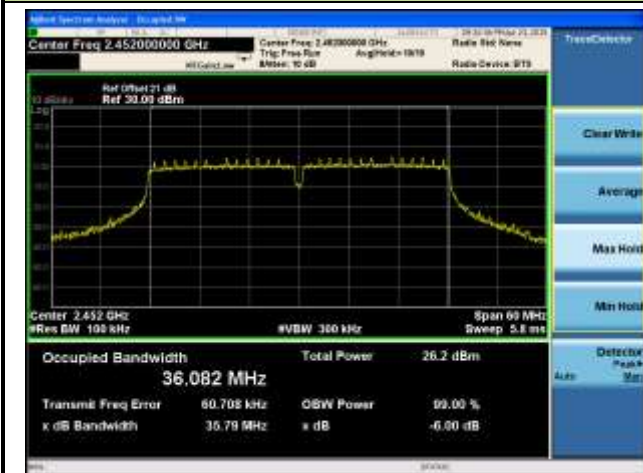
Channel 03 (2422MHz)



Channel 06 (2437MHz)



Channel 09 (2452MHz)



7.3. Output Power Measurement

7.3.1. Test Limit

The maximum output power shall be less 1 Watt (30dBm).

The conducted output power limit is based on the use of antennas with directional gains that do not exceed 6 dBi. If transmitting antennas of directional gain greater than 6 dBi are used, the conducted output power from the intentional radiator shall be reduced by the amount in dB that the directional gain of the antenna exceeds 6 dBi.

For fixed point-to-point operation, systems operating in the 2400-2483.5 MHz band that are used exclusively for fixed, point-to-point operations may employ transmitting antennas with directional gain greater than 6 dBi provided the maximum conducted output power of the intentional radiator is reduced by 1 dB for every 3 dB that the directional gain of the antenna exceeds 6 dBi.

Dipole Antenna 1#: Power Limit = 30dBm;

Panel Antenna 1#: Power Limit = $30\text{dBm} - (11\text{dBi} - 6\text{dBi})/3 = 28.33\text{dBm}$;

7.3.2. Test Procedure Used

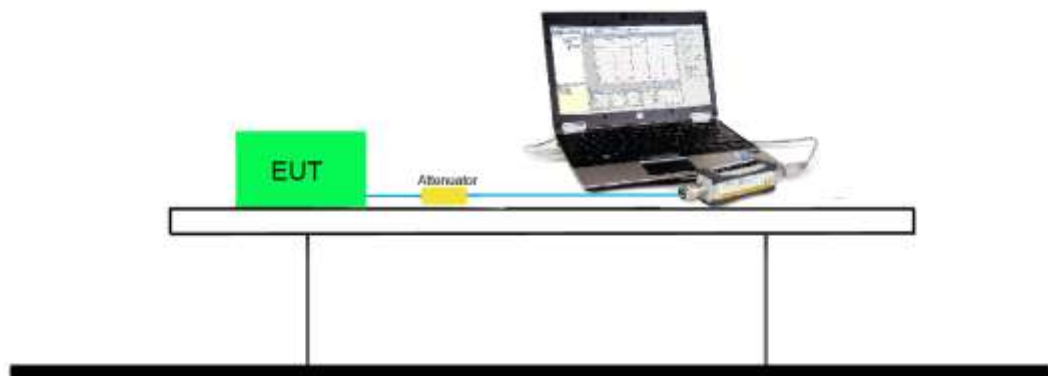
KDB 558074 D01v03r02 - Section 9.2.3.2 AVGPM-G Average Power Method

7.3.3. Test Setting

Average Power Measurement

Average power measurements were performed only when the EUT was transmitting at its maximum power control level using a broadband power meter with a pulse sensor. The power meter implemented triggering and gating capabilities which were set up such that power measurements were recorded only during the ON time of the transmitter. The trace was averaged over 100 traces to obtain the final measured average power.

7.3.4. Test Setup



7.3.5. Test Result of Output Power

Output power at various data rates for Ant 0 / Ant 0 + 1:

Test Mode	Bandwidth (MHz)	Channel No.	Frequency (MHz)	Data Rate (Mbps)	Average Power (dBm)
802.11b	20	6	2437	1	22.11
				5.5	21.85
				11	21.53
802.11g	20	6	2437	6	21.42
				24	21.18
				54	20.87
802.11n	20	6	2437	13	21.24
				14.4	21.09
				52	20.78
				57.8	20.53
				130	20.37
				144	20.12
802.11n	40	6	2437	27	20.14
				30	20.01
				108	19.79
				120	19.63
				270	19.42
				300	19.27

Test Result of Average Output Power

Dipole Antenna 1# - 1Tx

Test Mode	N _{Tx}	Data Rate (Mbps)	Channel No.	Freq. (MHz)	Ant 0 Average Power (dBm)	Ant 1 Average Power (dBm)	Ant 2 Average Power (dBm)	Limit (dBm)	Result
11b	1	1	1	2412	22.32	22.13	21.73	≤ 30	Pass
11b	1	1	6	2437	22.11	21.78	21.85	≤ 30	Pass
11b	1	1	11	2462	21.54	21.48	21.86	≤ 30	Pass
11g	1	6	1	2412	19.11	18.40	17.99	≤ 30	Pass
11g	1	6	6	2437	21.42	21.55	21.31	≤ 30	Pass
11g	1	6	11	2462	18.40	18.40	18.12	≤ 30	Pass
11n-HT20	1	6.5	1	2412	18.88	18.68	17.35	≤ 30	Pass
11n-HT20	1	6.5	6	2437	21.24	21.39	21.08	≤ 30	Pass
11n-HT20	1	6.5	11	2462	18.20	18.21	17.93	≤ 30	Pass
11n-HT40	1	13.5	3	2422	17.56	17.45	16.46	≤ 30	Pass
11n-HT40	1	13.5	6	2437	20.14	20.26	19.05	≤ 30	Pass
11n-HT40	1	13.5	9	2452	16.62	16.13	16.50	≤ 30	Pass

Dipole Antenna 1# - 2Tx

Test Mode	N _{Tx}	Data Rate (Mbps)	Channel No.	Freq. (MHz)	Ant 0 Average Power (dBm)	Ant 1 Average Power (dBm)	Total Average Power (dBm)	Limit (dBm)	Result
11n-HT20	2	13	1	2412	16.88	16.92	19.91	≤ 30	Pass
11n-HT20	2	13	6	2437	21.08	21.49	24.30	≤ 30	Pass
11n-HT20	2	13	11	2462	16.18	16.90	19.57	≤ 30	Pass
11n-HT40	2	27	3	2422	15.04	15.24	18.15	≤ 30	Pass
11n-HT40	2	27	6	2437	20.23	20.47	23.36	≤ 30	Pass
11n-HT40	2	27	9	2452	15.39	15.89	18.66	≤ 30	Pass

Note: Total Average Power (dBm) = $10 \cdot \log\{10^{(\text{Ant 0 Average Power}/10)} + 10^{(\text{Ant 1 Average Power}/10)}\}$ (dBm).

Dipole Antenna 1# - 3Tx

Test Mode	N _{Tx}	Data Rate (Mbps)	Channel No.	Freq. (MHz)	Ant 0 Average Power (dBm)	Ant 1 Average Power (dBm)	Ant 2 Average Power (dBm)	Total Average Power (dBm)	Limit (dBm)	Result
11n-HT20	3	19.5	1	2412	15.41	15.81	15.08	20.45	≤ 30	Pass
11n-HT20	3	19.5	6	2437	19.08	19.53	19.42	24.16	≤ 30	Pass
11n-HT20	3	19.5	11	2462	15.68	16.71	16.69	21.16	≤ 30	Pass
11n-HT40	3	40.5	3	2422	13.39	13.53	12.90	18.26	≤ 30	Pass
11n-HT40	3	40.5	6	2437	18.45	18.46	18.45	23.23	≤ 30	Pass
11n-HT40	3	40.5	9	2452	12.74	13.25	12.97	17.86	≤ 30	Pass

Note: Total Average Power (dBm) = $10 \cdot \log\{10^{(\text{Ant 0 Average Power}/10)} + 10^{(\text{Ant 1 Average Power}/10)} + 10^{(\text{Ant 2 Average Power}/10)}\}$ (dBm).

7.4. Power Spectral Density Measurement

7.4.1. Test Limit

The maximum permissible power spectral density is 8dBm in any 3 kHz band.

For 2.412~2.462GHz Band:

Dipole Antenna 1#: Limit (dBm) = 8dBm/3kHz;

Panel Antenna 1#: Limit (dBm) = 8dBm/3kHz – (11dBi – 6dBi)/3 = 6.33dBm/3kHz;

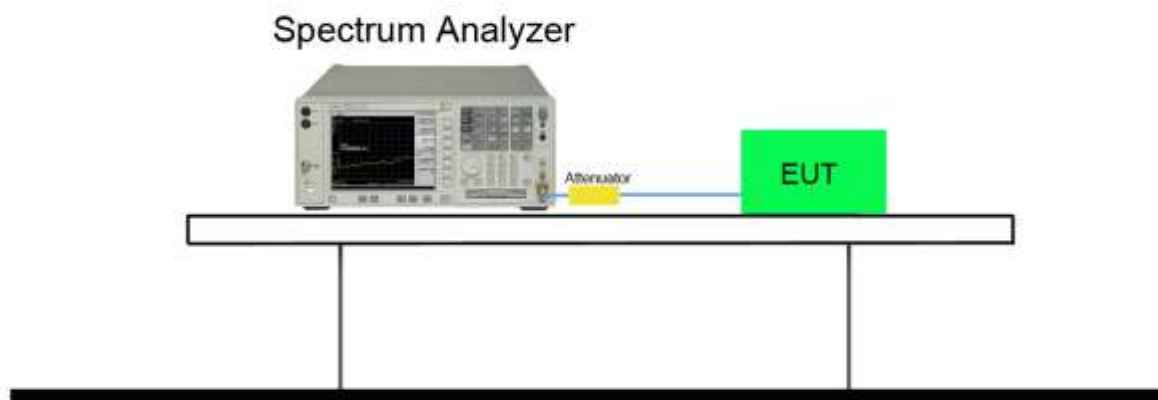
7.4.2. Test Procedure Used

KDB 558074 D01v03r02 - Section 10.5 Method PSD

7.4.3. Test Setting

1. Measure the duty cycle (x) of the transmitter output signal
2. Set instrument center frequency to DTS channel center frequency.
3. Set span to at least 1.5 times the OBW.
4. RBW = 10kHz
5. VBW = 30kHz
6. Detector = RMS
7. Ensure that the number of measurement points in the sweep $\geq 2 \times \text{span}/\text{RBW}$.
8. Sweep time = auto couple
9. Don't use sweep triggering. Allow sweep to "free run".
10. Employ trace averaging (RMS) mode over a minimum of 100 traces.
11. Use the peak marker function to determine the maximum amplitude level.
12. Add $10 \log(1/x)$, where x is the duty cycle measured in step (a, to the measured PSD to compute the average PSD during the actual transmission time.
13. Add Constant Factor = $10 \cdot \log(3\text{kHz} / 10\text{kHz}) = -5.23$

7.4.4. Test Setup



7.4.5. Test Result

1Tx

Test Mode	Data Rate (Mbps)	Channel No.	Freq. (MHz)	Ant 0 PSD (dBm / 10kHz)	Ant 1 PSD (dBm / 10kHz)	Ant 2 PSD (dBm / 10kHz)	Duty Cycle (%)	Constant Factor	Max PSD (dBm / 3kHz)	Limit (dBm / 3kHz)	Result
11b	1	1	2412	-3.19	-3.36	-3.35	99.5	-5.23	-8.42	≤ 6.33	Pass
11b	1	6	2437	-3.83	-3.72	-3.51	99.5	-5.23	-8.74	≤ 6.33	Pass
11b	1	11	2462	-4.48	-4.08	-4.19	99.5	-5.23	-9.31	≤ 6.33	Pass
11g	6	1	2412	-10.56	-10.81	-10.70	96.2	-5.23	-15.62	≤ 6.33	Pass
11g	6	6	2437	-8.25	7.94	-7.68	96.2	-5.23	2.88	≤ 6.33	Pass
11g	6	11	2462	-11.06	-10.84	-11.46	96.2	-5.23	-15.90	≤ 6.33	Pass
11n-HT20	6.5	1	2412	-10.76	-10.56	-11.76	96.3	-5.23	-15.63	≤ 6.33	Pass
11n-HT20	6.5	6	2437	-8.61	-8.40	-8.50	96.3	-5.23	-13.47	≤ 6.33	Pass
11n-HT20	6.5	11	2462	-11.84	-11.02	-11.84	96.3	-5.23	-16.09	≤ 6.33	Pass
11n-HT40	13.5	3	2422	-14.21	-13.75	-16.90	87.6	-5.23	-18.41	≤ 6.33	Pass
11n-HT40	13.5	6	2437	-11.94	-11.38	-11.80	87.6	-5.23	-16.04	≤ 6.33	Pass
11n-HT40	13.5	9	2452	-12.77	-15.46	-15.33	87.6	-5.23	-17.43	≤ 6.33	Pass

Note: When EUT duty cycle < 98%, the max PSD = the PSD + 10*log(1/duty cycle) + Constant Factor.

2Tx

Test Mode	Data Rate (Mbps)	Channel No.	Freq. (MHz)	Ant 0 PSD (dBm / 10kHz)	Ant 1 PSD (dBm / 10kHz)	Duty Cycle (%)	Constant Factor	Total PSD (dBm / 3kHz)	Limit (dBm / 3kHz)	Result
11n-HT20	13	1	2412	-13.07	-11.55	96.3	-5.23	-14.30	≤ 6.33	Pass
11n-HT20	13	6	2437	-8.32	-7.68	96.3	-5.23	-10.04	≤ 6.33	Pass
11n-HT20	13	11	2462	-12.76	-11.99	96.3	-5.23	-14.41	≤ 6.33	Pass
11n-HT40	27	3	2422	-18.10	-16.57	87.6	-5.23	-18.91	≤ 6.33	Pass
11n-HT40	27	6	2437	-11.68	-10.48	87.6	-5.23	-12.68	≤ 6.33	Pass
11n-HT40	27	9	2452	-18.17	-13.30	87.6	-5.23	-16.73	≤ 6.33	Pass

Note: When EUT duty cycle < 98%, the total PSD = $10 \cdot \log\{10^{(\text{Ant 0 PSD}/10)} + 10^{(\text{Ant 1 PSD}/10)}\} + 10 \cdot \log(1/\text{duty cycle}) + \text{Constant Factor}$.

3Tx

Test Mode	Data Rate (Mbps)	Channel No.	Freq. (MHz)	Ant 0 PSD (dBm / 10kHz)	Ant 1 PSD (dBm / 10kHz)	Ant 2 PSD (dBm / 10kHz)	Duty Cycle (%)	Constant Factor	Total PSD (dBm / 3kHz)	Limit (dBm / 3kHz)	Result
11n-HT20	19.5	1	2412	-12.53	-13.02	-13.33	96.3	-5.23	-13.24	≤ 6.33	Pass
11n-HT20	19.5	6	2437	-7.40	-7.18	-6.65	96.3	-5.23	-7.36	≤ 6.33	Pass
11n-HT20	19.5	11	2462	-12.62	-12.16	-11.91	96.3	-5.23	-12.52	≤ 6.33	Pass
11n-HT40	40.5	3	2422	-17.80	-17.59	-18.38	87.6	-5.23	-17.79	≤ 6.33	Pass
11n-HT40	40.5	6	2437	-11.55	-11.02	-10.66	87.6	-5.23	-10.95	≤ 6.33	Pass
11n-HT40	40.5	9	2452	-18.34	-18.19	-17.85	87.6	-5.23	-18.01	≤ 6.33	Pass

Note: When EUT duty cycle < 98%, the total PSD = $10 \cdot \log\{10^{(\text{Ant 0 PSD}/10)} + 10^{(\text{Ant 1 PSD}/10)} + 10^{(\text{Ant 2 PSD}/10)}\} + 10 \cdot \log(1/\text{duty cycle}) + \text{Constant Factor}$.

802.11b PSD - Ant 0

Channel 01 (2412MHz)



Channel 06 (2437MHz)

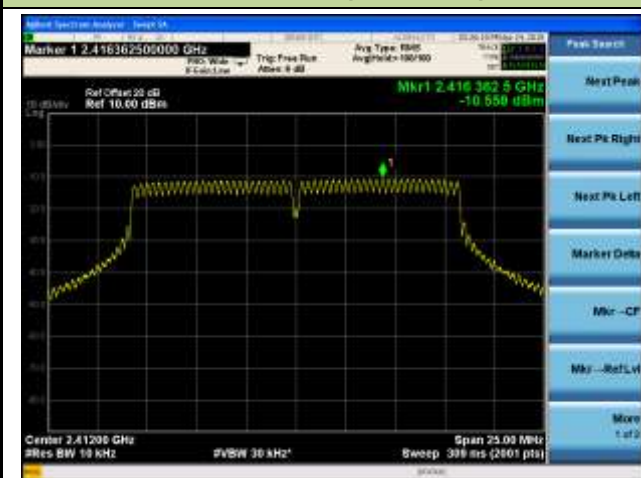


Channel 11 (2462MHz)



802.11g PSD - Ant 0

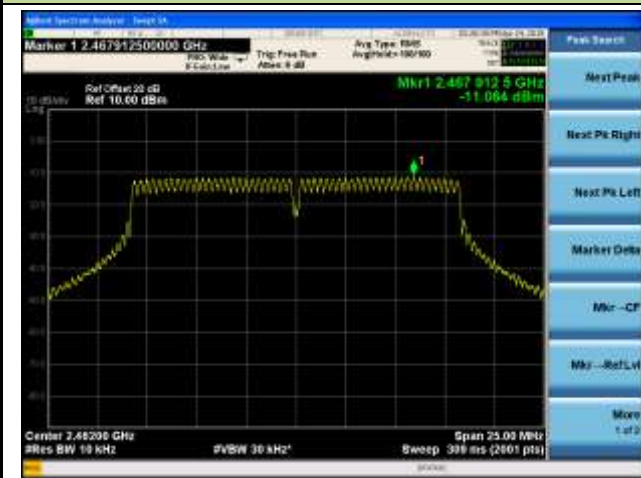
Channel 01 (2412MHz)



Channel 06 (2437MHz)

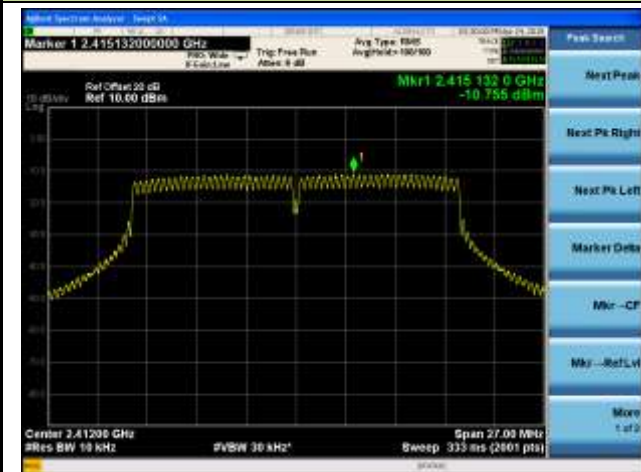


Channel 11 (2462MHz)

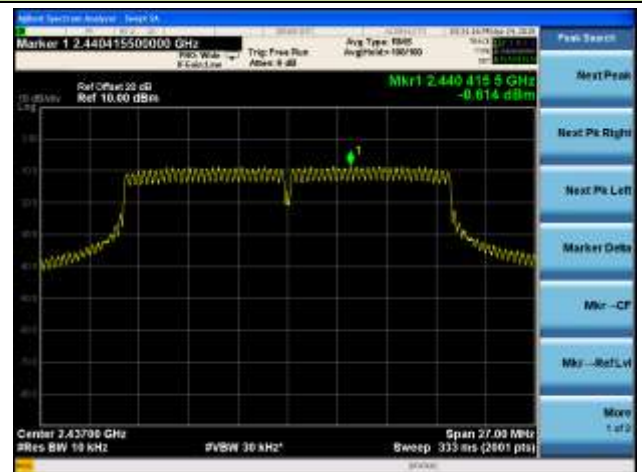


802.11n-HT20 PSD - Ant 0

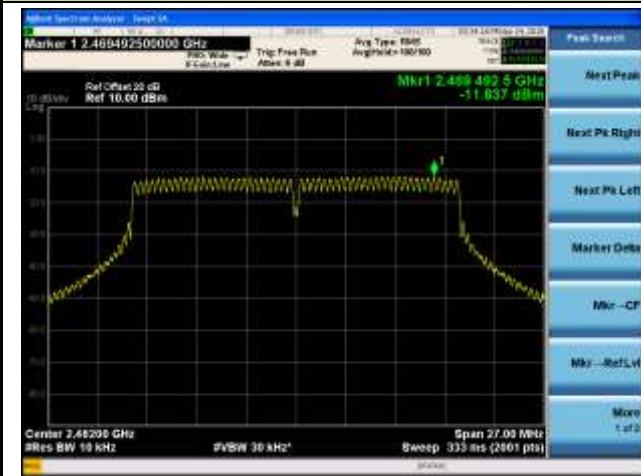
Channel 01 (2412MHz)



Channel 06 (2437MHz)

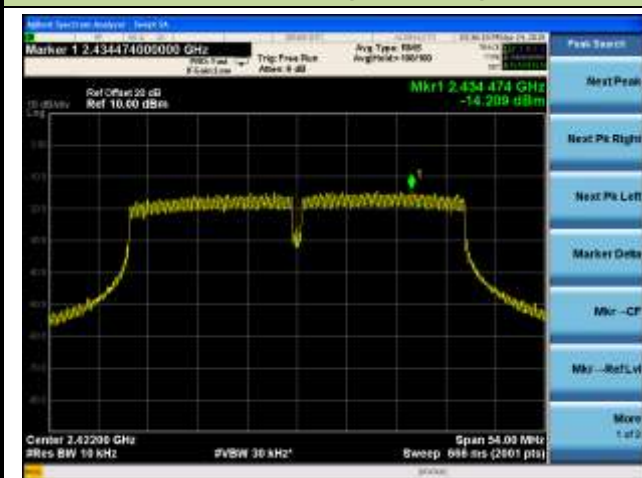


Channel 11 (2462MHz)

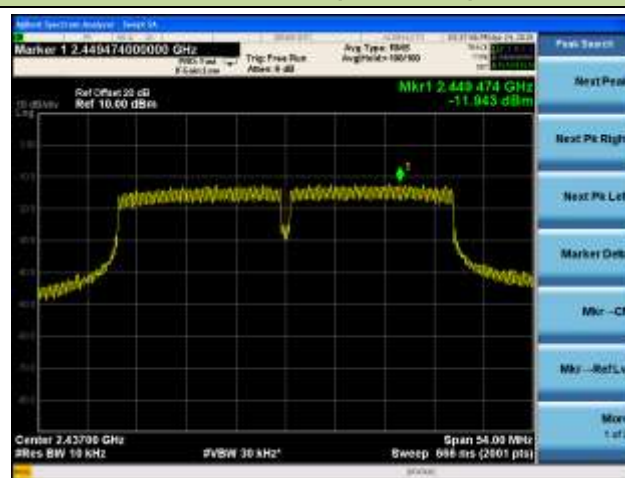


802.11n-HT40 PSD - Ant 0

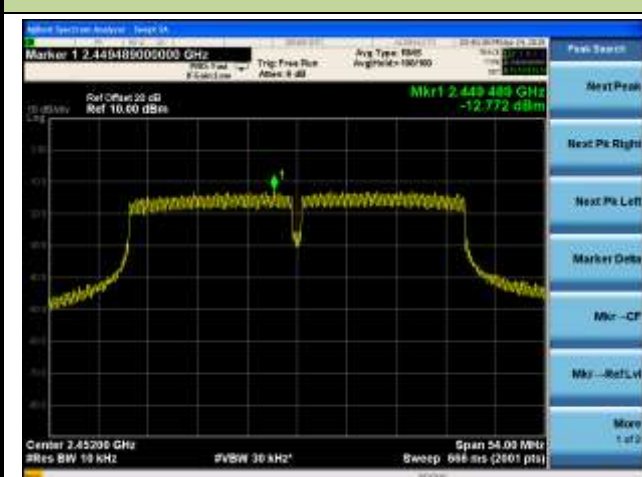
Channel 03 (2422MHz)



Channel 06 (2437MHz)



Channel 09 (2452MHz)



802.11b PSD - Ant 1

Channel 01 (2412MHz)



Channel 06 (2437MHz)

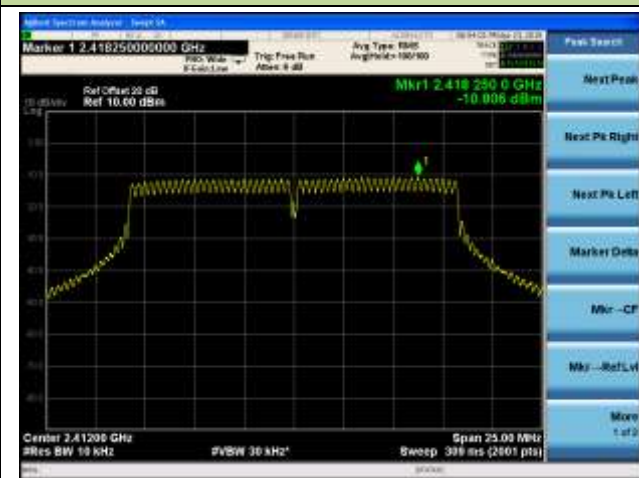


Channel 11 (2462MHz)

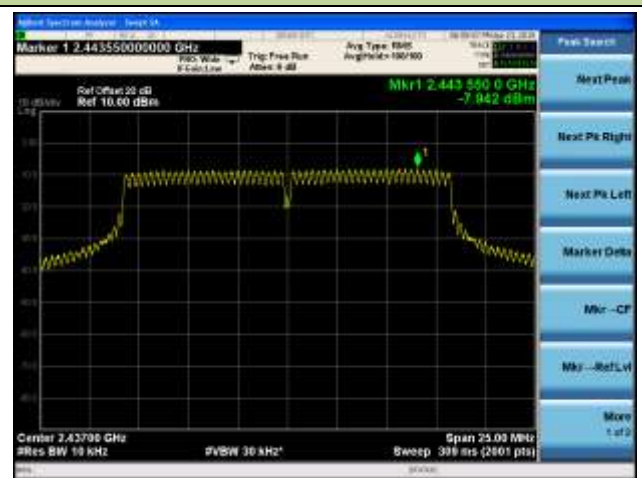


802.11g PSD - Ant 1

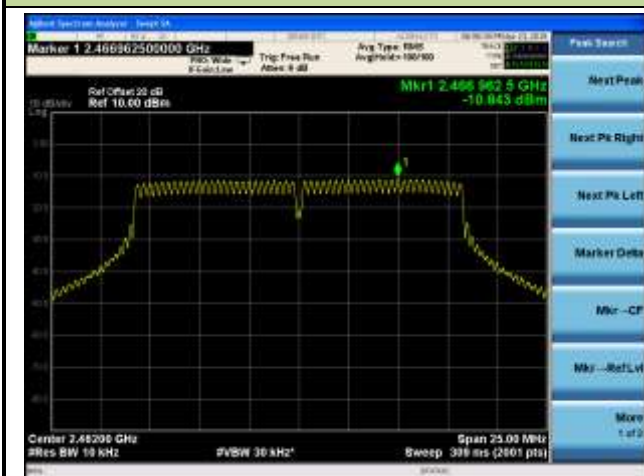
Channel 01 (2412MHz)



Channel 06 (2437MHz)

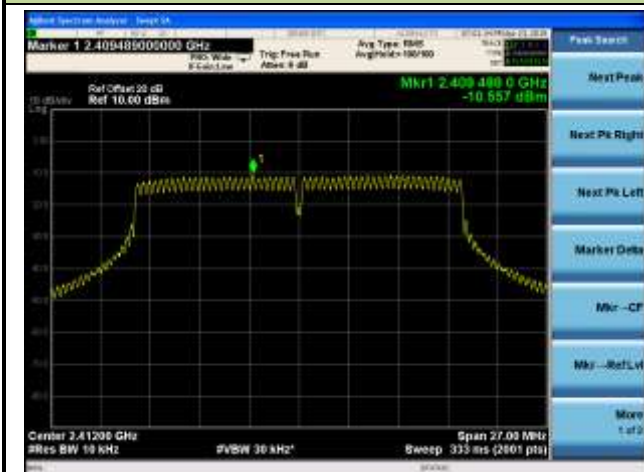


Channel 11 (2462MHz)

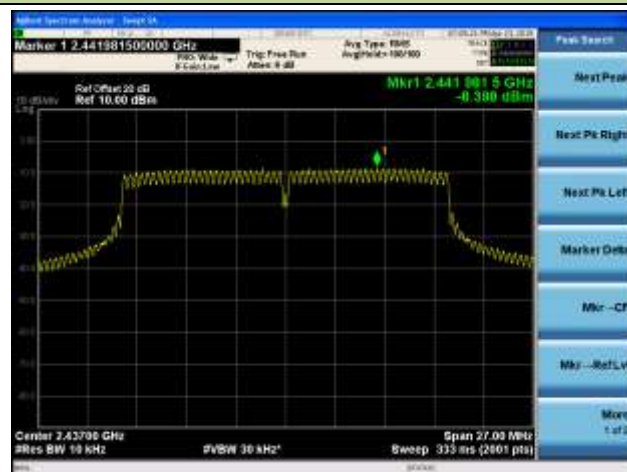


802.11n-HT20 PSD - Ant 1

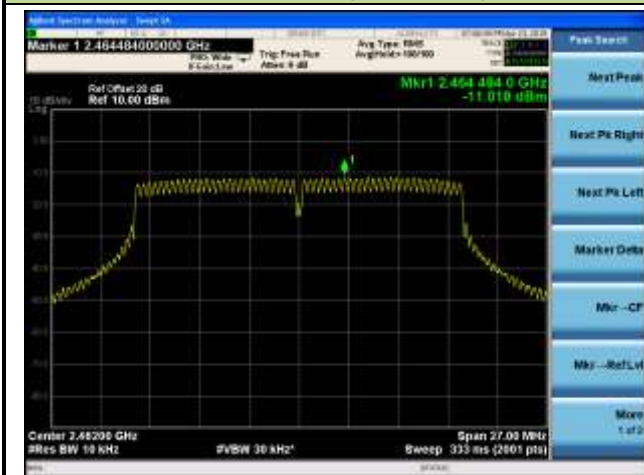
Channel 01 (2412MHz)



Channel 06 (2437MHz)

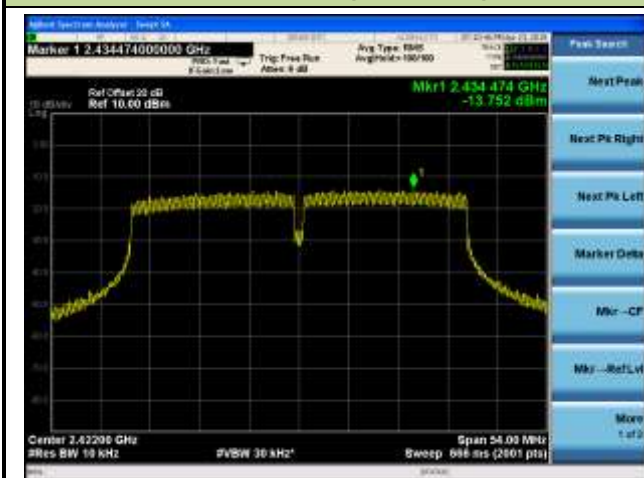


Channel 11 (2462MHz)

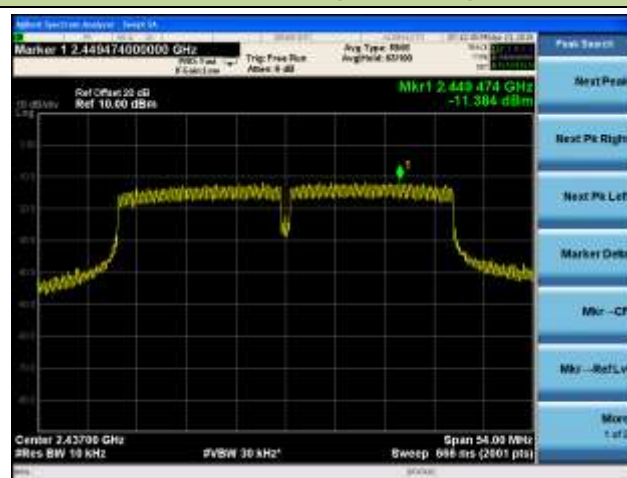


802.11n-HT40 PSD - Ant 1

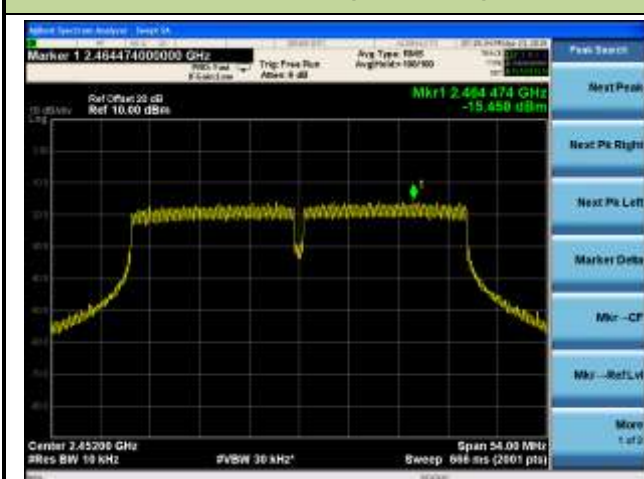
Channel 03 (2422MHz)



Channel 06 (2437MHz)



Channel 09 (2452MHz)



802.11b PSD - Ant 2

Channel 01 (2412MHz)



Channel 06 (2437MHz)

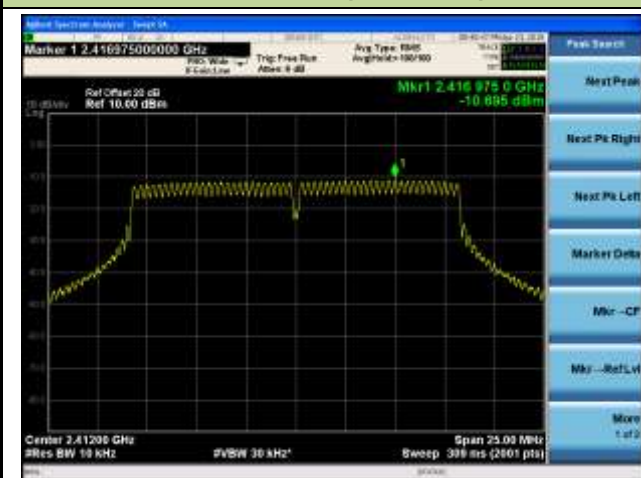


Channel 11 (2462MHz)

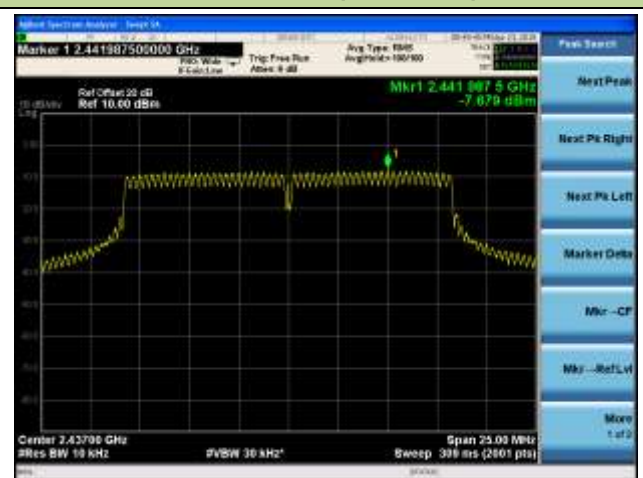


802.11g PSD - Ant 2

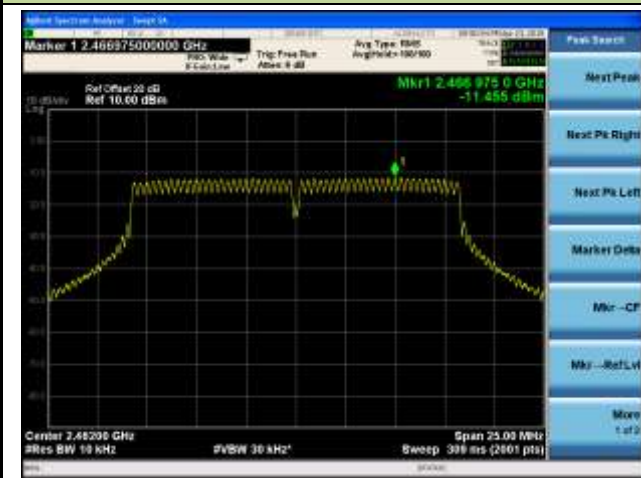
Channel 01 (2412MHz)



Channel 06 (2437MHz)

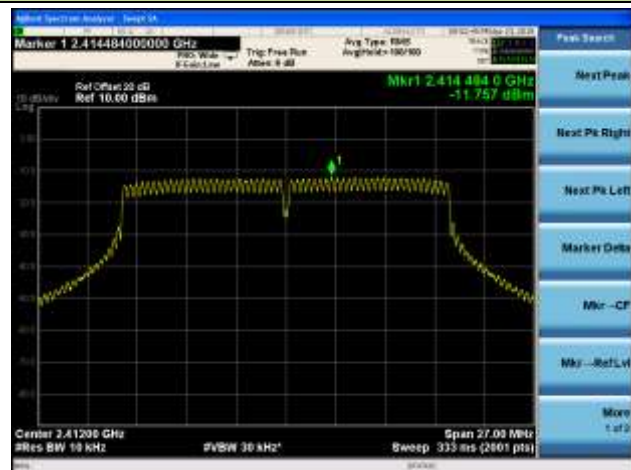


Channel 11 (2462MHz)

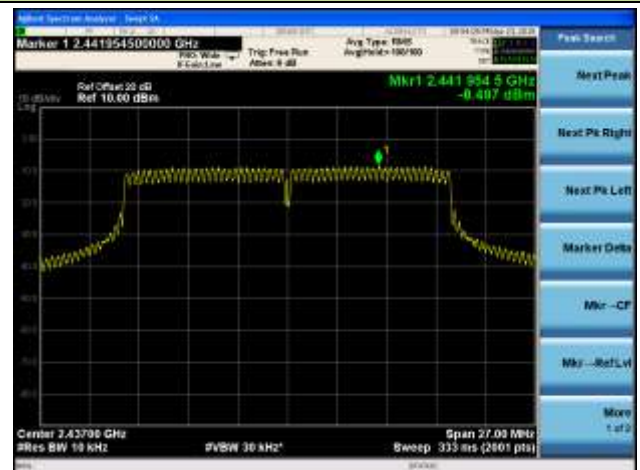


802.11n-HT20 PSD - Ant 2

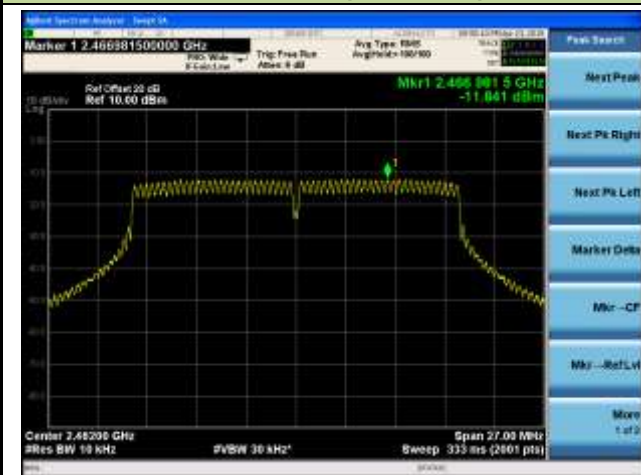
Channel 01 (2412MHz)



Channel 06 (2437MHz)

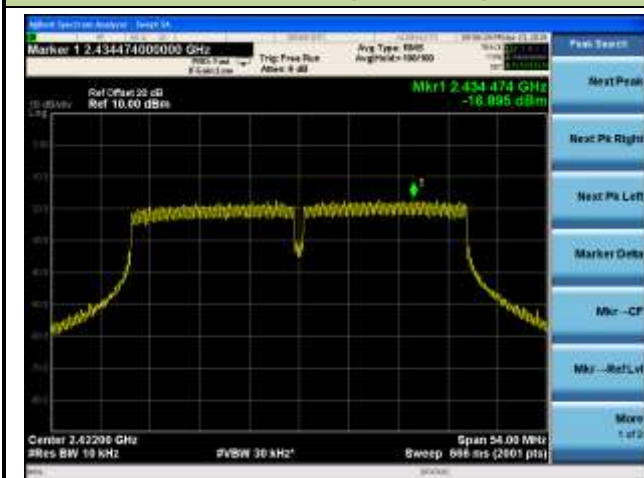


Channel 11 (2462MHz)

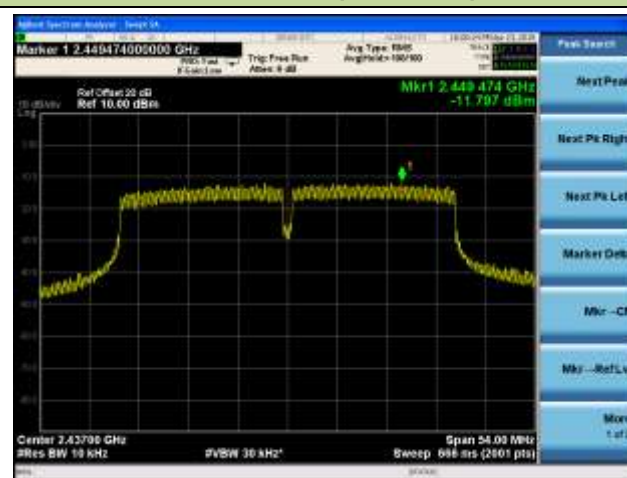


802.11n-HT40 PSD - Ant 2

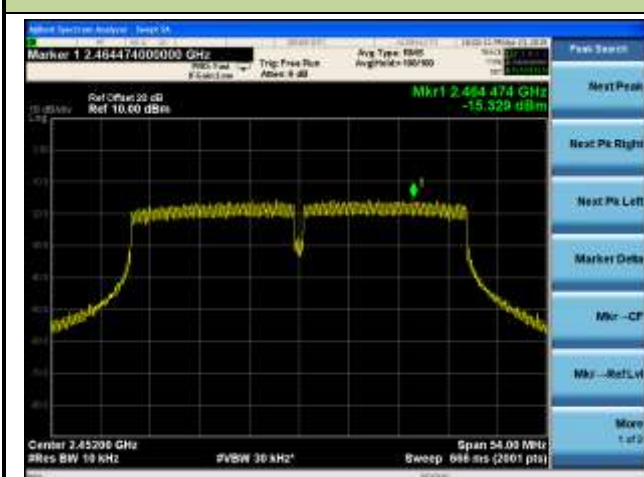
Channel 03 (2422MHz)



Channel 06 (2437MHz)

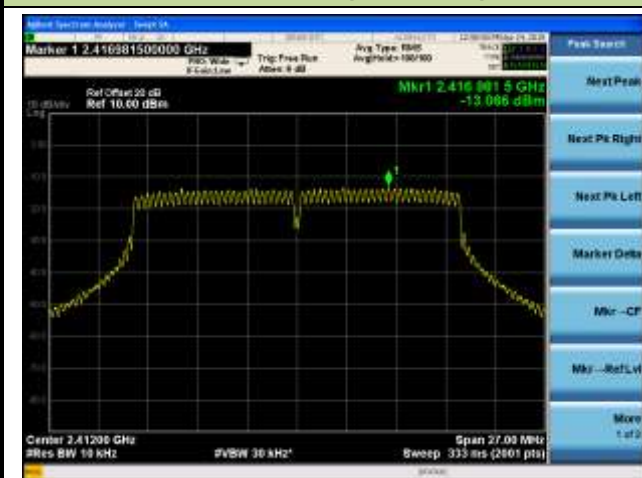


Channel 09 (2452MHz)

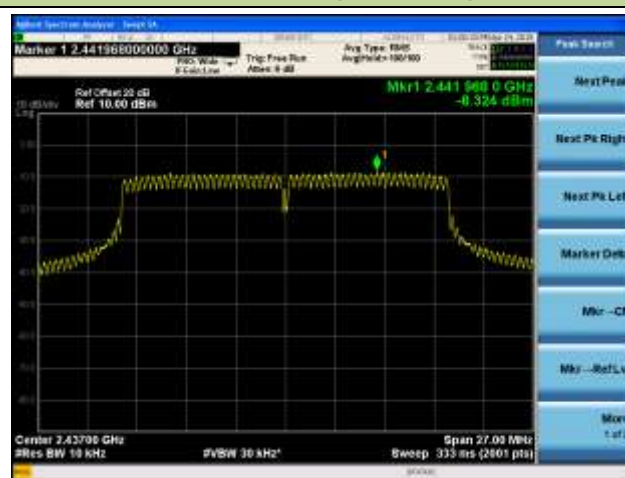


802.11n-HT20 PSD - Ant 0 / Ant 0 + 1

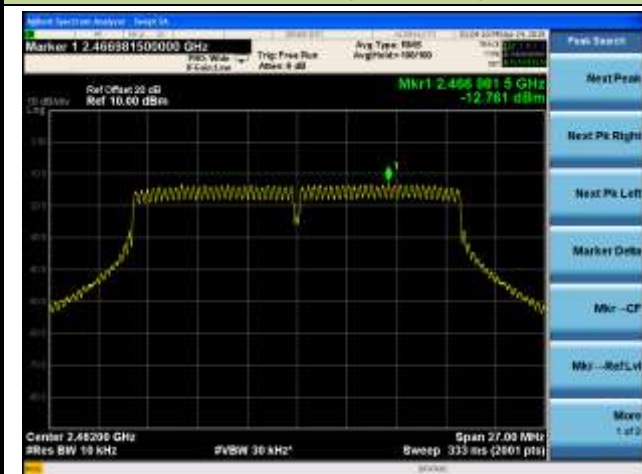
Channel 01 (2412MHz)



Channel 06 (2437MHz)

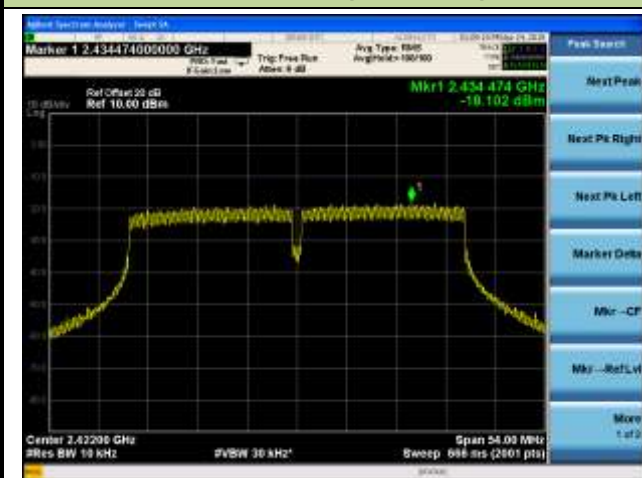


Channel 11 (2462MHz)

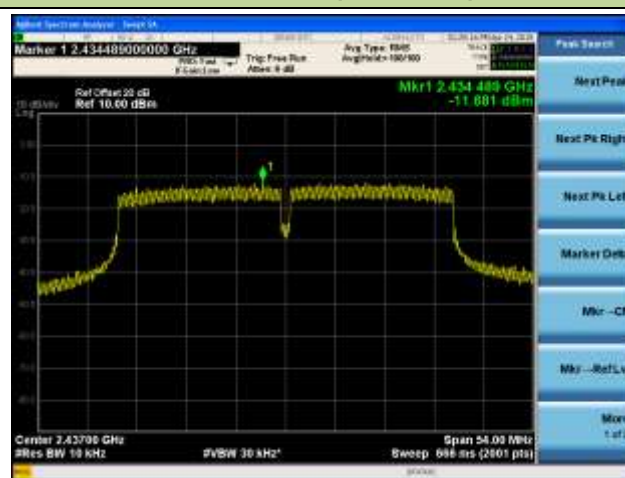


802.11n-HT40 PSD - Ant 0 / Ant 0 + 1

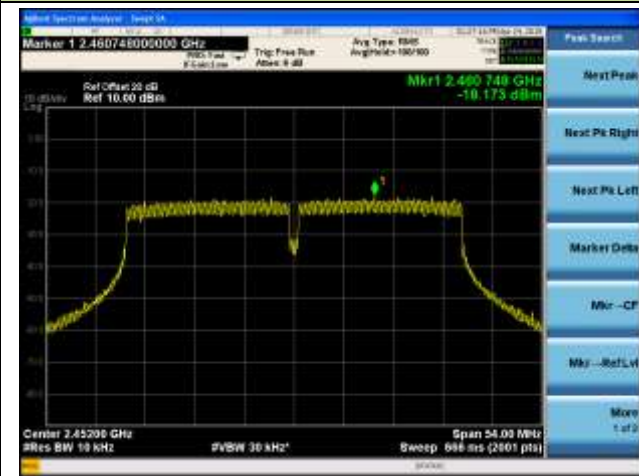
Channel 03 (2422MHz)



Channel 06 (2437MHz)

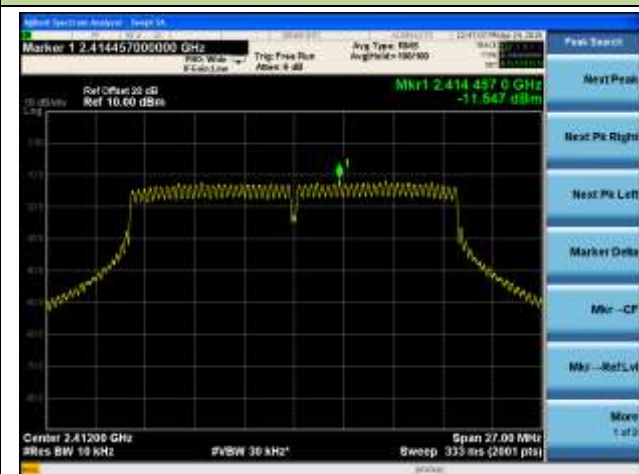


Channel 09 (2452MHz)

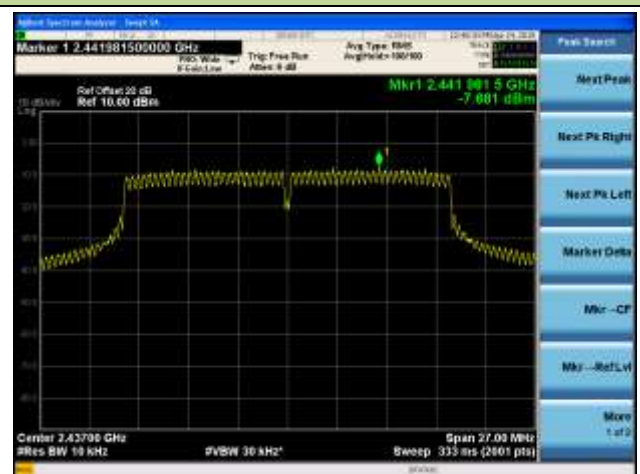


802.11n-HT20 PSD - Ant 1 / Ant 0 + 1

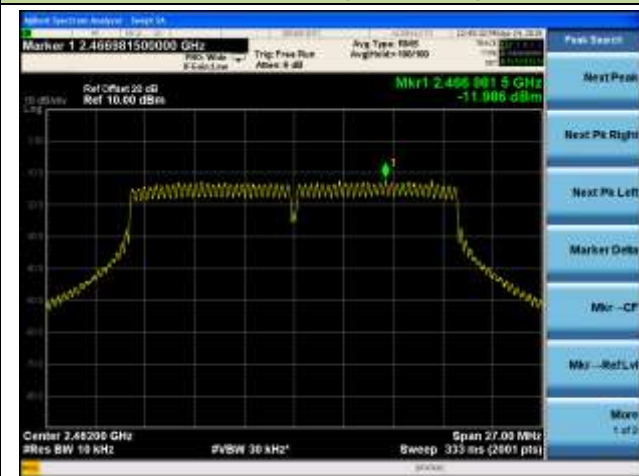
Channel 01 (2412MHz)



Channel 06 (2437MHz)

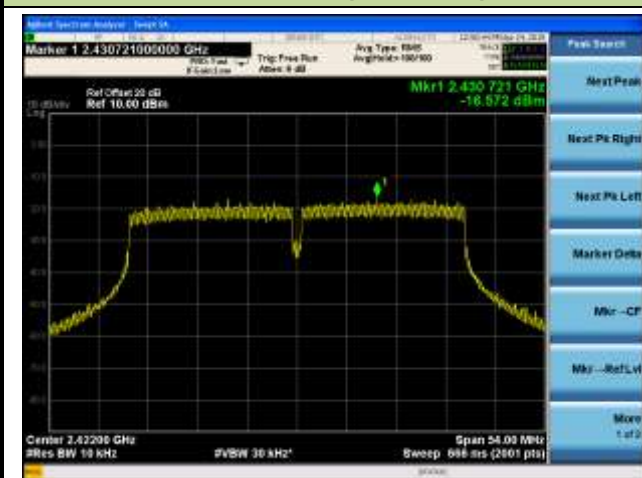


Channel 11 (2462MHz)

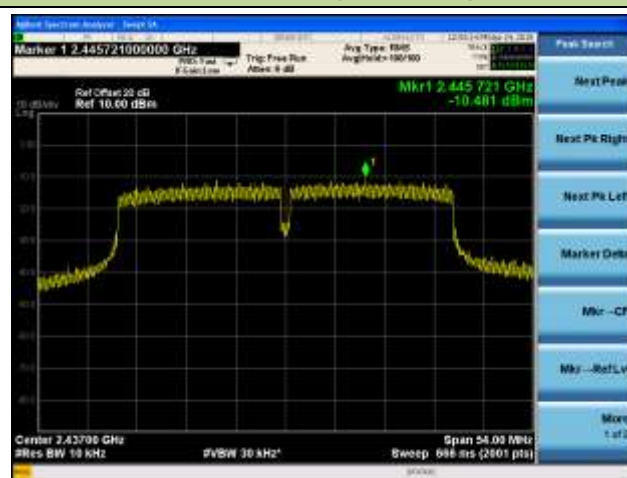


802.11n-HT40 PSD - Ant 1 / Ant 0 + 1

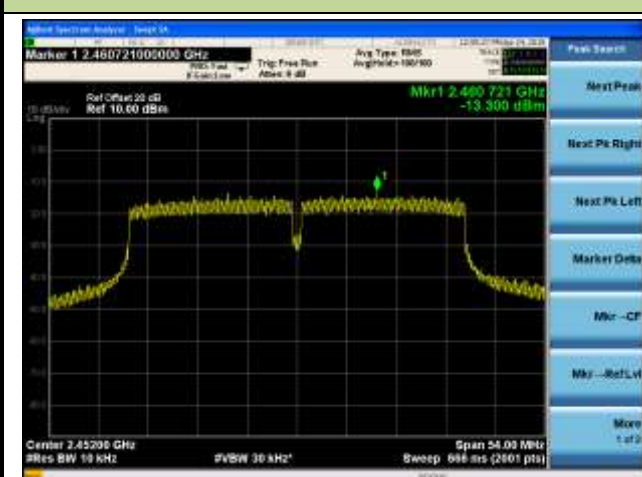
Channel 03 (2422MHz)



Channel 06 (2437MHz)

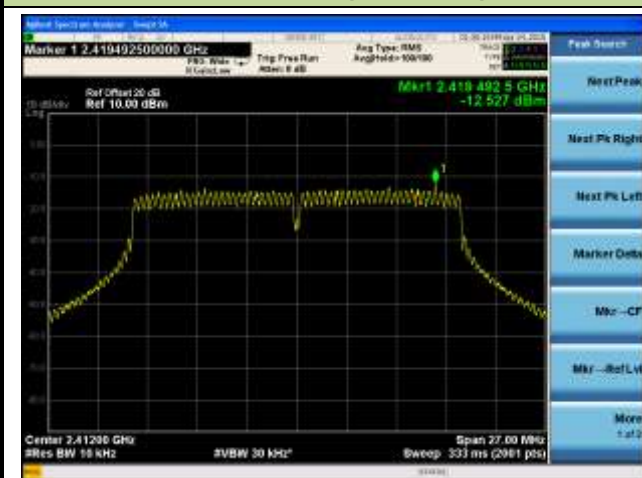


Channel 09 (2452MHz)

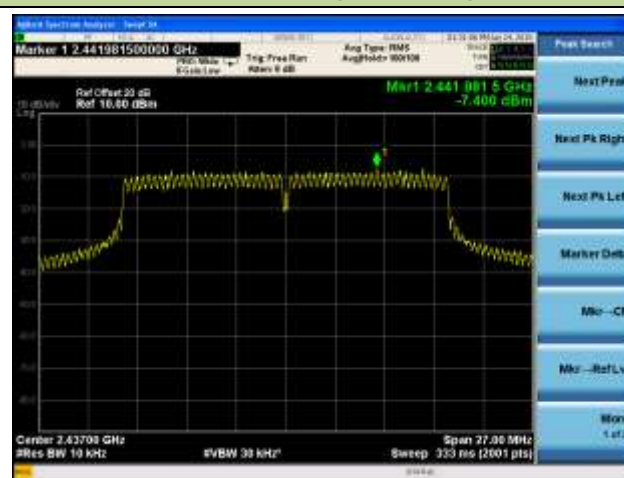


802.11n-HT20 PSD - Ant 0 / Ant 0 + 1 + 2

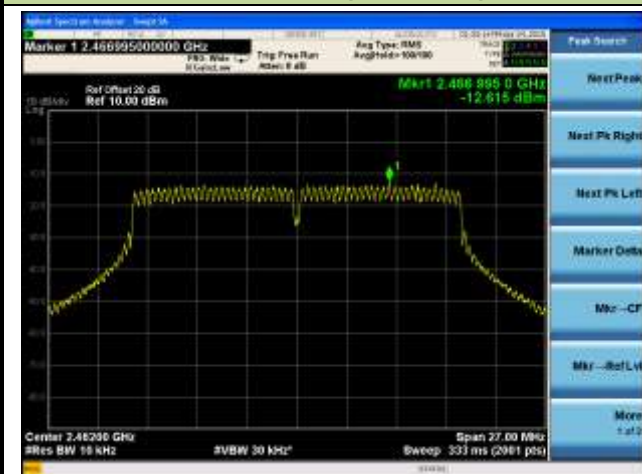
Channel 01 (2412MHz)



Channel 06 (2437MHz)



Channel 11 (2462MHz)

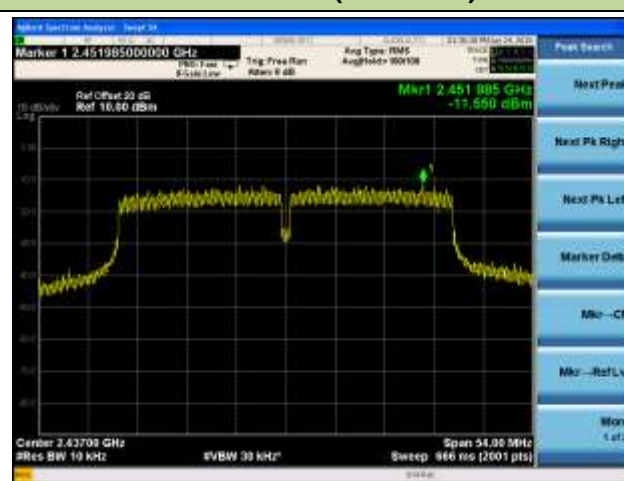


802.11n-HT40 PSD - Ant 0 / Ant 0 + 1 + 2

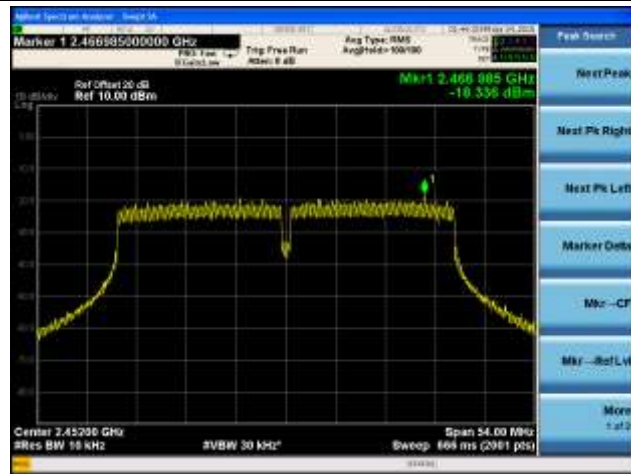
Channel 03 (2422MHz)



Channel 06 (2437MHz)

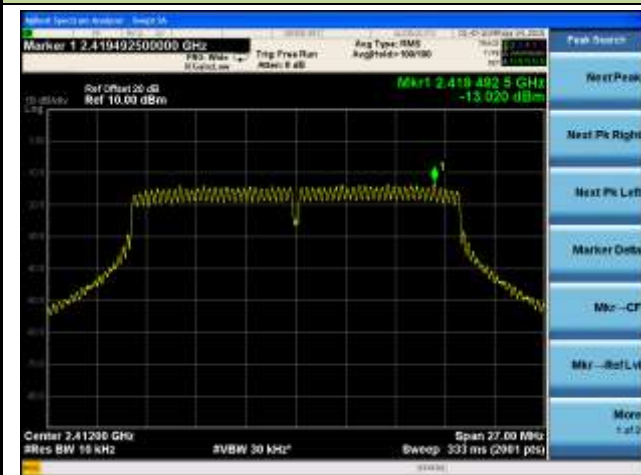


Channel 09 (2452MHz)

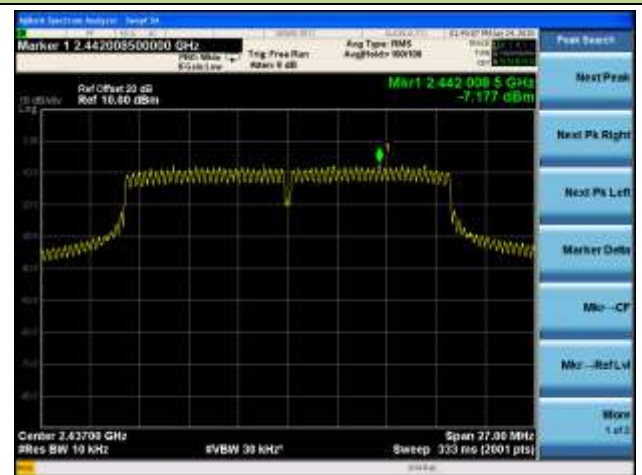


802.11n-HT20 PSD - Ant 1 / Ant 0 + 1 + 2

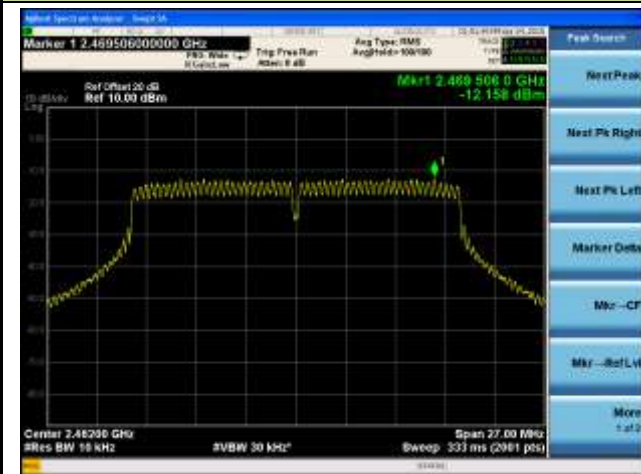
Channel 01 (2412MHz)



Channel 06 (2437MHz)

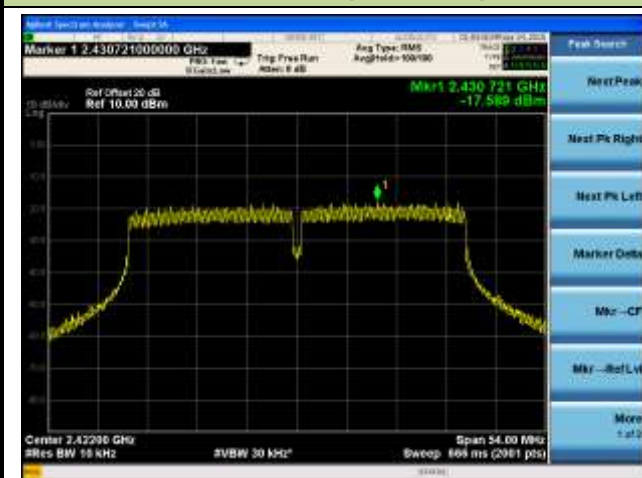


Channel 11 (2462MHz)

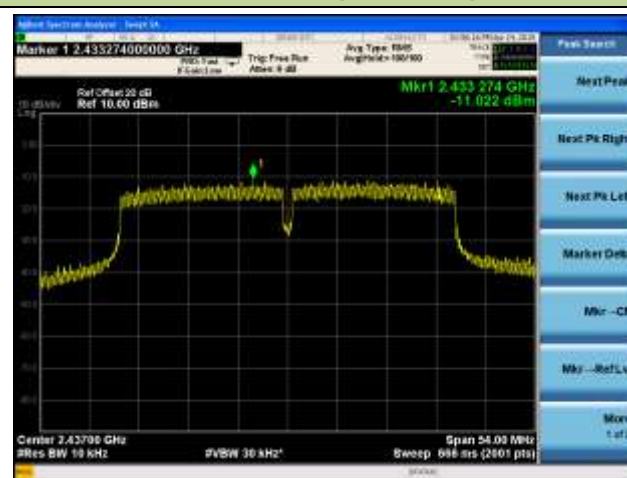


802.11n-HT40 PSD - Ant 1 / Ant 0 + 1 + 2

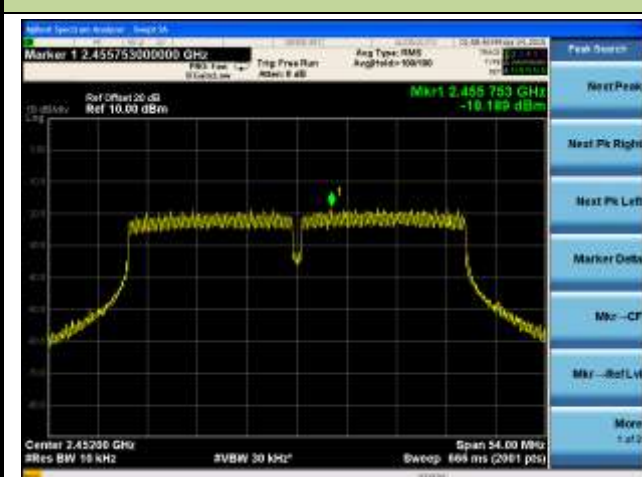
Channel 03 (2422MHz)



Channel 06 (2437MHz)

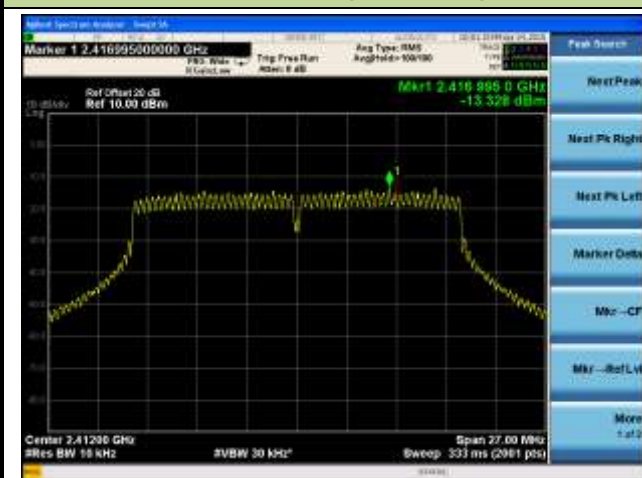


Channel 09 (2452MHz)

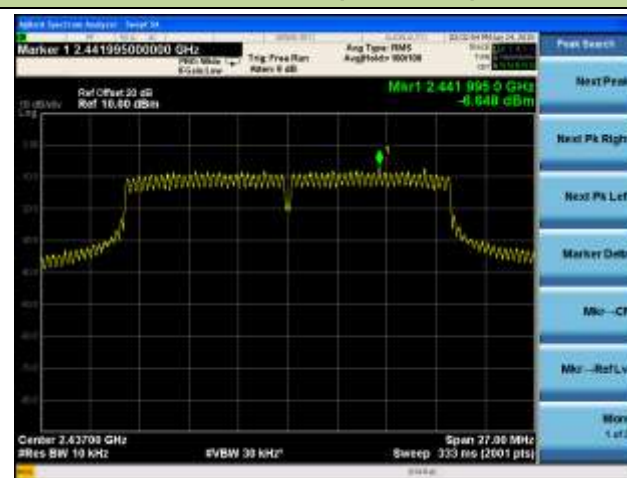


802.11n-HT20 PSD - Ant 2 / Ant 0 + 1 + 2

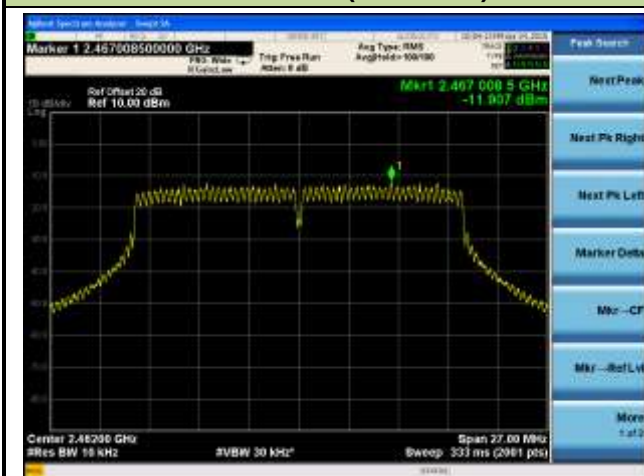
Channel 01 (2412MHz)



Channel 06 (2437MHz)

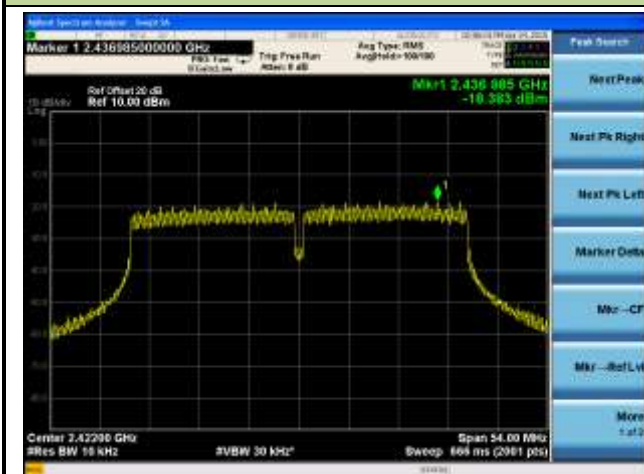


Channel 11 (2462MHz)

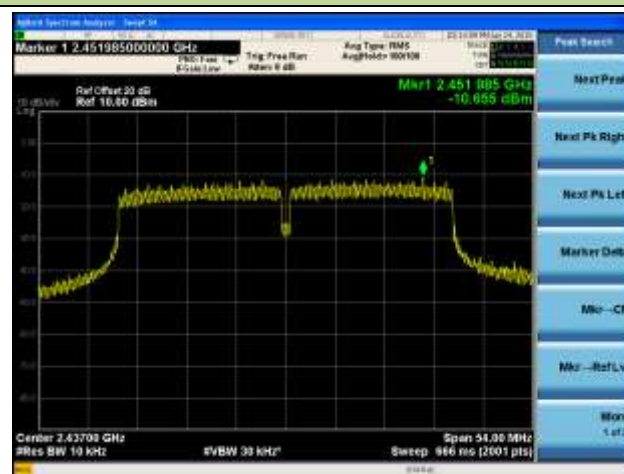


802.11n-HT40 PSD - Ant 2 / Ant 0 + 1 + 2

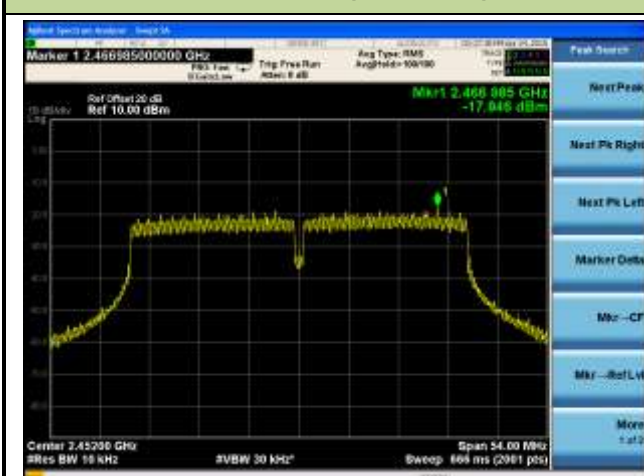
Channel 03 (2422MHz)



Channel 06 (2437MHz)



Channel 09 (2452MHz)



7.5. Conducted Band Edge and Out-of-Band Emissions

7.5.1. Test Limit

The limit for out-of-band spurious emissions at the band edge is 20dB below the fundamental emission level, as determined from the in-band power measurement of the DTS channel performed in a 100 kHz bandwidth per the PSD procedure.

7.5.2. Test Procedure Used

KDB 558074 D01v03r02 - Section 11.2 & Section 11.3

7.5.3. Test Settling

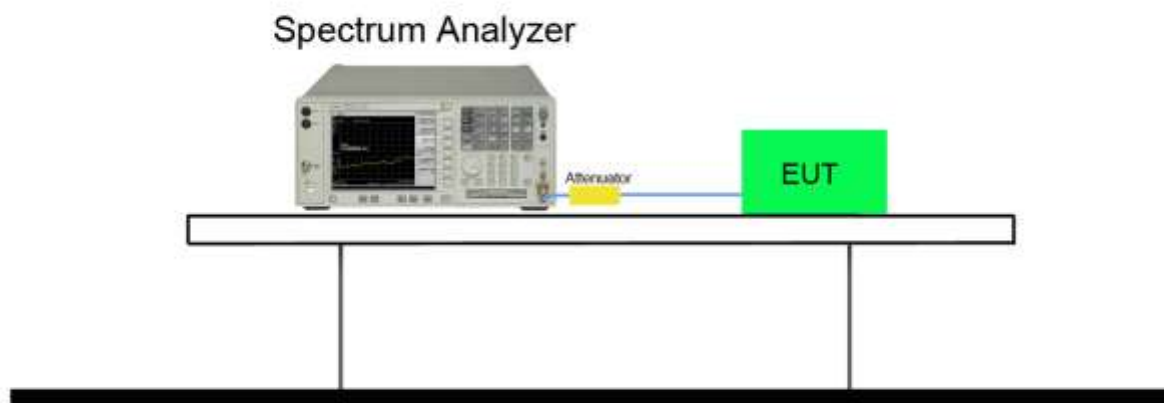
1. Reference level measurement

- (a) Set instrument center frequency to DTS channel center frequency
- (b) Set the span to ≥ 1.5 times the DTS bandwidth
- (c) Set the RBW = 100 kHz
- (d) Set the VBW $\geq 3 \times$ RBW
- (e) Detector = peak
- (f) Sweep time = auto couple
- (g) Trace mode = max hold
- (h) Allow trace to fully stabilize

2. Emission level measurement

- (a) Set the center frequency and span to encompass frequency range to be measured
- (b) RBW = 100kHz
- (c) VBW = 300kHz
- (d) Detector = Peak
- (e) Trace mode = max hold
- (f) Sweep time = auto couple
- (g) The trace was allowed to stabilize

7.5.4. Test Setup



7.5.5. Test Result

Test Mode	Data Rate (Mbps)	Channel No.	Frequency (MHz)	Limit	Result
Ant 0					
802.11b	1	01	2412	30dBc	Pass
802.11b	1	06	2437	30dBc	Pass
802.11b	1	11	2462	30dBc	Pass
802.11g	6	01	2412	30dBc	Pass
802.11g	6	06	2437	30dBc	Pass
802.11g	6	11	2462	30dBc	Pass
802.11n-HT20	13	01	2412	30dBc	Pass
802.11n-HT20	13	06	2437	30dBc	Pass
802.11n-HT20	13	11	2462	30dBc	Pass
802.11n-HT40	27	03	2422	30dBc	Pass
802.11n-HT40	27	06	2437	30dBc	Pass
802.11n-HT40	27	09	2452	30dBc	Pass
Ant 1					
802.11b	1	01	2412	30dBc	Pass
802.11b	1	06	2437	30dBc	Pass
802.11b	1	11	2462	30dBc	Pass
802.11g	6	01	2412	30dBc	Pass
802.11g	6	06	2437	30dBc	Pass
802.11g	6	11	2462	30dBc	Pass
802.11n-HT20	13	01	2412	30dBc	Pass
802.11n-HT20	13	06	2437	30dBc	Pass
802.11n-HT20	13	11	2462	30dBc	Pass
802.11n-HT40	27	03	2422	30dBc	Pass
802.11n-HT40	27	06	2437	30dBc	Pass
802.11n-HT40	27	09	2452	30dBc	Pass

Test Mode	Data Rate (Mbps)	Channel No.	Frequency (MHz)	Limit	Result
Ant 2					
802.11b	1	01	2412	30dBc	Pass
802.11b	1	06	2437	30dBc	Pass
802.11b	1	11	2462	30dBc	Pass
802.11g	6	01	2412	30dBc	Pass
802.11g	6	06	2437	30dBc	Pass
802.11g	6	11	2462	30dBc	Pass
802.11n-HT20	13	01	2412	30dBc	Pass
802.11n-HT20	13	06	2437	30dBc	Pass
802.11n-HT20	13	11	2462	30dBc	Pass
802.11n-HT40	27	03	2422	30dBc	Pass
802.11n-HT40	27	06	2437	30dBc	Pass
802.11n-HT40	27	09	2452	30dBc	Pass

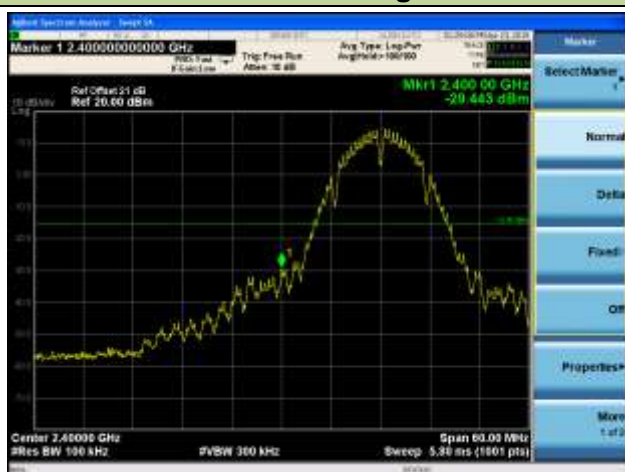
802.11b Out-of-Band Emissions - Ant 0

100kHz PSD reference Level



Channel 01 (2412MHz)

Low Band Edge



Spurious Emission



Channel 06 (2437MHz)

Spurious Emission



Channel 11 (2462MHz)

High Band Edge



Spurious Emission



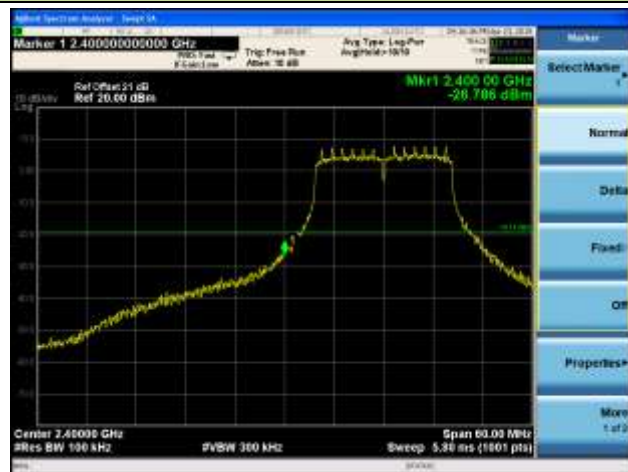
802.11g Out-of-Band Emissions - Ant 0

100kHz PSD reference Level



Channel 01 (2412MHz)

Low Band Edge



Spurious Emission



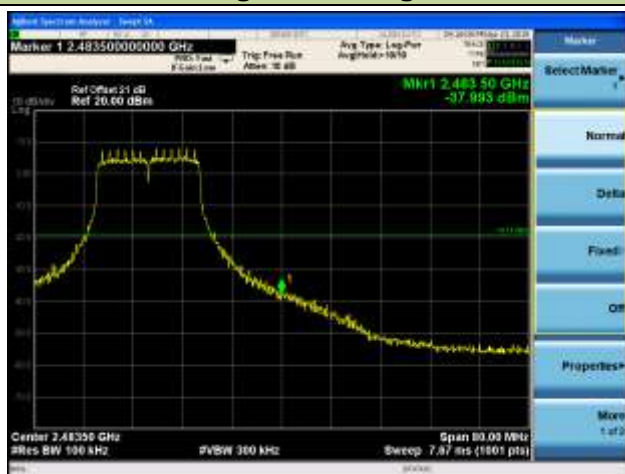
Channel 06 (2437MHz)

Spurious Emission



Channel 11 (2462MHz)

High Band Edge



Spurious Emission



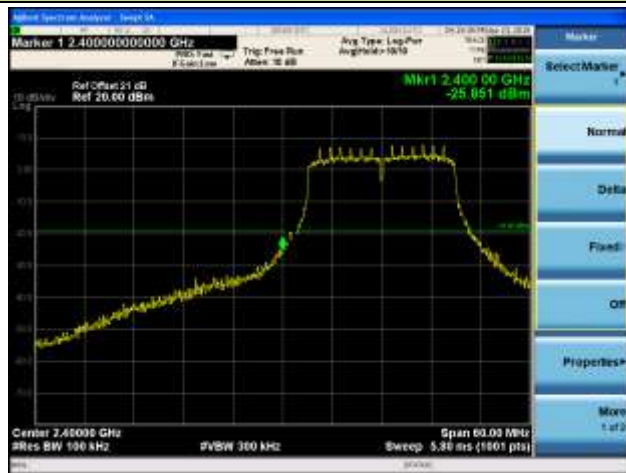
802.11n-HT20 Out-of-Band Emissions - Ant 0

100kHz PSD reference Level



Channel 01 (2412MHz)

Low Band Edge



Spurious Emission



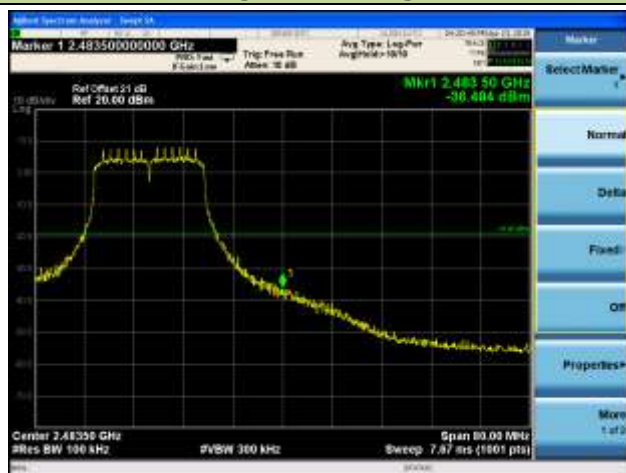
Channel 06 (2437MHz)

Spurious Emission



Channel 11 (2462MHz)

High Band Edge

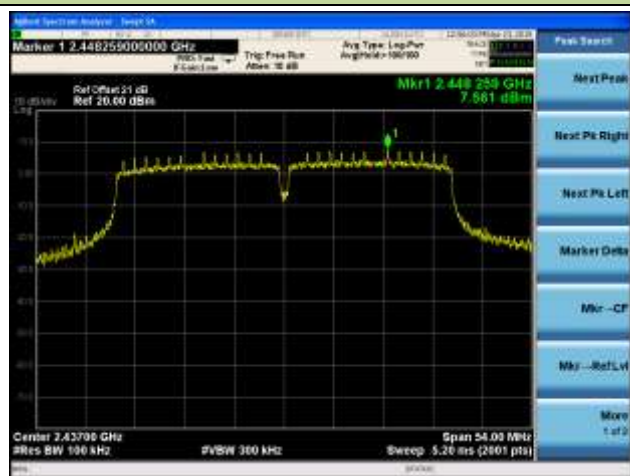


Spurious Emission



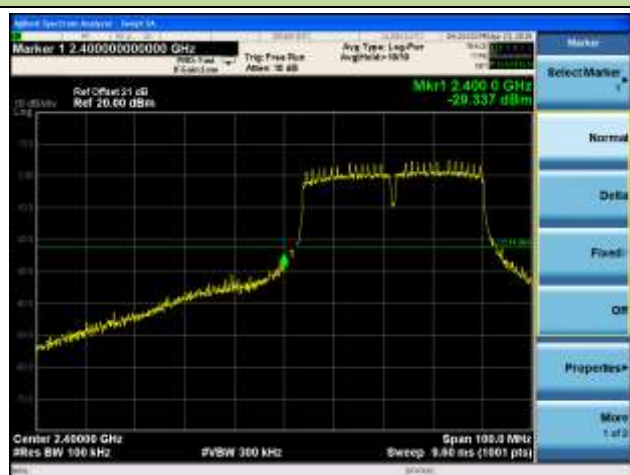
802.11n-HT40 Out-of-Band Emissions - Ant 0

100kHz PSD reference Level



Channel 03 (2422MHz)

Low Band Edge



Spurious Emission



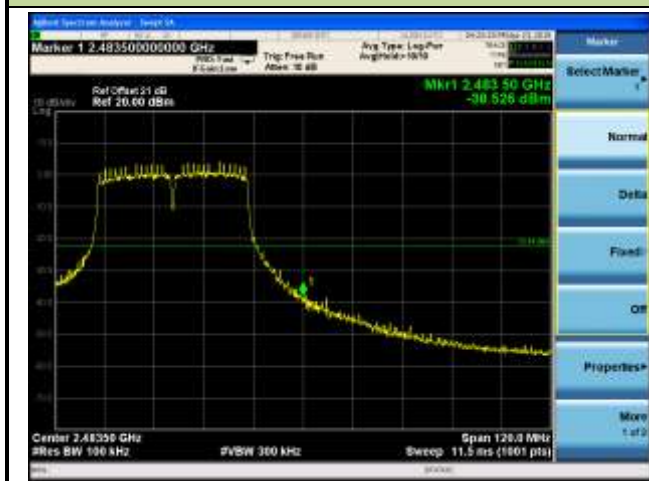
Channel 06 (2437MHz)

Spurious Emission



Channel 09 (2452MHz)

High Band Edge



Spurious Emission



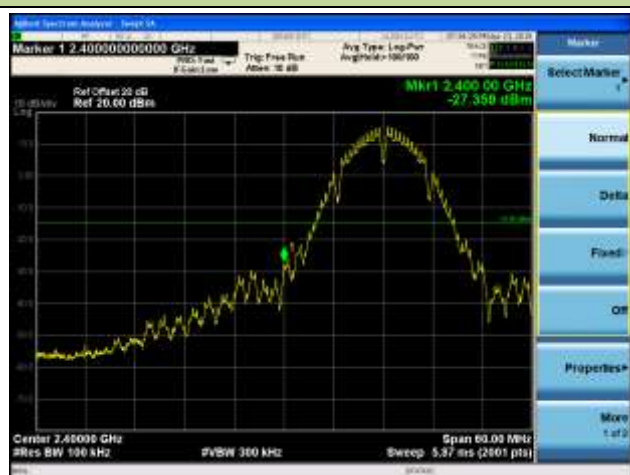
802.11b Out-of-Band Emissions - Ant 1

100kHz PSD reference Level

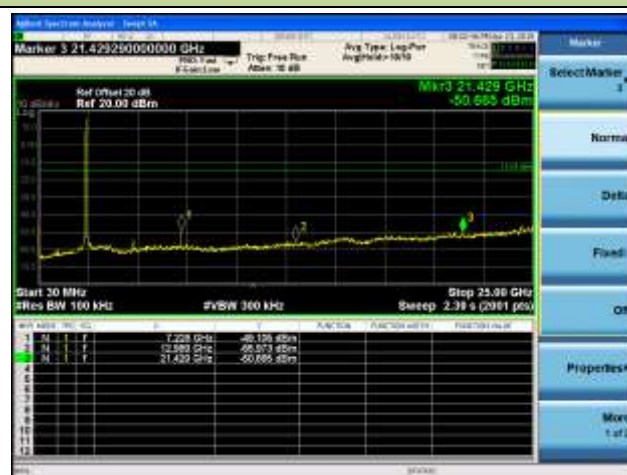


Channel 01 (2412MHz)

Low Band Edge

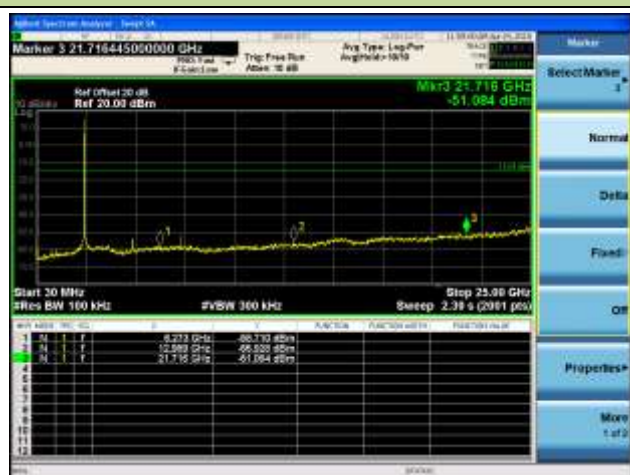


Spurious Emission



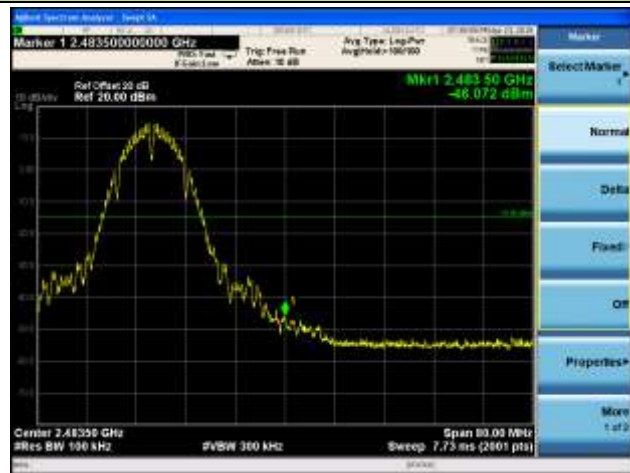
Channel 06 (2437MHz)

Spurious Emission



Channel 11 (2462MHz)

High Band Edge



Spurious Emission



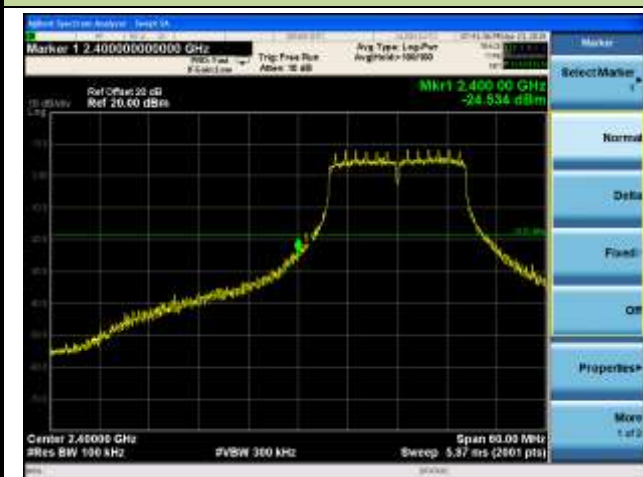
802.11g Out-of-Band Emissions - Ant 1

100kHz PSD reference Level

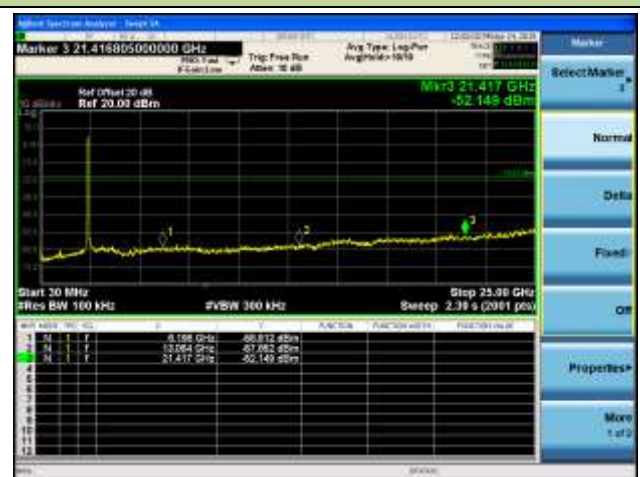


Channel 01 (2412MHz)

Low Band Edge



Spurious Emission



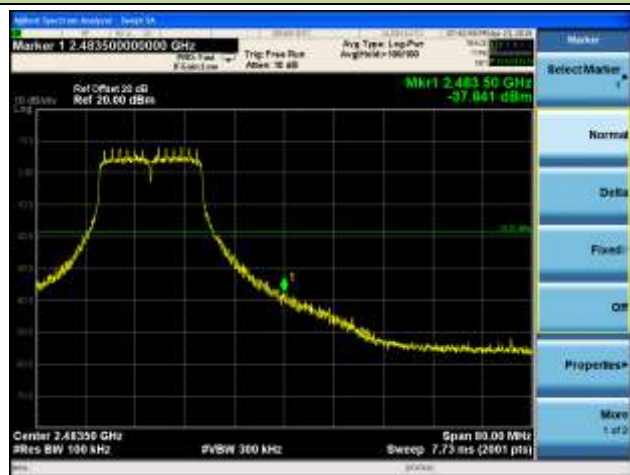
Channel 06 (2437MHz)

Spurious Emission



Channel 11 (2462MHz)

High Band Edge



Spurious Emission



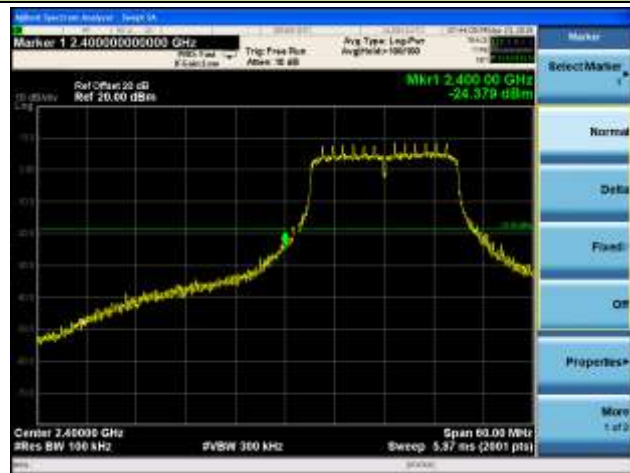
802.11n-HT20 Out-of-Band Emissions - Ant 1

100kHz PSD reference Level

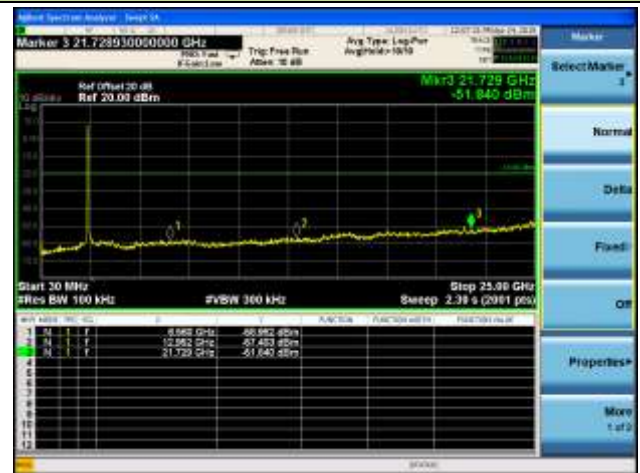


Channel 01 (2412MHz)

Low Band Edge



Spurious Emission



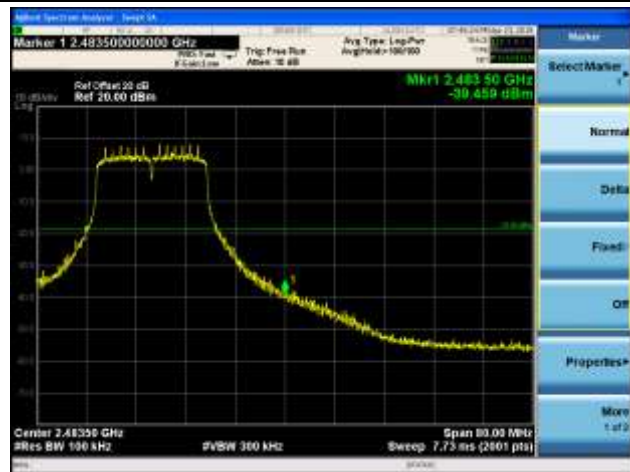
Channel 06 (2437MHz)

Spurious Emission



Channel 11 (2462MHz)

High Band Edge

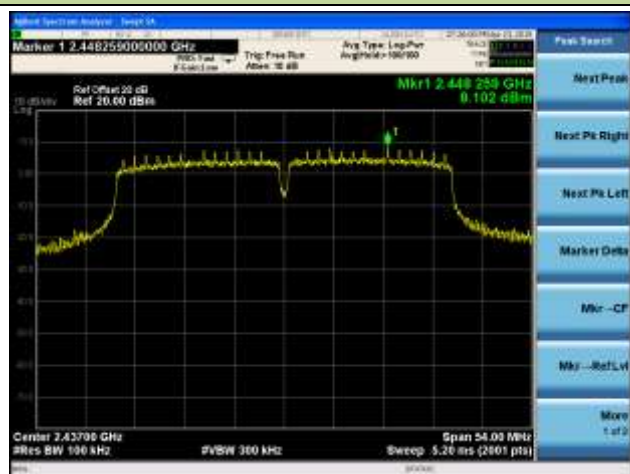


Spurious Emission



802.11n-HT40 Out-of-Band Emissions - Ant 1

100kHz PSD reference Level

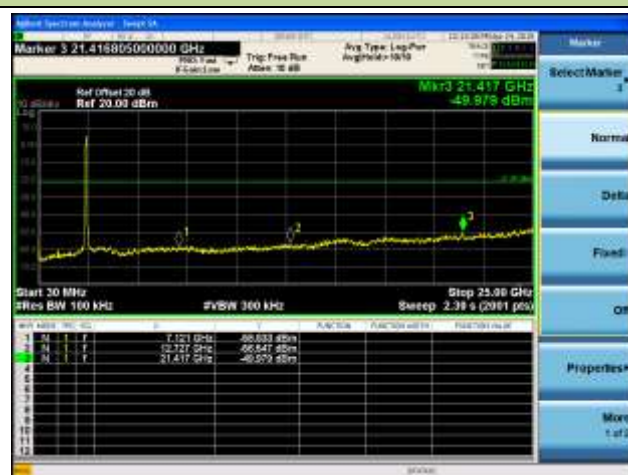


Channel 03 (2422MHz)

Low Band Edge

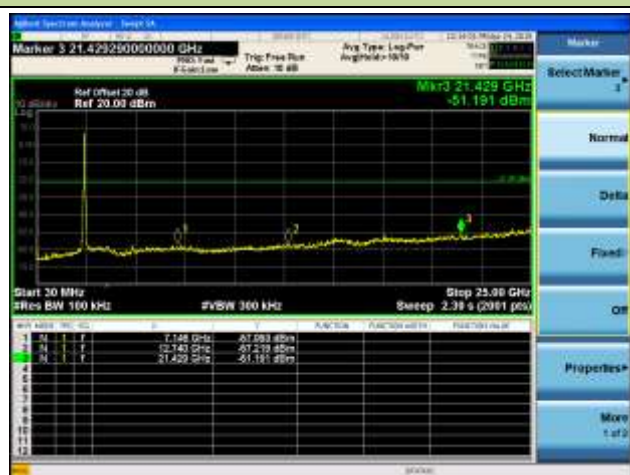


Spurious Emission



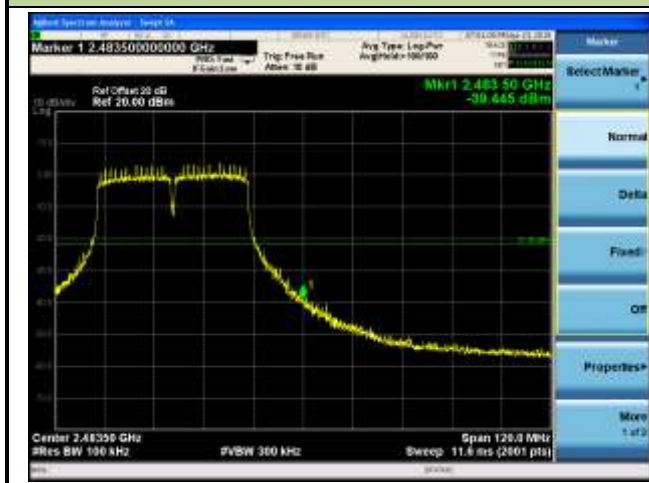
Channel 06 (2437MHz)

Spurious Emission

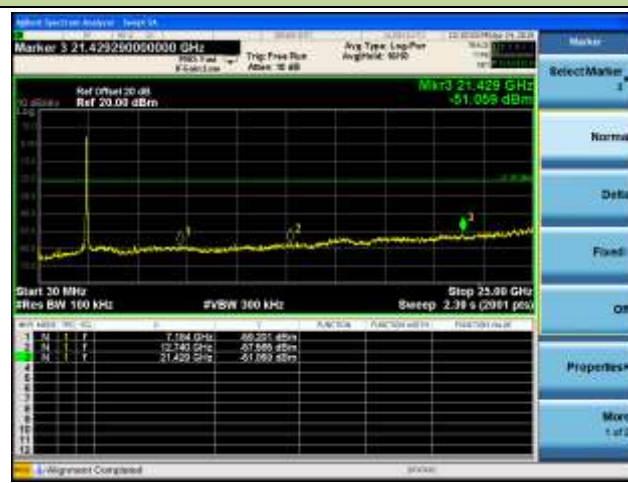


Channel 09 (2452MHz)

High Band Edge



Spurious Emission



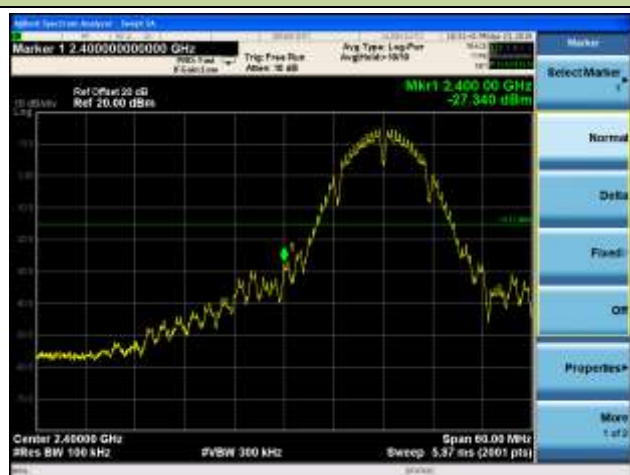
802.11b Out-of-Band Emissions - Ant 2

100kHz PSD reference Level

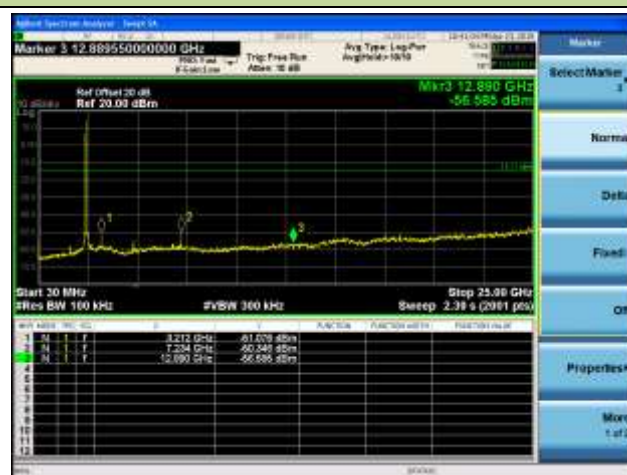


Channel 01 (2412MHz)

Low Band Edge

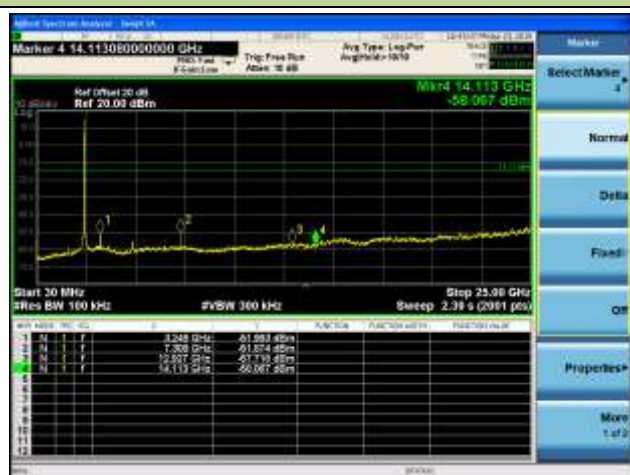


Spurious Emission



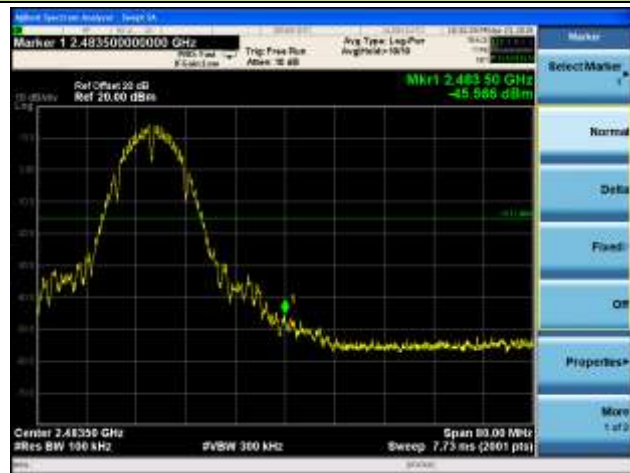
Channel 06 (2437MHz)

Spurious Emission

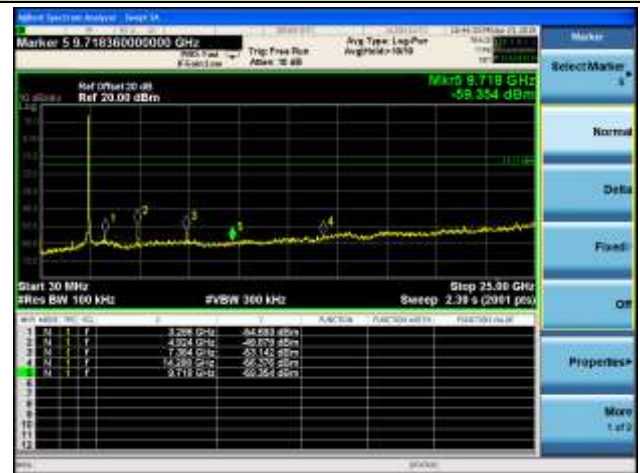


Channel 11 (2462MHz)

High Band Edge



Spurious Emission



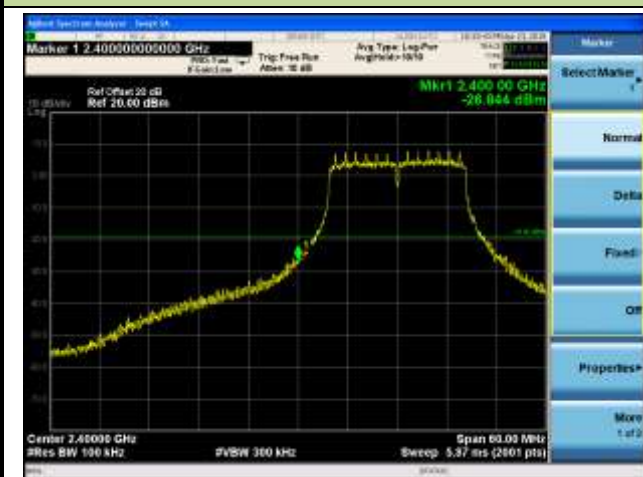
802.11g Out-of-Band Emissions - Ant 2

100kHz PSD reference Level



Channel 01 (2412MHz)

Low Band Edge



Spurious Emission



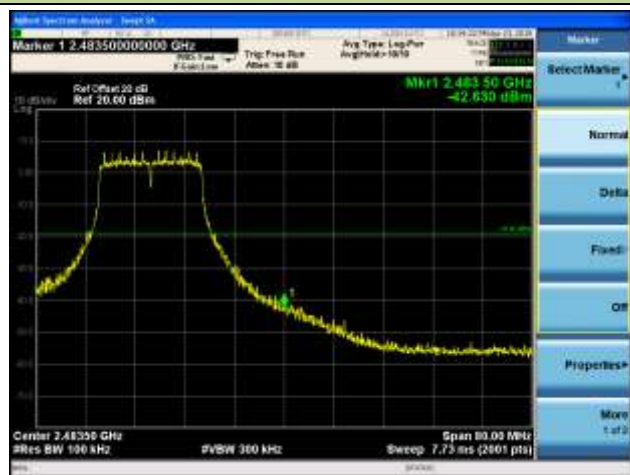
Channel 06 (2437MHz)

Spurious Emission

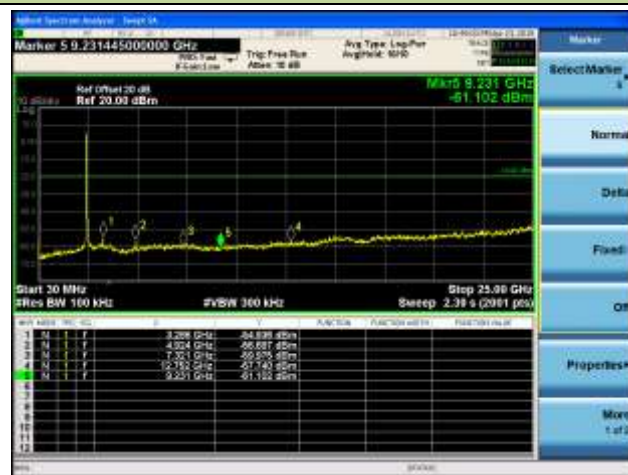


Channel 11 (2462MHz)

High Band Edge



Spurious Emission



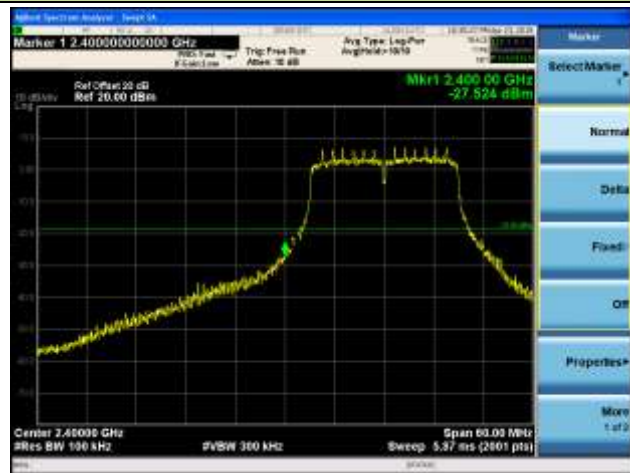
802.11n-HT20 Out-of-Band Emissions - Ant 2

100kHz PSD reference Level

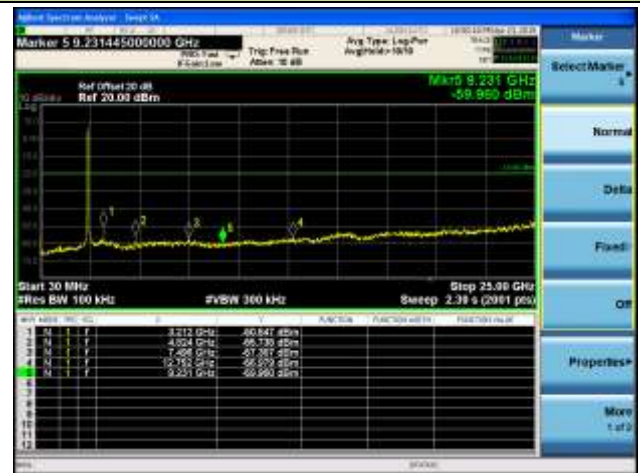


Channel 01 (2412MHz)

Low Band Edge

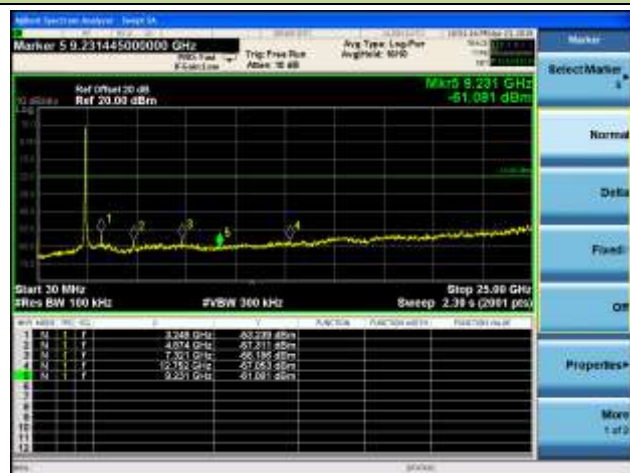


Spurious Emission



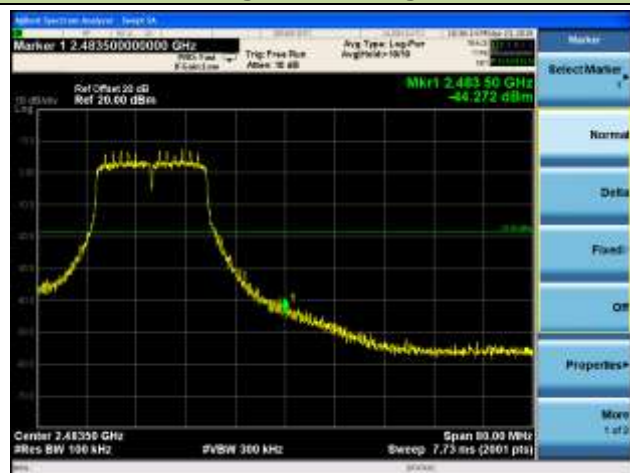
Channel 06 (2437MHz)

Spurious Emission

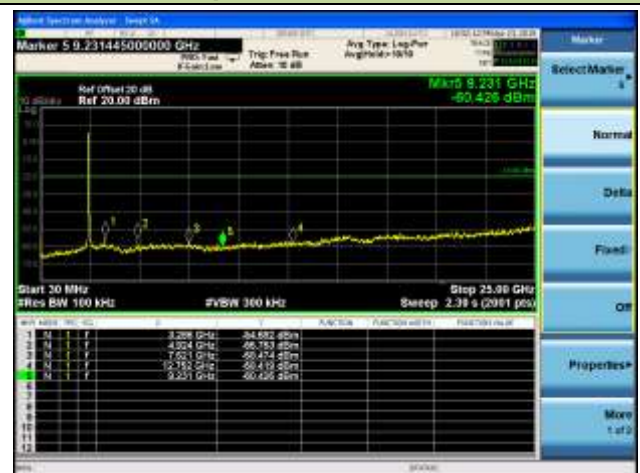


Channel 11 (2462MHz)

High Band Edge

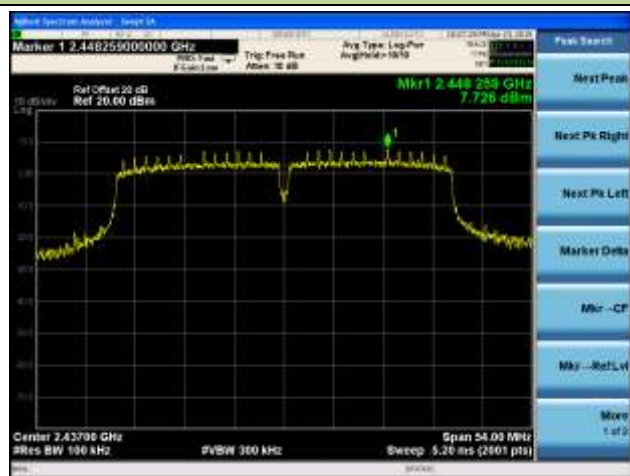


Spurious Emission



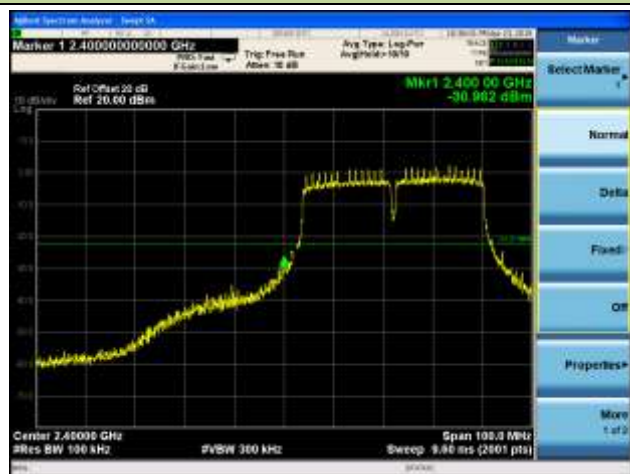
802.11n-HT40 Out-of-Band Emissions - Ant 2

100kHz PSD reference Level

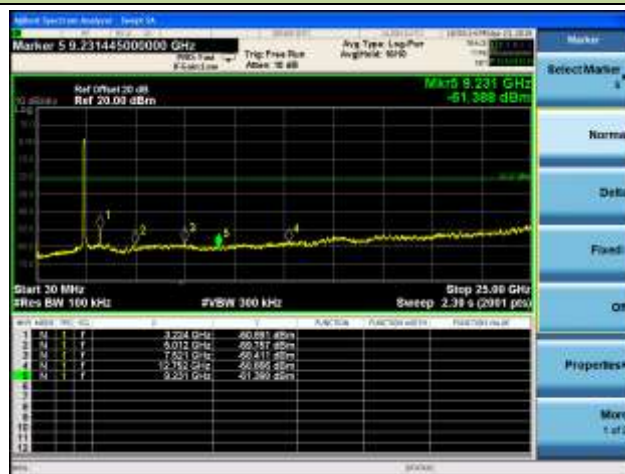


Channel 03 (2422MHz)

Low Band Edge

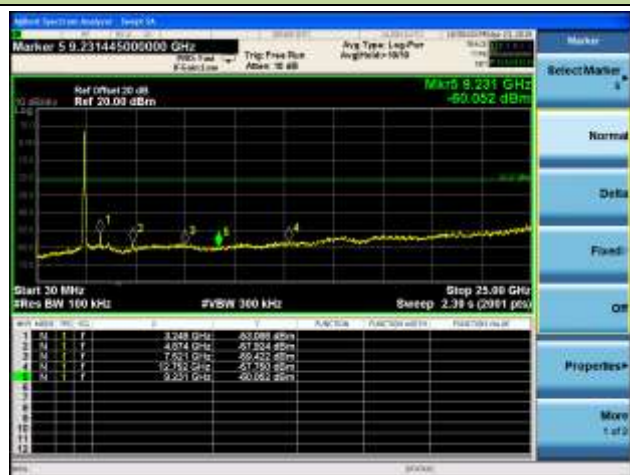


Spurious Emission



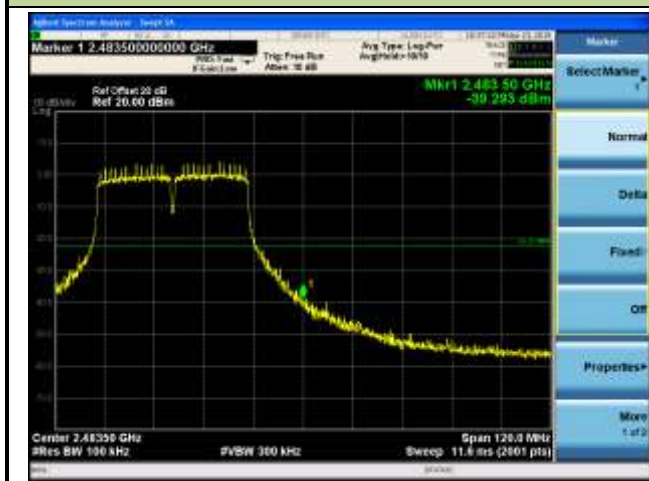
Channel 06 (2437MHz)

Spurious Emission

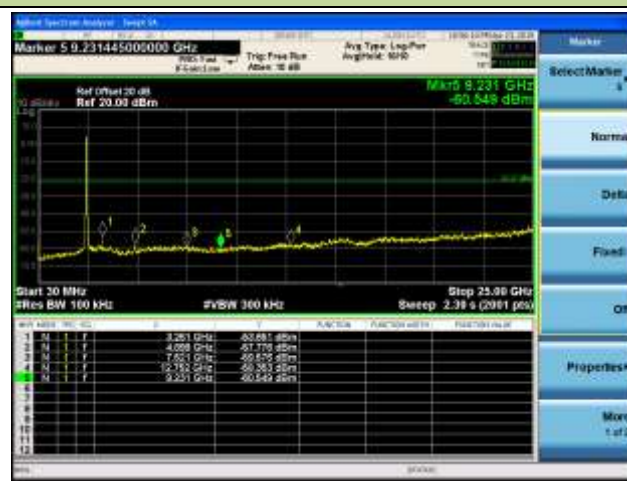


Channel 09 (2452MHz)

High Band Edge



Spurious Emission



7.6. Radiated Spurious Emission Measurement

7.6.1. Test Limit

All out of band emissions appearing in a restricted band as specified in Section 15.205 of the Title 47 CFR must not exceed the limits shown in Table per Section 15.209.

FCC Part 15 Subpart C Paragraph 15.209		
Frequency [MHz]	Field Strength [V/m]	Measured Distance [Meters]
0.009 – 0.490	2400/F (kHz)	300
0.490 – 1.705	24000/F (kHz)	30
1.705 - 30	30	30
30 - 88	100	3
88 - 216	150	3
216 - 960	200	3
Above 960	500	3

7.6.2. Test Procedure Used

KDB 558074 D01v03r02 – Section 12.2.3 (quasi-peak measurements)

KDB 558074 D01v03r02 – Section 12.2.4 (peak power measurements)

KDB 558074 D01v03r02 – Section 12.2.5 (average power measurements)

7.6.3. Test Setting

Peak Field Strength Measurements per Section 12.2.4 of KDB 558074 D01v03r02

1. Analyzer center frequency was set to the frequency of the radiated spurious emission of interest
2. RBW = as specified in Table 1
3. VBW = 3MHz
4. Detector = peak
5. Sweep time = auto couple

6. Trace mode = max hold
7. Trace was allowed to stabilize

Table 1—RBW as a function of frequency

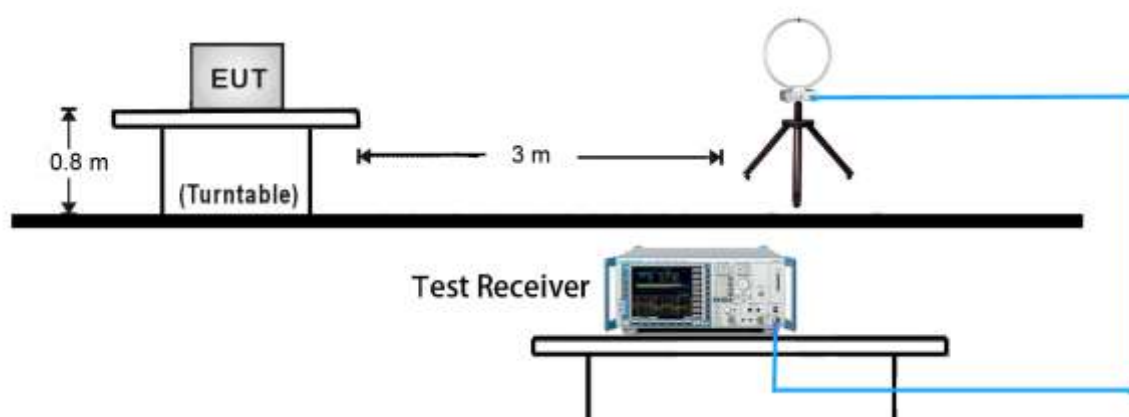
Frequency	RBW
9 ~ 150 kHz	200 ~ 300 Hz
0.15 ~ 30 MHz	9 ~ 10 kHz
30 ~ 1000 MHz	100 ~ 120 kHz
> 1000 MHz	1 MHz

Average Field Strength Measurements per Section 12.2.5.3 of KDB 558074 D01v03r02

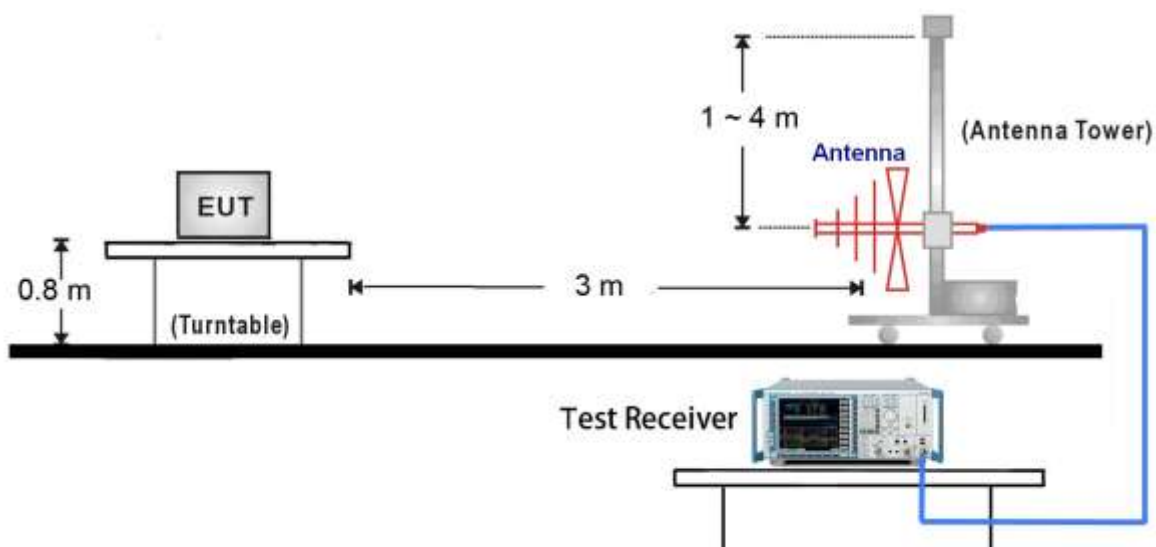
1. Analyzer center frequency was set to the frequency of the radiated spurious emission of interest
2. RBW = 1MHz
3. VBW $\geq 1/T$
4. De As an alternative, the instrument may be set to linear detector mode. Ensure that video filtering is applied in linear voltage domain (rather than in a log or dB domain). Some instruments require linear display mode in order to accomplish this. Others have a setting for Average-VBW Type, which can be set to “Voltage” regardless of the display mode
5. Detector = Peak
6. Sweep time = auto
7. Trace mode = max hold
8. Allow max hold to run for at least 50 times (1/duty cycle) traces

7.6.4. Test Setup

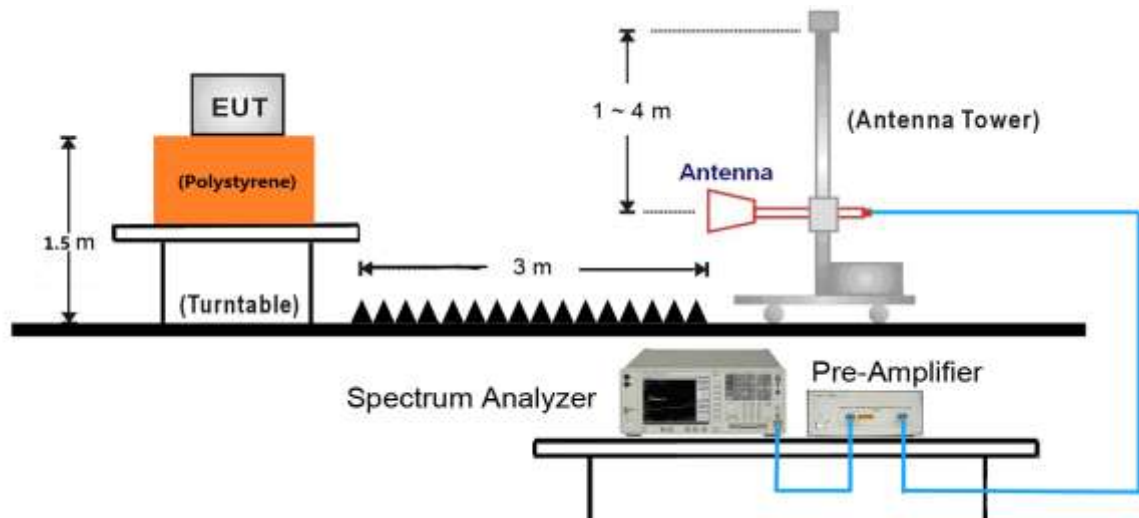
9kHz ~ 30MHz Test Setup:



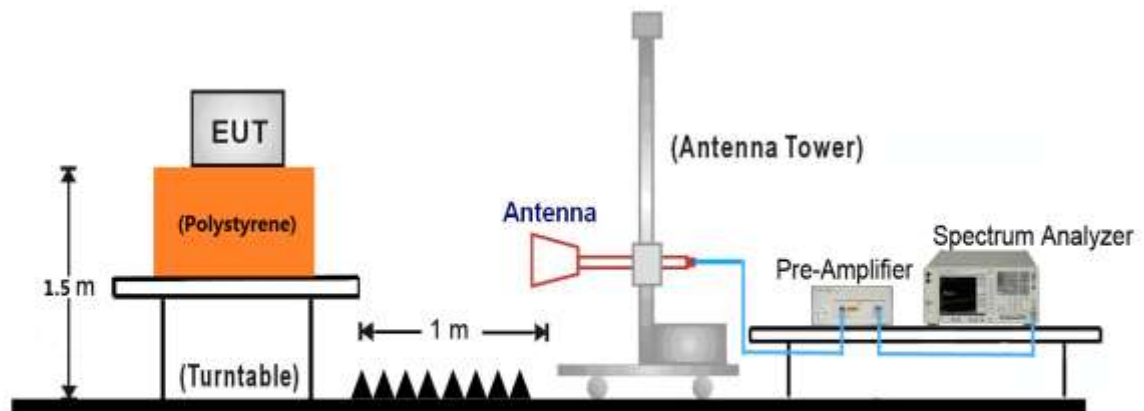
30MHz ~ 1GHz Test Setup:



1GHz ~ 18GHz Test Setup:



18GHz ~25GHz Test Setup:



7.6.5. Test Result

Dipole Antenna 1#

Test Mode:	802.11b Ant 0	Test Site:	AC1
Test Channel:	01	Test Engineer:	Roy Cheng
Remark:	1. Average measurement was not performed if peak level lower than average limit. 2. Other frequency was 20dB below limit line within 1-18GHz, there is not show in the report.		

Mark	Frequency (MHz)	Reading Level (dBμV)	Factor (dB)	Measure Level (dBμV/m)	Limit (dBμV/m)	Margin (dB)	Detector	Polarization
	4824.1	50.3	2.7	53.0	54.0	-1.0	Average	Horizontal
	4824.6	61.6	2.7	64.3	74.0	-9.7	Peak	Horizontal
*	6025.5	35.9	4.2	40.1	79.9	-39.8	Peak	Horizontal
	8457.2	36.3	8.2	44.5	74.0	-29.5	Peak	Horizontal
*	9675.7	34.5	10.9	45.4	79.9	-34.5	Peak	Horizontal
	4824.6	48.0	2.7	50.7	74.0	-23.3	Peak	Vertical
*	6472.9	36.4	5.8	42.2	79.9	-37.7	Peak	Vertical
	8258.7	36.3	8.1	44.4	74.0	-29.6	Peak	Vertical
*	9647.3	34.4	11.0	45.4	79.9	-34.5	Peak	Vertical

Note 1: "*" is not in restricted band, its limit is 30dBc of the fundamental emission level (109.9dBμV/m).

Note 2: Measure Level (dBμV/m) = Reading Level (dBμV) + Factor (dB)

Factor (dB) = Cable Loss (dB) + Antenna Factor (dB/m) – Pre_Amplifier Gain (dB)

Test Mode:	802.11b Ant 0	Test Site:	AC1
Test Channel:	06	Test Engineer:	Roy Cheng
Remark:	1. Average measurement was not performed if peak level lower than average limit. 2. Other frequency was 20dB below limit line within 1-18GHz, there is not show in the report.		

Mark	Frequency (MHz)	Reading Level (dBμV)	Factor (dB)	Measure Level (dBμV/m)	Limit (dBμV/m)	Margin (dB)	Detector	Polarization
	4873.8	49.8	2.7	52.5	54.0	-1.5	Average	Horizontal
	4876.4	57.9	2.7	60.6	74.0	-13.4	Peak	Horizontal
*	6482.6	36.2	5.9	42.1	83.5	-41.4	Peak	Horizontal
	8268.9	35.7	8.1	43.8	74.0	-30.2	Peak	Horizontal
*	9642.4	34.3	11.0	45.3	83.5	-38.2	Peak	Horizontal
	4876.0	50.4	2.7	53.1	74.0	-20.9	Peak	Vertical
*	5674.6	36.3	3.7	40.0	83.5	-43.5	Peak	Vertical
	7307.5	41.5	8.0	49.5	74.0	-24.5	Peak	Vertical
*	9746.2	37.3	11.3	48.6	83.5	-34.9	Peak	Vertical

Note 1: "*" is not in restricted band, its limit is 30dBc of the fundamental emission level (113.5dBμV/m).

Note 2: Measure Level (dBμV/m) = Reading Level (dBμV) + Factor (dB)

Factor (dB) = Cable Loss (dB) + Antenna Factor (dB/m) – Pre_Amplifier Gain (dB)

Test Mode:	802.11b Ant 0	Test Site:	AC1
Test Channel:	11	Test Engineer:	Roy Cheng
Remark:	1. Average measurement was not performed if peak level lower than average limit. 2. Other frequency was 20dB below limit line within 1-18GHz, there is not show in the report.		

Mark	Frequency (MHz)	Reading Level (dBμV)	Factor (dB)	Measure Level (dBμV/m)	Limit (dBμV/m)	Margin (dB)	Detector	Polarization
	4924.3	50.3	2.8	53.1	54.0	-0.9	Average	Horizontal
	4926.5	56.7	2.8	59.5	74.0	-14.5	Peak	Horizontal
*	6241.7	35.4	4.7	40.1	81.0	-40.9	Peak	Horizontal
	8163.2	35.5	8.4	43.9	74.0	-30.1	Peak	Horizontal
*	9614.3	34.1	10.9	45.0	81.0	-36.0	Peak	Horizontal
	4927.5	49.7	2.8	52.5	74.0	-21.5	Peak	Vertical
*	6352.4	36.0	5.2	41.2	81.0	-39.8	Peak	Vertical
	7383.9	39.1	7.9	47.0	74.0	-27.0	Peak	Vertical
*	9257.0	35.5	10.3	45.8	81.0	-35.2	Peak	Vertical

Note 1: "*" is not in restricted band, its limit is 30dBc of the fundamental emission level (111.0dBμV/m).

Note 2: Measure Level (dBμV/m) = Reading Level (dBμV) + Factor (dB)

Factor (dB) = Cable Loss (dB) + Antenna Factor (dB/m) – Pre_Amplifier Gain (dB)

Test Mode:	802.11g Ant 0	Test Site:	AC1
Test Channel:	01	Test Engineer:	Roy Cheng
Remark:	1. Average measurement was not performed if peak level lower than average limit. 2. Other frequency was 20dB below limit line within 1-18GHz, there is not show in the report.		

Mark	Frequency (MHz)	Reading Level (dBμV)	Factor (dB)	Measure Level (dBμV/m)	Limit (dBμV/m)	Margin (dB)	Detector	Polarization
	4825.2	44.6	2.7	47.3	54.0	-6.7	Average	Horizontal
	4833.8	58.3	2.7	61.0	74.0	-13.0	Peak	Horizontal
*	6241.9	35.5	4.7	40.2	79.8	-39.6	Peak	Horizontal
	8247.3	35.6	8.1	43.7	74.0	-30.3	Peak	Horizontal
*	9653.7	34.3	11.0	45.3	79.8	-34.5	Peak	Horizontal
	4824.8	38.3	2.7	41.0	54.0	-13.0	Average	Vertical
	4833.5	52.2	2.7	54.9	74.0	-19.1	Peak	Vertical
*	7247.3	42.8	7.9	50.7	79.8	-29.1	Peak	Vertical
	9153.7	34.6	9.8	44.4	74.0	-29.6	Peak	Vertical
*	9661.2	37.7	11.0	48.7	79.8	-31.1	Peak	Vertical

Note 1: "*" is not in restricted band, its limit is 30dBc of the fundamental emission level (111.0dBμV/m).

Note 2: Measure Level (dBμV/m) = Reading Level (dBμV) + Factor (dB)

Factor (dB) = Cable Loss (dB) + Antenna Factor (dB/m) – Pre_Amplifier Gain (dB)

Test Mode:	802.11g Ant 0	Test Site:	AC1
Test Channel:	06	Test Engineer:	Roy Cheng
Remark:	1. Average measurement was not performed if peak level lower than average limit. 2. Other frequency was 20dB below limit line within 1-18GHz, there is not show in the report.		

Mark	Frequency (MHz)	Reading Level (dBμV)	Factor (dB)	Measure Level (dBμV/m)	Limit (dBμV/m)	Margin (dB)	Detector	Polarization
	4867.3	43.3	2.7	46.0	74.0	-28.0	Peak	Horizontal
*	6024.7	35.8	4.2	40.0	86.6	-46.6	Peak	Horizontal
	8163.4	35.7	8.4	44.1	74.0	-29.9	Peak	Horizontal
*	9654.1	34.1	11.0	45.1	86.6	-41.5	Peak	Horizontal
	4876.2	44.6	2.7	47.3	74.0	-26.7	Peak	Vertical
*	5524.3	36.6	3.5	40.1	86.6	-46.5	Peak	Vertical
	7324.0	45.3	8.0	53.3	74.0	-20.7	Peak	Vertical
*	9763.8	43.0	11.4	54.4	86.6	-32.2	Peak	Vertical

Note 1: "*" is not in restricted band, its limit is 30dBc of the fundamental emission level (109.8dBμV/m).

Note 2: Measure Level (dBμV/m) = Reading Level (dBμV) + Factor (dB)

Factor (dB) = Cable Loss (dB) + Antenna Factor (dB/m) – Pre_Amplifier Gain (dB)

Test Mode:	802.11g Ant 0	Test Site:	AC1
Test Channel:	11	Test Engineer:	Roy Cheng
Remark:	1. Average measurement was not performed if peak level lower than average limit. 2. Other frequency was 20dB below limit line within 1-18GHz, there is not show in the report.		

Mark	Frequency (MHz)	Reading Level (dBμV)	Factor (dB)	Measure Level (dBμV/m)	Limit (dBμV/m)	Margin (dB)	Detector	Polarization
	4918.9	51.0	2.8	53.8	74.0	-20.2	Peak	Horizontal
*	6042.4	35.4	4.1	39.5	80.4	-40.9	Peak	Horizontal
	8153.6	35.4	8.4	43.8	74.0	-30.2	Peak	Horizontal
*	9642.4	34.2	11.0	45.2	80.4	-35.2	Peak	Horizontal
	4926.7	48.1	2.8	50.9	74.0	-23.1	Peak	Vertical
*	6055.2	35.2	4.1	39.3	80.4	-41.1	Peak	Vertical
	8263.7	35.9	8.1	44.0	74.0	-30.0	Peak	Vertical
*	9658.6	34.2	11.0	45.2	80.4	-35.2	Peak	Vertical

Note 1: "*" is not in restricted band, its limit is 30dBc of the fundamental emission level (110.4dBμV/m).

Note 2: Measure Level (dBμV/m) = Reading Level (dBμV) + Factor (dB)

Factor (dB) = Cable Loss (dB) + Antenna Factor (dB/m) – Pre_Amplifier Gain (dB)

Test Mode:	802.11n-HT20 Ant 0	Test Site:	AC1
Test Channel:	01	Test Engineer:	Roy Cheng
Remark:	1. Average measurement was not performed if peak level lower than average limit. 2. Other frequency was 20dB below limit line within 1-18GHz, there is not show in the report.		

Mark	Frequency (MHz)	Reading Level (dBμV)	Factor (dB)	Measure Level (dBμV/m)	Limit (dBμV/m)	Margin (dB)	Detector	Polarization
	4833.6	41.2	2.7	43.9	74.0	-30.1	Peak	Horizontal
*	6025.1	35.5	4.2	39.7	78.8	-39.1	Peak	Horizontal
	8143.2	35.7	8.5	44.2	74.0	-29.8	Peak	Horizontal
*	9659.8	34.8	11.0	45.8	78.8	-33.0	Peak	Horizontal
	4833.5	41.5	2.7	44.2	74.0	-29.8	Peak	Vertical
*	5326.2	35.2	3.1	38.3	78.8	-40.5	Peak	Vertical
	7256.4	40.8	7.9	48.7	74.0	-25.3	Peak	Vertical
*	9645.2	34.6	11.0	45.6	78.8	-33.2	Peak	Vertical

Note 1: "*" is not in restricted band, its limit is 30dBc of the fundamental emission level (110.4dBμV/m).

Note 2: Measure Level (dBμV/m) = Reading Level (dBμV) + Factor (dB)

Factor (dB) = Cable Loss (dB) + Antenna Factor (dB/m) – Pre_Amplifier Gain (dB)

Test Mode:	802.11n-HT20 Ant 0	Test Site:	AC1
Test Channel:	06	Test Engineer:	Roy Cheng
Remark:	1. Average measurement was not performed if peak level lower than average limit. 2. Other frequency was 20dB below limit line within 1-18GHz, there is not show in the report.		

Mark	Frequency (MHz)	Reading Level (dBμV)	Factor (dB)	Measure Level (dBμV/m)	Limit (dBμV/m)	Margin (dB)	Detector	Polarization
	4876.2	40.7	2.7	43.4	74.0	-30.6	Peak	Horizontal
*	6025.3	35.5	4.2	39.7	87.1	-47.4	Peak	Horizontal
	8265.3	35.2	8.1	43.3	74.0	-30.7	Peak	Horizontal
*	9654.8	33.8	11.0	44.8	87.1	-42.3	Peak	Horizontal
	4867.1	43.0	2.7	45.7	74.0	-28.3	Peak	Vertical
*	6023.5	35.4	4.2	39.6	87.1	-47.5	Peak	Vertical
	7324.5	45.3	8.0	53.3	74.0	-20.7	Peak	Vertical
*	9763.3	39.9	11.4	51.3	87.1	-35.8	Peak	Vertical

Note 1: "*" is not in restricted band, its limit is 30dBc of the fundamental emission level (117.1dBμV/m).

Note 2: Measure Level (dBμV/m) = Reading Level (dBμV) + Factor (dB)

Factor (dB) = Cable Loss (dB) + Antenna Factor (dB/m) – Pre_Amplifier Gain (dB)

Test Mode:	802.11n-HT20 Ant 0	Test Site:	AC1
Test Channel:	11	Test Engineer:	Roy Cheng
Remark:	1. Average measurement was not performed if peak level lower than average limit. 2. Other frequency was 20dB below limit line within 1-18GHz, there is not show in the report.		

Mark	Frequency (MHz)	Reading Level (dBμV)	Factor (dB)	Measure Level (dBμV/m)	Limit (dBμV/m)	Margin (dB)	Detector	Polarization
	4918.1	48.2	2.8	51.0	74.0	-23.0	Peak	Horizontal
*	5526.6	35.7	3.5	39.2	80.5	-41.3	Peak	Horizontal
	8147.8	35.4	8.5	43.9	74.0	-30.1	Peak	Horizontal
*	9653.4	33.6	11.0	44.6	80.5	-35.9	Peak	Horizontal
	4927.5	48.6	2.8	51.4	74.0	-22.6	Peak	Vertical
*	5748.9	35.5	3.9	39.4	80.5	-41.1	Peak	Vertical
	7375.5	40.8	7.9	48.7	74.0	-25.3	Peak	Vertical
*	9653.6	34.0	11.0	45.0	80.5	-35.5	Peak	Vertical

Note 1: "*" is not in restricted band, its limit is 30dBc of the fundamental emission level (112.8dBμV/m).

Note 2: Measure Level (dBμV/m) = Reading Level (dBμV) + Factor (dB)

Factor (dB) = Cable Loss (dB) + Antenna Factor (dB/m) – Pre_Amplifier Gain (dB)

Test Mode:	802.11n-HT40 Ant 0	Test Site:	AC1
Test Channel:	03	Test Engineer:	Roy Cheng
Remark:	1. Average measurement was not performed if peak level lower than average limit. 2. Other frequency was 20dB below limit line within 1-18GHz, there is not show in the report.		

Mark	Frequency (MHz)	Reading Level (dBμV)	Factor (dB)	Measure Level (dBμV/m)	Limit (dBμV/m)	Margin (dB)	Detector	Polarization
	4872.2	35.7	2.7	38.4	74.0	-35.6	Peak	Horizontal
*	6022.3	35.9	4.2	40.1	76.6	-36.5	Peak	Horizontal
	8165.7	35.5	8.4	43.9	74.0	-30.1	Peak	Horizontal
*	9626.5	34.2	11.0	45.2	76.6	-31.4	Peak	Horizontal
	4876.8	35.7	2.7	38.4	74.0	-35.6	Peak	Vertical
*	6025.0	35.6	4.2	39.8	76.6	-36.8	Peak	Vertical
	8265.0	35.4	8.1	43.5	74.0	-30.5	Peak	Vertical
*	9654.5	33.8	11.0	44.8	76.6	-31.8	Peak	Vertical

Note 1: "*" is not in restricted band, its limit is 30dBc of the fundamental emission level (111.6dBμV/m).

Note 2: Measure Level (dBμV/m) = Reading Level (dBμV) + Factor (dB)

Factor (dB) = Cable Loss (dB) + Antenna Factor (dB/m) – Pre_Amplifier Gain (dB)

Test Mode:	802.11n-HT40 Ant 0	Test Site:	AC1
Test Channel:	06	Test Engineer:	Roy Cheng
Remark:	1. Average measurement was not performed if peak level lower than average limit. 2. Other frequency was 20dB below limit line within 1-18GHz, there is not show in the report.		

Mark	Frequency (MHz)	Reading Level (dBμV)	Factor (dB)	Measure Level (dBμV/m)	Limit (dBμV/m)	Margin (dB)	Detector	Polarization
	4901.4	42.3	2.7	45.0	74.0	-29.0	Peak	Horizontal
*	6024.4	35.5	4.2	39.7	84.8	-45.1	Peak	Horizontal
	8274.1	35.3	8.1	43.4	74.0	-30.6	Peak	Horizontal
*	9653.6	35.2	11.0	46.2	84.8	-38.6	Peak	Horizontal
	4875.7	42.2	2.7	44.9	74.0	-29.1	Peak	Vertical
*	6024.5	36.1	4.2	40.3	84.8	-44.5	Peak	Vertical
	7281.7	42.0	8.0	50.0	74.0	-24.0	Peak	Vertical
*	9754.5	38.7	11.4	50.1	84.8	-34.7	Peak	Vertical

Note 1: "*" is not in restricted band, its limit is 30dBc of the fundamental emission level (113.1dBμV/m).

Note 2: Measure Level (dBμV/m) = Reading Level (dBμV) + Factor (dB)

Factor (dB) = Cable Loss (dB) + Antenna Factor (dB/m) – Pre_Amplifier Gain (dB)

Test Mode:	802.11n-HT40 Ant 0	Test Site:	AC1
Test Channel:	09	Test Engineer:	Roy Cheng
Remark:	1. Average measurement was not performed if peak level lower than average limit. 2. Other frequency was 20dB below limit line within 1-18GHz, there is not show in the report.		

Mark	Frequency (MHz)	Reading Level (dBμV)	Factor (dB)	Measure Level (dBμV/m)	Limit (dBμV/m)	Margin (dB)	Detector	Polarization
	4927.5	41.0	2.8	43.8	74.0	-30.2	Peak	Horizontal
*	6016.0	35.0	4.2	39.2	76.2	-37.0	Peak	Horizontal
	8152.8	35.8	8.4	44.2	74.0	-29.8	Peak	Horizontal
*	9647.0	34.1	11.0	45.1	76.2	-31.1	Peak	Horizontal
	4901.5	40.7	2.7	43.4	74.0	-30.6	Peak	Vertical
*	6243.5	35.8	4.7	40.5	76.2	-35.7	Peak	Vertical
	8242.0	37.0	8.1	45.1	74.0	-28.9	Peak	Vertical
*	9648.0	34.7	11.0	45.7	76.2	-30.5	Peak	Vertical

Note 1: "*" is not in restricted band, its limit is 30dBc of the fundamental emission level (109.8dBμV/m).

Note 2: Measure Level (dBμV/m) = Reading Level (dBμV) + Factor (dB)

Factor (dB) = Cable Loss (dB) + Antenna Factor (dB/m) – Pre_Amplifier Gain (dB)

Test Mode:	802.11n-HT20 Ant 0 + 1	Test Site:	AC1
Test Channel:	01	Test Engineer:	Roy Cheng
Remark:	1. Average measurement was not performed if peak level lower than average limit. 2. Other frequency was 20dB below limit line within 1-18GHz, there is not show in the report.		

Mark	Frequency (MHz)	Reading Level (dBμV)	Factor (dB)	Measure Level (dBμV/m)	Limit (dBμV/m)	Margin (dB)	Detector	Polarization
	4833.4	2.7	38.6	41.3	74.0	-32.7	Peak	Horizontal
*	5682.1	3.7	35.8	39.5	82.5	-43.0	Peak	Horizontal
	8142.7	8.5	36.3	44.8	74.0	-29.2	Peak	Horizontal
*	9657.6	11.0	34.9	45.9	82.5	-36.6	Peak	Horizontal
	4833.4	2.7	48.4	51.1	74.0	-22.9	Peak	Vertical
*	6024.9	4.2	35.3	39.5	82.5	-43.0	Peak	Vertical
	8145.5	8.5	36.0	44.5	74.0	-29.5	Peak	Vertical
*	9647.3	11.0	34.7	45.7	82.5	-36.8	Peak	Vertical

Note 1: "*" is not in restricted band, its limit is 30dBc of the fundamental emission level (112.5dBμV/m).

Note 2: Measure Level (dBμV/m) = Reading Level (dBμV) + Factor (dB)

Factor (dB) = Cable Loss (dB) + Antenna Factor (dB/m) – Pre_Amplifier Gain (dB)

Test Mode:	802.11n-HT20 Ant 0 + 1	Test Site:	AC1
Test Channel:	06	Test Engineer:	Roy Cheng
Remark:	1. Average measurement was not performed if peak level lower than average limit. 2. Other frequency was 20dB below limit line within 1-18GHz, there is not show in the report.		

Mark	Frequency (MHz)	Reading Level (dBμV)	Factor (dB)	Measure Level (dBμV/m)	Limit (dBμV/m)	Margin (dB)	Detector	Polarization
	4867.6	2.7	48.8	51.5	74.0	-22.5	Peak	Horizontal
*	5684.4	3.7	35.8	39.5	97.5	-58.0	Peak	Horizontal
	8145.7	8.5	36.2	44.7	74.0	-29.3	Peak	Horizontal
*	9653.3	11.0	34.4	45.4	97.5	-52.1	Peak	Horizontal
	4874.8	2.7	49.1	51.8	54.0	-2.2	Average	Vertical
	4875.5	2.7	61.1	63.8	74.0	-10.2	Peak	Vertical
*	6025.1	4.2	35.5	39.7	97.5	-57.8	Peak	Vertical
	7289.6	8.0	39.3	47.3	74.0	-26.7	Peak	Vertical
*	9738.4	11.2	38.4	49.6	97.5	-47.9	Peak	Vertical

Note 1: "*" is not in restricted band, its limit is 30dBc of the fundamental emission level (127.5dBμV/m).

Note 2: Measure Level (dBμV/m) = Reading Level (dBμV) + Factor (dB)

Factor (dB) = Cable Loss (dB) + Antenna Factor (dB/m) – Pre_Amplifier Gain (dB)

Test Mode:	802.11n-HT20 Ant 0 + 1	Test Site:	AC1
Test Channel:	11	Test Engineer:	Roy Cheng
Remark:	1. Average measurement was not performed if peak level lower than average limit. 2. Other frequency was 20dB below limit line within 1-18GHz, there is not show in the report.		

Mark	Frequency (MHz)	Reading Level (dBμV)	Factor (dB)	Measure Level (dBμV/m)	Limit (dBμV/m)	Margin (dB)	Detector	Polarization
	4953.1	2.9	36.2	39.1	74.0	-34.9	Peak	Horizontal
*	6054.2	4.1	35.6	39.7	82.9	-43.2	Peak	Horizontal
	8148.6	8.5	37.0	45.5	74.0	-28.5	Peak	Horizontal
*	9626.0	10.9	35.0	45.9	82.9	-37.0	Peak	Horizontal
	4926.8	2.8	43.5	46.3	74.0	-27.7	Peak	Vertical
*	6025.3	4.2	35.2	39.4	82.9	-43.5	Peak	Vertical
	8146.9	8.5	35.8	44.3	74.0	-29.7	Peak	Vertical
*	9653.1	11.0	33.9	44.9	82.9	-38.0	Peak	Vertical

Note 1: "*" is not in restricted band, its limit is 30dBc of the fundamental emission level (112.9dBμV/m).

Note 2: Measure Level (dBμV/m) = Reading Level (dBμV) + Factor (dB)

Factor (dB) = Cable Loss (dB) + Antenna Factor (dB/m) – Pre_Amplifier Gain (dB)

Test Mode:	802.11n-HT40 Ant 0 + 1	Test Site:	AC1
Test Channel:	03	Test Engineer:	Roy Cheng
Remark:	1. Average measurement was not performed if peak level lower than average limit. 2. Other frequency was 20dB below limit line within 1-18GHz, there is not show in the report.		

Mark	Frequency (MHz)	Reading Level (dBμV)	Factor (dB)	Measure Level (dBμV/m)	Limit (dBμV/m)	Margin (dB)	Detector	Polarization
	4842.5	2.7	38.1	40.8	74.0	-33.2	Peak	Horizontal
*	6025.1	4.2	35.4	39.6	78.1	-38.5	Peak	Horizontal
	8154.0	8.4	36.7	45.1	74.0	-28.9	Peak	Horizontal
*	9647.1	11.0	34.9	45.9	78.1	-32.2	Peak	Horizontal
	4841.9	2.7	48.3	51.0	74.0	-23.0	Peak	Vertical
*	6014.8	4.2	35.4	39.6	78.1	-38.5	Peak	Vertical
	8147.4	8.5	36.6	45.1	74.0	-28.9	Peak	Vertical
*	9655.3	11.0	34.4	45.4	78.1	-32.7	Peak	Vertical

Note 1: "*" is not in restricted band, its limit is 30dBc of the fundamental emission level (108.1dBμV/m).

Note 2: Measure Level (dBμV/m) = Reading Level (dBμV) + Factor (dB)

Factor (dB) = Cable Loss (dB) + Antenna Factor (dB/m) – Pre_Amplifier Gain (dB)

Test Mode:	802.11n-HT40 Ant 0 + 1	Test Site:	AC1
Test Channel:	06	Test Engineer:	Roy Cheng
Remark:	1. Average measurement was not performed if peak level lower than average limit. 2. Other frequency was 20dB below limit line within 1-18GHz, there is not show in the report.		

Mark	Frequency (MHz)	Reading Level (dBμV)	Factor (dB)	Measure Level (dBμV/m)	Limit (dBμV/m)	Margin (dB)	Detector	Polarization
	4876.1	2.7	46.5	49.2	74.0	-24.8	Peak	Horizontal
*	6048.7	4.1	35.7	39.8	86.3	-46.5	Peak	Horizontal
	8248.3	8.1	35.8	43.9	74.0	-30.1	Peak	Horizontal
*	9653.7	11.0	33.9	44.9	86.3	-41.4	Peak	Horizontal
	4875.6	2.7	45.3	48.0	54.0	-6.0	Average	Vertical
	4875.5	2.7	60.2	62.9	74.0	-11.1	Peak	Vertical
*	6043.4	4.1	36.0	40.1	86.3	-46.2	Peak	Vertical
	8247.4	8.1	35.5	43.6	74.0	-30.4	Peak	Vertical
*	9653.8	11.0	33.9	44.9	86.3	-41.4	Peak	Vertical

Note 1: "*" is not in restricted band, its limit is 30dBc of the fundamental emission level (116.3dBμV/m).

Note 2: Measure Level (dBμV/m) = Reading Level (dBμV) + Factor (dB)

Factor (dB) = Cable Loss (dB) + Antenna Factor (dB/m) – Pre_Amplifier Gain (dB)

Test Mode:	802.11n-HT40 Ant 0 + 1	Test Site:	AC1
Test Channel:	09	Test Engineer:	Roy Cheng
Remark:	1. Average measurement was not performed if peak level lower than average limit. 2. Other frequency was 20dB below limit line within 1-18GHz, there is not show in the report.		

Mark	Frequency (MHz)	Reading Level (dBμV)	Factor (dB)	Measure Level (dBμV/m)	Limit (dBμV/m)	Margin (dB)	Detector	Polarization
	4731.2	2.5	38.5	41.0	74.0	-33.0	Peak	Horizontal
*	6024.0	4.2	35.2	39.4	78.0	-38.6	Peak	Horizontal
	8247.4	8.1	36.1	44.2	74.0	-29.8	Peak	Horizontal
*	9623.8	10.9	34.3	45.2	78.0	-32.8	Peak	Horizontal
	4909.8	2.7	40.6	43.3	74.0	-30.7	Peak	Vertical
*	6215.4	4.7	35.5	40.2	78.0	-37.8	Peak	Vertical
	8235.7	8.2	35.7	43.9	74.0	-30.1	Peak	Vertical
*	9653.7	11.0	34.5	45.5	78.0	-32.5	Peak	Vertical

Note 1: "*" is not in restricted band, its limit is 30dBc of the fundamental emission level (108.0dBμV/m).

Note 2: Measure Level (dBμV/m) = Reading Level (dBμV) + Factor (dB)

Factor (dB) = Cable Loss (dB) + Antenna Factor (dB/m) – Pre_Amplifier Gain (dB)

Test Mode:	802.11n-HT20 Ant 0 + 1 + 2	Test Site:	AC1
Test Channel:	01	Test Engineer:	Roy Cheng
Remark:	1. Average measurement was not performed if peak level lower than average limit. 2. Other frequency was 20dB below limit line within 1-18GHz, there is not show in the report.		

Mark	Frequency (MHz)	Reading Level (dBμV)	Factor (dB)	Measure Level (dBμV/m)	Limit (dBμV/m)	Margin (dB)	Detector	Polarization
	4824.7	0.7	52.3	53.0	74.0	-21.0	Peak	Horizontal
*	6523.9	5.9	36.8	42.7	84.2	-41.5	Peak	Horizontal
	8267.7	8.1	36.8	44.9	74.0	-29.1	Peak	Horizontal
*	9675.5	10.9	35.6	46.5	84.2	-37.7	Peak	Horizontal
	4825.1	2.7	47.5	50.2	74.0	-23.8	Peak	Vertical
*	6425.6	5.6	35.8	41.4	84.2	-42.8	Peak	Vertical
	8247.4	8.1	34.8	42.9	74.0	-31.1	Peak	Vertical
*	9673.7	10.9	34.0	44.9	84.2	-39.3	Peak	Vertical

Note 1: "*" is not in restricted band, its limit is 30dBc of the fundamental emission level (114.2dBμV/m).

Note 2: Measure Level (dBμV/m) = Reading Level (dBμV) + Factor (dB)

Factor (dB) = Cable Loss (dB) + Antenna Factor (dB/m) – Pre_Amplifier Gain (dB)

Test Mode:	802.11n-HT20 Ant 0 + 1 + 2	Test Site:	AC1
Test Channel:	06	Test Engineer:	Roy Cheng
Remark:	1. Average measurement was not performed if peak level lower than average limit. 2. Other frequency was 20dB below limit line within 1-18GHz, there is not show in the report.		

Mark	Frequency (MHz)	Reading Level (dBμV)	Factor (dB)	Measure Level (dBμV/m)	Limit (dBμV/m)	Margin (dB)	Detector	Polarization
	4873.6	2.7	50.2	52.9	54.0	-1.1	Average	Horizontal
	4876.1	2.7	65.0	67.7	74.0	-6.3	Peak	Horizontal
*	6142.9	4.5	35.0	39.5	93.2	-53.7	Peak	Horizontal
	8253.6	8.1	35.0	43.1	74.0	-30.9	Peak	Horizontal
*	9635.8	11.0	33.4	44.4	93.2	-48.8	Peak	Horizontal
	4873.0	2.7	48.6	51.3	54.0	-2.7	Average	Vertical
	4876.0	2.7	63.8	66.5	74.0	-7.5	Peak	Vertical
*	6046.3	4.1	35.1	39.2	93.2	-54.0	Peak	Vertical
	8247.9	8.1	35.4	43.5	74.0	-30.5	Peak	Vertical
*	9653.7	11.0	33.8	44.8	93.2	-48.4	Peak	Vertical

Note 1: "*" is not in restricted band, its limit is 30dBc of the fundamental emission level (123.2dBμV/m).

Note 2: Measure Level (dBμV/m) = Reading Level (dBμV) + Factor (dB)

Factor (dB) = Cable Loss (dB) + Antenna Factor (dB/m) – Pre_Amplifier Gain (dB)

Test Mode:	802.11n-HT20 Ant 0 + 1 + 2	Test Site:	AC1
Test Channel:	11	Test Engineer:	Roy Cheng
Remark:	1. Average measurement was not performed if peak level lower than average limit. 2. Other frequency was 20dB below limit line within 1-18GHz, there is not show in the report.		

Mark	Frequency (MHz)	Reading Level (dBμV)	Factor (dB)	Measure Level (dBμV/m)	Limit (dBμV/m)	Margin (dB)	Detector	Polarization
	4918.6	2.8	50.1	52.9	74.0	-21.1	Peak	Horizontal
*	6024.1	4.2	35.0	39.2	85.5	-46.3	Peak	Horizontal
	8176.8	8.4	35.6	44.0	74.0	-30.0	Peak	Horizontal
*	9654.3	11.0	34.0	45.0	85.5	-40.5	Peak	Horizontal
	4918.2	2.8	43.6	46.4	74.0	-27.6	Peak	Vertical
*	6022.6	4.2	34.8	39.0	85.5	-46.5	Peak	Vertical
	7685.5	8.0	35.7	43.7	74.0	-30.3	Peak	Vertical
*	9652.8	11.0	33.0	44.0	85.5	-41.5	Peak	Vertical

Note 1: "*" is not in restricted band, its limit is 30dBc of the fundamental emission level (115.5dBμV/m).

Note 2: Measure Level (dBμV/m) = Reading Level (dBμV) + Factor (dB)

Factor (dB) = Cable Loss (dB) + Antenna Factor (dB/m) – Pre_Amplifier Gain (dB)

Test Mode:	802.11n-HT40 Ant 0 + 1 + 2	Test Site:	AC1
Test Channel:	03	Test Engineer:	Roy Cheng
Remark:	1. Average measurement was not performed if peak level lower than average limit. 2. Other frequency was 20dB below limit line within 1-18GHz, there is not show in the report.		

Mark	Frequency (MHz)	Reading Level (dBμV)	Factor (dB)	Measure Level (dBμV/m)	Limit (dBμV/m)	Margin (dB)	Detector	Polarization
	4841.9	2.7	44.0	46.7	74.0	-27.3	Peak	Horizontal
*	6253.1	4.7	34.8	39.5	80.0	-40.5	Peak	Horizontal
	8295.7	8.0	34.8	42.8	74.0	-31.2	Peak	Horizontal
*	9653.1	11.0	34.3	45.3	80.0	-34.7	Peak	Horizontal
	4841.5	2.7	46.2	48.9	74.0	-25.1	Peak	Vertical
*	6049.1	4.1	34.9	39.0	80.0	-41.0	Peak	Vertical
	8235.6	8.2	34.6	42.8	74.0	-31.2	Peak	Vertical
*	9653.4	11.0	33.5	44.5	80.0	-35.5	Peak	Vertical

Note 1: "*" is not in restricted band, its limit is 30dBc of the fundamental emission level (110.0dBμV/m).

Note 2: Measure Level (dBμV/m) = Reading Level (dBμV) + Factor (dB)

Factor (dB) = Cable Loss (dB) + Antenna Factor (dB/m) – Pre_Amplifier Gain (dB)

Test Mode:	802.11n-HT40 Ant 0 + 1 + 2	Test Site:	AC1
Test Channel:	06	Test Engineer:	Roy Cheng
Remark:	1. Average measurement was not performed if peak level lower than average limit. 2. Other frequency was 20dB below limit line within 1-18GHz, there is not show in the report.		

Mark	Frequency (MHz)	Reading Level (dBμV)	Factor (dB)	Measure Level (dBμV/m)	Limit (dBμV/m)	Margin (dB)	Detector	Polarization
	4875.2	2.4	50.9	53.3	54.0	-0.7	Average	Horizontal
	4875.5	2.7	65.9	68.6	74.0	-5.4	Peak	Horizontal
*	6352.3	5.2	35.5	40.7	87.8	-47.1	Peak	Horizontal
	8246.5	8.1	34.9	43.0	74.0	-31.0	Peak	Horizontal
*	9653.2	11.0	33.4	44.4	87.8	-43.4	Peak	Horizontal
	4872.8	2.7	49.4	52.1	54.0	-1.9	Average	Vertical
	4875.9	2.7	65.1	67.8	74.0	-6.2	Peak	Vertical
*	6076.4	4.2	35.0	39.2	87.8	-48.6	Peak	Vertical
	8263.8	8.1	35.3	43.4	74.0	-30.6	Peak	Vertical
*	9659.9	11.0	33.2	44.2	87.8	-43.6	Peak	Vertical

Note 1: "*" is not in restricted band, its limit is 30dBc of the fundamental emission level (117.8dBμV/m).

Note 2: Measure Level (dBμV/m) = Reading Level (dBμV) + Factor (dB)

Factor (dB) = Cable Loss (dB) + Antenna Factor (dB/m) – Pre_Amplifier Gain (dB)

Test Mode:	802.11n-HT40 Ant 0 + 1 + 2	Test Site:	AC1
Test Channel:	09	Test Engineer:	Roy Cheng
Remark:	1. Average measurement was not performed if peak level lower than average limit. 2. Other frequency was 20dB below limit line within 1-18GHz, there is not show in the report.		

Mark	Frequency (MHz)	Reading Level (dBμV)	Factor (dB)	Measure Level (dBμV/m)	Limit (dBμV/m)	Margin (dB)	Detector	Polarization
	4927.3	2.8	45.0	47.8	74.0	-26.2	Peak	Horizontal
*	6235.1	4.7	36.2	40.9	78.7	-37.8	Peak	Horizontal
	8406.4	8.1	34.6	42.7	74.0	-31.3	Peak	Horizontal
*	9652.5	11.0	33.8	44.8	78.7	-33.9	Peak	Horizontal
	4918.1	2.8	38.5	41.3	74.0	-32.7	Peak	Vertical
*	6025.3	4.2	34.9	39.1	78.7	-39.6	Peak	Vertical
	8263.6	8.1	34.6	42.7	74.0	-31.3	Peak	Vertical
*	9674.8	10.9	33.4	44.3	78.7	-34.4	Peak	Vertical

Note 1: "*" is not in restricted band, its limit is 30dBc of the fundamental emission level (108.7dBμV/m).

Note 2: Measure Level (dBμV/m) = Reading Level (dBμV) + Factor (dB)

Factor (dB) = Cable Loss (dB) + Antenna Factor (dB/m) – Pre_Amplifier Gain (dB)

Panel Antenna 1# and 2#

Test Mode:	802.11b Ant 0	Test Site:	AC1
Test Channel:	01	Test Engineer:	Roy Cheng
Remark:	1. Average measurement was not performed if peak level lower than average limit. 2. Other frequency was 20dB below limit line within 1-18GHz, there is not show in the report.		

Mark	Frequency (MHz)	Reading Level (dBμV)	Factor (dB)	Measure Level (dBμV/m)	Limit (dBμV/m)	Margin (dB)	Detector	Polarization
	4824.0	2.7	49.7	52.4	54.0	-1.6	Average	Horizontal
	4825.0	2.7	56.8	59.5	74.0	-14.5	Peak	Horizontal
*	6142.4	4.5	37.2	41.7	90.2	-48.5	Peak	Horizontal
	8263.6	8.1	36.9	45.0	74.0	-29.0	Peak	Horizontal
*	9648.3	11.0	35.7	46.7	90.2	-43.5	Peak	Horizontal
	4823.9	2.7	50.3	53.0	54.0	-1.0	Average	Vertical
	4825.0	2.7	53.3	56.0	74.0	-18.0	Peak	Vertical
*	6142.6	4.5	35.2	39.7	90.2	-50.5	Peak	Vertical
	8263.6	8.1	35.8	43.9	74.0	-30.1	Peak	Vertical
*	9654.3	11.0	33.4	44.4	90.2	-45.8	Peak	Vertical

Note 1: "*" is not in restricted band, its limit is 30dBc of the fundamental emission level (120.2dBμV/m).

Note 2: Measure Level (dBμV/m) = Reading Level (dBμV) + Factor (dB)

Factor (dB) = Cable Loss (dB) + Antenna Factor (dB/m) – Pre_Amplifier Gain (dB)

Test Mode:	802.11b Ant 0	Test Site:	AC1
Test Channel:	06	Test Engineer:	Roy Cheng
Remark:	1. Average measurement was not performed if peak level lower than average limit. 2. Other frequency was 20dB below limit line within 1-18GHz, there is not show in the report.		

Mark	Frequency (MHz)	Reading Level (dBμV)	Factor (dB)	Measure Level (dBμV/m)	Limit (dBμV/m)	Margin (dB)	Detector	Polarization
	4874.0	2.7	50.5	53.2	54.0	-0.8	Average	Horizontal
	4876.0	2.7	53.3	56.0	74.0	-18.0	Peak	Horizontal
*	6142.7	4.5	34.7	39.2	92.4	-53.2	Peak	Horizontal
	8246.6	8.1	35.0	43.1	74.0	-30.9	Peak	Horizontal
*	9652.7	11.0	34.4	45.4	92.4	-47.0	Peak	Horizontal
	4873.9	2.7	50.8	53.5	54.0	-0.5	Average	Vertical
	4876.0	2.7	55.1	57.8	74.0	-16.2	Peak	Vertical
*	6425.4	5.6	34.3	39.9	92.4	-52.5	Peak	Vertical
	8247.9	8.1	34.7	42.8	74.0	-31.2	Peak	Vertical
*	9648.3	11.0	33.8	44.8	92.4	-47.6	Peak	Vertical

Note 1: "*" is not in restricted band, its limit is 30dBc of the fundamental emission level (122.4dBμV/m).

Note 2: Measure Level (dBμV/m) = Reading Level (dBμV) + Factor (dB)

Factor (dB) = Cable Loss (dB) + Antenna Factor (dB/m) – Pre_Amplifier Gain (dB)

Test Mode:	802.11b Ant 0	Test Site:	AC1
Test Channel:	11	Test Engineer:	Roy Cheng
Remark:	1. Average measurement was not performed if peak level lower than average limit. 2. Other frequency was 20dB below limit line within 1-18GHz, there is not show in the report.		

Mark	Frequency (MHz)	Reading Level (dBμV)	Factor (dB)	Measure Level (dBμV/m)	Limit (dBμV/m)	Margin (dB)	Detector	Polarization
	4924.0	2.8	47.9	50.7	54.0	-3.3	Average	Horizontal
	4927.0	2.8	54.7	57.5	74.0	-16.5	Peak	Horizontal
*	6241.1	4.7	34.7	39.4	89.0	-49.6	Peak	Horizontal
	8253.4	8.1	35.9	44.0	74.0	-30.0	Peak	Horizontal
*	9686.5	10.9	33.7	44.6	89.0	-44.4	Peak	Horizontal
	4923.9	2.8	50.2	53.0	54.0	-1.0	Average	Vertical
	4927.0	2.8	57.3	60.1	74.0	-13.9	Peak	Vertical
*	6215.4	4.7	34.7	39.4	89.0	-49.6	Peak	Vertical
	8248.7	8.1	34.9	43.0	74.0	-31.0	Peak	Vertical
*	9653.3	11.0	33.4	44.4	89.0	-44.6	Peak	Vertical

Note 1: "*" is not in restricted band, its limit is 30dBc of the fundamental emission level (119.0dBμV/m).

Note 2: Measure Level (dBμV/m) = Reading Level (dBμV) + Factor (dB)

Factor (dB) = Cable Loss (dB) + Antenna Factor (dB/m) – Pre_Amplifier Gain (dB)

Test Mode:	802.11g Ant 0	Test Site:	AC1
Test Channel:	01	Test Engineer:	Roy Cheng
Remark:	1. Average measurement was not performed if peak level lower than average limit. 2. Other frequency was 20dB below limit line within 1-18GHz, there is not show in the report.		

Mark	Frequency (MHz)	Reading Level (dBμV)	Factor (dB)	Measure Level (dBμV/m)	Limit (dBμV/m)	Margin (dB)	Detector	Polarization
	4825.0	2.7	48.7	51.4	74.0	-22.6	Peak	Horizontal
*	6235.4	4.7	36.5	41.2	86.8	-45.6	Peak	Horizontal
	8246.4	8.1	37.0	45.1	74.0	-28.9	Peak	Horizontal
*	9658.6	11.0	35.4	46.4	86.8	-40.4	Peak	Horizontal
	4833.5	2.7	45.5	48.2	74.0	-25.8	Peak	Vertical
*	6145.3	4.5	35.6	40.1	86.8	-46.7	Peak	Vertical
	8246.5	8.1	35.8	43.9	74.0	-30.1	Peak	Vertical
*	9659.0	11.0	34.1	45.1	86.8	-41.7	Peak	Vertical

Note 1: "*" is not in restricted band, its limit is 30dBc of the fundamental emission level (116.8dBμV/m).

Note 2: Measure Level (dBμV/m) = Reading Level (dBμV) + Factor (dB)

Factor (dB) = Cable Loss (dB) + Antenna Factor (dB/m) – Pre_Amplifier Gain (dB)

Test Mode:	802.11g Ant 0	Test Site:	AC1
Test Channel:	06	Test Engineer:	Roy Cheng
Remark:	1. Average measurement was not performed if peak level lower than average limit. 2. Other frequency was 20dB below limit line within 1-18GHz, there is not show in the report.		

Mark	Frequency (MHz)	Reading Level (dBμV)	Factor (dB)	Measure Level (dBμV/m)	Limit (dBμV/m)	Margin (dB)	Detector	Polarization
	4874.4	2.7	44.6	47.3	54.0	-6.7	Average	Horizontal
	4876.0	2.7	58.6	61.3	74.0	-12.7	Peak	Horizontal
*	6142.5	4.5	35.5	40.0	93.6	-53.6	Peak	Horizontal
	8264.0	8.1	35.1	43.2	74.0	-30.8	Peak	Horizontal
*	9653.2	11.0	33.9	44.9	93.6	-48.7	Peak	Horizontal
	4867.5	2.7	63.0	65.7	74.0	-8.3	Peak	Vertical
	4873.8	2.7	49.4	52.1	54.0	-1.9	Average	Vertical
*	6142.9	4.5	35.3	39.8	93.6	-53.8	Peak	Vertical
	8243.6	8.1	34.9	43.0	74.0	-31.0	Peak	Vertical
*	9642.5	11.0	34.0	45.0	93.6	-48.6	Peak	Vertical

Note 1: "*" is not in restricted band, its limit is 30dBc of the fundamental emission level (123.6dBμV/m).

Note 2: Measure Level (dBμV/m) = Reading Level (dBμV) + Factor (dB)

Factor (dB) = Cable Loss (dB) + Antenna Factor (dB/m) – Pre_Amplifier Gain (dB)

Test Mode:	802.11g Ant 0	Test Site:	AC1
Test Channel:	11	Test Engineer:	Roy Cheng
Remark:	1. Average measurement was not performed if peak level lower than average limit. 2. Other frequency was 20dB below limit line within 1-18GHz, there is not show in the report.		

Mark	Frequency (MHz)	Reading Level (dBμV)	Factor (dB)	Measure Level (dBμV/m)	Limit (dBμV/m)	Margin (dB)	Detector	Polarization
	4918.5	2.8	42.5	45.3	74.0	-28.7	Peak	Horizontal
*	6025.5	4.2	35.2	39.4	87.0	-47.6	Peak	Horizontal
	8152.4	8.4	35.6	44.0	74.0	-30.0	Peak	Horizontal
*	9653.9	11.0	34.1	45.1	87.0	-41.9	Peak	Horizontal
	4927.0	2.8	46.9	49.7	74.0	-24.3	Peak	Vertical
*	6243.6	4.7	35.6	40.3	87.0	-46.7	Peak	Vertical
	8241.5	8.1	34.6	42.7	74.0	-31.3	Peak	Vertical
*	9648.3	11.0	34.6	45.6	87.0	-41.4	Peak	Vertical

Note 1: "*" is not in restricted band, its limit is 30dBc of the fundamental emission level (117.0dBμV/m).

Note 2: Measure Level (dBμV/m) = Reading Level (dBμV) + Factor (dB)

Factor (dB) = Cable Loss (dB) + Antenna Factor (dB/m) – Pre_Amplifier Gain (dB)

Test Mode:	802.11n-HT20 Ant 0	Test Site:	AC1
Test Channel:	01	Test Engineer:	Roy Cheng
Remark:	1. Average measurement was not performed if peak level lower than average limit. 2. Other frequency was 20dB below limit line within 1-18GHz, there is not show in the report.		

Mark	Frequency (MHz)	Reading Level (dBμV)	Factor (dB)	Measure Level (dBμV/m)	Limit (dBμV/m)	Margin (dB)	Detector	Polarization
	4816.5	2.7	45.3	48.0	74.0	-26.0	Peak	Horizontal
*	6142.7	4.5	35.1	39.6	85.9	-46.3	Peak	Horizontal
	8143.3	8.5	35.2	43.7	74.0	-30.3	Peak	Horizontal
*	9653.4	11.0	34.8	45.8	85.9	-40.1	Peak	Horizontal
	4833.5	2.7	46.3	49.0	74.0	-25.0	Peak	Vertical
*	6053.7	4.1	35.5	39.6	85.9	-46.3	Peak	Vertical
	8143.7	8.5	35.7	44.2	74.0	-29.8	Peak	Vertical
*	9675.0	10.9	33.8	44.7	85.9	-41.2	Peak	Vertical

Note 1: "*" is not in restricted band, its limit is 30dBc of the fundamental emission level (115.9dBμV/m).

Note 2: Measure Level (dBμV/m) = Reading Level (dBμV) + Factor (dB)

Factor (dB) = Cable Loss (dB) + Antenna Factor (dB/m) – Pre_Amplifier Gain (dB)

Test Mode:	802.11n-HT20 Ant 0	Test Site:	AC1
Test Channel:	06	Test Engineer:	Roy Cheng
Remark:	1. Average measurement was not performed if peak level lower than average limit. 2. Other frequency was 20dB below limit line within 1-18GHz, there is not show in the report.		

Mark	Frequency (MHz)	Reading Level (dBμV)	Factor (dB)	Measure Level (dBμV/m)	Limit (dBμV/m)	Margin (dB)	Detector	Polarization
	4874.9	2.7	43.4	46.1	54.0	-7.9	Average	Horizontal
	4876.0	2.7	56.4	59.1	74.0	-14.9	Peak	Horizontal
*	6253.5	4.7	35.5	40.2	95.2	-55.0	Peak	Horizontal
	8462.4	8.2	34.4	42.6	74.0	-31.4	Peak	Horizontal
*	9653.5	11.0	34.2	45.2	95.2	-50.0	Peak	Horizontal
	4859.0	2.7	62.7	65.4	74.0	-8.6	Peak	Vertical
	4872.8	2.7	48.9	51.6	54.0	-2.4	Average	Vertical
*	6025.3	4.2	35.2	39.4	95.2	-55.8	Peak	Vertical
	8245.7	8.1	35.1	43.2	74.0	-30.8	Peak	Vertical
*	9745.3	11.3	35.7	47.0	95.2	-48.2	Peak	Vertical

Note 1: "*" is not in restricted band, its limit is 30dBc of the fundamental emission level (125.2dBμV/m).

Note 2: Measure Level (dBμV/m) = Reading Level (dBμV) + Factor (dB)

Factor (dB) = Cable Loss (dB) + Antenna Factor (dB/m) – Pre_Amplifier Gain (dB)

Test Mode:	802.11n-HT20 Ant 0	Test Site:	AC1
Test Channel:	11	Test Engineer:	Roy Cheng
Remark:	1. Average measurement was not performed if peak level lower than average limit. 2. Other frequency was 20dB below limit line within 1-18GHz, there is not show in the report.		

Mark	Frequency (MHz)	Reading Level (dBμV)	Factor (dB)	Measure Level (dBμV/m)	Limit (dBμV/m)	Margin (dB)	Detector	Polarization
	4910.0	2.7	38.6	41.3	74.0	-32.7	Peak	Horizontal
*	6143.5	4.5	35.6	40.1	86.7	-46.6	Peak	Horizontal
	8143.4	8.5	35.8	44.3	74.0	-29.7	Peak	Horizontal
*	9763.5	11.4	33.9	45.3	86.7	-41.4	Peak	Horizontal
	4918.5	2.8	43.5	46.3	74.0	-27.7	Peak	Vertical
*	6143.9	4.5	34.8	39.3	86.7	-47.4	Peak	Vertical
	8277.0	8.1	35.3	43.4	74.0	-30.6	Peak	Vertical
*	9785.6	11.4	33.9	45.3	86.7	-41.4	Peak	Vertical

Note 1: "*" is not in restricted band, its limit is 30dBc of the fundamental emission level (116.7dBμV/m).

Note 2: Measure Level (dBμV/m) = Reading Level (dBμV) + Factor (dB)

Factor (dB) = Cable Loss (dB) + Antenna Factor (dB/m) – Pre_Amplifier Gain (dB)

Test Mode:	802.11n-HT40 Ant 0	Test Site:	AC1
Test Channel:	03	Test Engineer:	Roy Cheng
Remark:	1. Average measurement was not performed if peak level lower than average limit. 2. Other frequency was 20dB below limit line within 1-18GHz, there is not show in the report.		

Mark	Frequency (MHz)	Reading Level (dBμV)	Factor (dB)	Measure Level (dBμV/m)	Limit (dBμV/m)	Margin (dB)	Detector	Polarization
	4844.0	2.7	35.8	38.5	74.0	-35.5	Peak	Horizontal
*	6245.9	4.7	34.9	39.6	79.9	-40.3	Peak	Horizontal
	8269.0	8.1	35.1	43.2	74.0	-30.8	Peak	Horizontal
*	9755.4	11.4	34.4	45.8	79.9	-34.1	Peak	Horizontal
	4842.0	2.7	40.4	43.1	74.0	-30.9	Peak	Vertical
*	6245.4	4.7	35.0	39.7	79.9	-40.2	Peak	Vertical
	8253.6	8.1	35.6	43.7	74.0	-30.3	Peak	Vertical
*	9753.8	11.4	34.5	45.9	79.9	-34.0	Peak	Vertical

Note 1: "*" is not in restricted band, its limit is 30dBc of the fundamental emission level (109.9dBμV/m).

Note 2: Measure Level (dBμV/m) = Reading Level (dBμV) + Factor (dB)

Factor (dB) = Cable Loss (dB) + Antenna Factor (dB/m) – Pre_Amplifier Gain (dB)

Test Mode:	802.11n-HT40 Ant 0	Test Site:	AC1
Test Channel:	06	Test Engineer:	Roy Cheng
Remark:	1. Average measurement was not performed if peak level lower than average limit. 2. Other frequency was 20dB below limit line within 1-18GHz, there is not show in the report.		

Mark	Frequency (MHz)	Reading Level (dBμV)	Factor (dB)	Measure Level (dBμV/m)	Limit (dBμV/m)	Margin (dB)	Detector	Polarization
	4876.0	2.7	56.7	59.4	74.0	-14.6	Peak	Horizontal
	4881.6	2.7	42.9	45.6	54.0	-8.4	Average	Horizontal
*	6147.6	4.5	35.4	39.9	84.1	-44.2	Peak	Horizontal
	8246.9	8.1	35.3	43.4	74.0	-30.6	Peak	Horizontal
*	9763.6	11.4	33.4	44.8	84.1	-39.3	Peak	Horizontal
	4867.5	2.7	60.4	63.1	74.0	-10.9	Peak	Vertical
	4868.0	2.7	46.3	49.0	54.0	-5.0	Average	Vertical
*	6153.3	4.6	35.1	39.7	84.1	-44.4	Peak	Vertical
	8243.7	8.1	35.2	43.3	74.0	-30.7	Peak	Vertical
*	9763.9	11.4	35.4	46.8	84.1	-37.3	Peak	Vertical

Note 1: "*" is not in restricted band, its limit is 30dBc of the fundamental emission level (114.1dBμV/m).

Note 2: Measure Level (dBμV/m) = Reading Level (dBμV) + Factor (dB)

Factor (dB) = Cable Loss (dB) + Antenna Factor (dB/m) – Pre_Amplifier Gain (dB)

Test Mode:	802.11n-HT40 Ant 0	Test Site:	AC1
Test Channel:	09	Test Engineer:	Roy Cheng
Remark:	1. Average measurement was not performed if peak level lower than average limit. 2. Other frequency was 20dB below limit line within 1-18GHz, there is not show in the report.		

Mark	Frequency (MHz)	Reading Level (dBμV)	Factor (dB)	Measure Level (dBμV/m)	Limit (dBμV/m)	Margin (dB)	Detector	Polarization
	4953.3	2.9	35.9	38.8	74.0	-35.2	Peak	Horizontal
*	6243.9	4.7	35.7	40.4	78.8	-38.4	Peak	Horizontal
	8463.3	8.2	35.3	43.5	74.0	-30.5	Peak	Horizontal
*	9853.4	11.6	33.9	45.5	78.8	-33.3	Peak	Horizontal
	4901.5	2.7	40.6	43.3	74.0	-30.7	Peak	Vertical
*	6243.7	4.7	35.4	40.1	78.8	-38.7	Peak	Vertical
	8473.4	8.3	35.2	43.5	74.0	-30.5	Peak	Vertical
*	9863.5	11.6	33.0	44.6	78.8	-34.2	Peak	Vertical

Note 1: "*" is not in restricted band, its limit is 30dBc of the fundamental emission level (108.8dBμV/m).

Note 2: Measure Level (dBμV/m) = Reading Level (dBμV) + Factor (dB)

Factor (dB) = Cable Loss (dB) + Antenna Factor (dB/m) – Pre_Amplifier Gain (dB)

Test Mode:	802.11n-HT20 Ant 0 + 1	Test Site:	AC1
Test Channel:	01	Test Engineer:	Roy Cheng
Remark:	1. Average measurement was not performed if peak level lower than average limit. 2. Other frequency was 20dB below limit line within 1-18GHz, there is not show in the report.		

Mark	Frequency (MHz)	Reading Level (dBμV)	Factor (dB)	Measure Level (dBμV/m)	Limit (dBμV/m)	Margin (dB)	Detector	Polarization
	4825.0	2.7	46.5	49.2	74.0	-24.8	Peak	Horizontal
*	6024.4	4.2	36.0	40.2	86.3	-46.1	Peak	Horizontal
	8142.4	8.5	36.3	44.8	74.0	-29.2	Peak	Horizontal
*	9635.2	11.0	35.5	46.5	86.3	-39.8	Peak	Horizontal
	4823.9	2.7	50.4	53.1	54.0	-0.9	Average	Vertical
	4825.0	2.7	60.4	63.1	74.0	-10.9	Peak	Vertical
*	6045.3	4.1	36.6	40.7	86.3	-45.6	Peak	Vertical
	7715.0	8.0	38.9	46.9	74.0	-27.1	Peak	Vertical
*	9628.3	11.0	34.7	45.7	86.3	-40.6	Peak	Vertical

Note 1: "*" is not in restricted band, its limit is 30dBc of the fundamental emission level (116.3dBμV/m).

Note 2: Measure Level (dBμV/m) = Reading Level (dBμV) + Factor (dB)

Factor (dB) = Cable Loss (dB) + Antenna Factor (dB/m) – Pre_Amplifier Gain (dB)

Test Mode:	802.11n-HT20 Ant 0 + 1	Test Site:	AC1
Test Channel:	06	Test Engineer:	Roy Cheng
Remark:	1. Average measurement was not performed if peak level lower than average limit. 2. Other frequency was 20dB below limit line within 1-18GHz, there is not show in the report.		

Mark	Frequency (MHz)	Reading Level (dBμV)	Factor (dB)	Measure Level (dBμV/m)	Limit (dBμV/m)	Margin (dB)	Detector	Polarization
	4876.0	2.7	43.5	46.2	74.0	-27.8	Peak	Horizontal
*	6042.4	4.1	35.7	39.8	93.1	-53.3	Peak	Horizontal
	8246.4	8.1	36.1	44.2	74.0	-29.8	Peak	Horizontal
*	9643.3	11.0	35.5	46.5	93.1	-46.6	Peak	Horizontal
	4874.1	2.7	49.7	52.4	54.0	-1.6	Average	Vertical
	4876.0	2.7	57.1	59.8	74.0	-14.2	Peak	Vertical
*	6025.4	4.2	35.5	39.7	93.1	-53.4	Peak	Vertical
	8153.7	8.4	36.3	44.7	74.0	-29.3	Peak	Vertical
*	9653.3	11.0	34.1	45.1	93.1	-48.0	Peak	Vertical

Note 1: "*" is not in restricted band, its limit is 30dBc of the fundamental emission level (123.1dBμV/m).

Note 2: Measure Level (dBμV/m) = Reading Level (dBμV) + Factor (dB)

Factor (dB) = Cable Loss (dB) + Antenna Factor (dB/m) – Pre_Amplifier Gain (dB)

Test Mode:	802.11n-HT20 Ant 0 + 1	Test Site:	AC1
Test Channel:	11	Test Engineer:	Roy Cheng
Remark:	1. Average measurement was not performed if peak level lower than average limit. 2. Other frequency was 20dB below limit line within 1-18GHz, there is not show in the report.		

Mark	Frequency (MHz)	Reading Level (dBμV)	Factor (dB)	Measure Level (dBμV/m)	Limit (dBμV/m)	Margin (dB)	Detector	Polarization
	4927.0	2.8	46.3	49.1	74.0	-24.9	Peak	Horizontal
*	6125.4	4.4	35.2	39.6	85.4	-45.8	Peak	Horizontal
	8153.4	8.4	35.2	43.6	74.0	-30.4	Peak	Horizontal
*	9625.4	10.9	34.3	45.2	85.4	-40.2	Peak	Horizontal
	4923.9	2.8	50.6	53.4	54.0	-0.6	Average	Vertical
	4927.0	2.8	58.5	61.3	74.0	-12.7	Peak	Vertical
*	6025.4	4.2	35.5	39.7	85.4	-45.7	Peak	Vertical
	8153.5	8.4	36.1	44.5	74.0	-29.5	Peak	Vertical
*	9653.7	11.0	34.9	45.9	85.4	-39.5	Peak	Vertical

Note 1: "*" is not in restricted band, its limit is 30dBc of the fundamental emission level (115.4dBμV/m).

Note 2: Measure Level (dBμV/m) = Reading Level (dBμV) + Factor (dB)

Factor (dB) = Cable Loss (dB) + Antenna Factor (dB/m) – Pre_Amplifier Gain (dB)

Test Mode:	802.11n-HT40 Ant 0 + 1	Test Site:	AC1
Test Channel:	03	Test Engineer:	Roy Cheng
Remark:	1. Average measurement was not performed if peak level lower than average limit. 2. Other frequency was 20dB below limit line within 1-18GHz, there is not show in the report.		

Mark	Frequency (MHz)	Reading Level (dBμV)	Factor (dB)	Measure Level (dBμV/m)	Limit (dBμV/m)	Margin (dB)	Detector	Polarization
	2.7	2.7	38.1	40.8	74.0	-33.2	Peak	Horizontal
*	4.2	4.2	35.4	39.6	80.3	-40.7	Peak	Horizontal
	8.4	8.5	36.7	45.2	74.0	-28.8	Peak	Horizontal
*	11.0	11.0	34.9	45.9	80.3	-34.4	Peak	Horizontal
	2.7	2.7	48.3	51.0	74.0	-23.0	Peak	Vertical
*	4.2	4.7	35.4	40.1	80.3	-40.2	Peak	Vertical
	8.5	8.5	36.6	45.1	74.0	-28.9	Peak	Vertical
*	11.0	11.0	34.4	45.4	80.3	-34.9	Peak	Vertical

Note 1: "*" is not in restricted band, its limit is 30dBc of the fundamental emission level (110.3dBμV/m).

Note 2: Measure Level (dBμV/m) = Reading Level (dBμV) + Factor (dB)

Factor (dB) = Cable Loss (dB) + Antenna Factor (dB/m) – Pre_Amplifier Gain (dB)

Test Mode:	802.11n-HT40 Ant 0 + 1	Test Site:	AC1
Test Channel:	06	Test Engineer:	Roy Cheng
Remark:	1. Average measurement was not performed if peak level lower than average limit. 2. Other frequency was 20dB below limit line within 1-18GHz, there is not show in the report.		

Mark	Frequency (MHz)	Reading Level (dBμV)	Factor (dB)	Measure Level (dBμV/m)	Limit (dBμV/m)	Margin (dB)	Detector	Polarization
	4867.5	2.7	52.5	55.2	74.0	-18.8	Peak	Horizontal
	4873.7	2.7	39.3	42.0	54.0	-12.0	Average	Horizontal
*	6042.4	4.1	36.0	40.1	89.4	-49.3	Peak	Horizontal
	8173.4	8.4	36.3	44.7	74.0	-29.3	Peak	Horizontal
*	9247.9	10.2	36.3	46.5	89.4	-42.9	Peak	Horizontal
	4875.5	2.7	49.9	52.6	54.0	-1.4	Average	Vertical
	4876.0	2.7	63.6	66.3	74.0	-7.7	Peak	Vertical
*	6045.4	4.1	35.5	39.6	89.4	-49.8	Peak	Vertical
	8147.6	8.5	36.9	45.4	74.0	-28.6	Peak	Vertical
*	9653.6	11.0	34.0	45.0	89.4	-44.4	Peak	Vertical

Note 1: "*" is not in restricted band, its limit is 30dBc of the fundamental emission level (119.4dBμV/m).

Note 2: Measure Level (dBμV/m) = Reading Level (dBμV) + Factor (dB)

Factor (dB) = Cable Loss (dB) + Antenna Factor (dB/m) – Pre_Amplifier Gain (dB)

Test Mode:	802.11n-HT40 Ant 0 + 1	Test Site:	AC1
Test Channel:	09	Test Engineer:	Roy Cheng
Remark:	1. Average measurement was not performed if peak level lower than average limit. 2. Other frequency was 20dB below limit line within 1-18GHz, there is not show in the report.		

Mark	Frequency (MHz)	Reading Level (dBμV)	Factor (dB)	Measure Level (dBμV/m)	Limit (dBμV/m)	Margin (dB)	Detector	Polarization
	4731.5	3.0	38.5	41.5	74.0	-32.5	Peak	Horizontal
*	6024.4	4.1	35.2	39.3	78.9	-39.6	Peak	Horizontal
	8247.6	8.1	36.1	44.2	74.0	-29.8	Peak	Horizontal
*	9623.7	11.0	34.3	45.3	78.9	-33.6	Peak	Horizontal
	4910.0	2.8	40.6	43.4	74.0	-30.6	Peak	Vertical
*	6215.5	4.6	35.5	40.1	78.9	-38.8	Peak	Vertical
	8235.5	8.5	35.7	44.2	74.0	-29.8	Peak	Vertical
*	9653.2	11.0	34.5	45.5	78.9	-33.4	Peak	Vertical

Note 1: "*" is not in restricted band, its limit is 30dBc of the fundamental emission level (108.9dBμV/m).

Note 2: Measure Level (dBμV/m) = Reading Level (dBμV) + Factor (dB)

Factor (dB) = Cable Loss (dB) + Antenna Factor (dB/m) – Pre_Amplifier Gain (dB)

Test Mode:	802.11n-HT20 Ant 0 + 1 + 2	Test Site:	AC1
Test Channel:	01	Test Engineer:	Roy Cheng
Remark:	1. Average measurement was not performed if peak level lower than average limit. 2. Other frequency was 20dB below limit line within 1-18GHz, there is not show in the report.		

Mark	Frequency (MHz)	Reading Level (dBμV)	Factor (dB)	Measure Level (dBμV/m)	Limit (dBμV/m)	Margin (dB)	Detector	Polarization
	4824.0	2.4	51.1	53.5	54.0	-0.5	Average	Horizontal
	4825.0	2.7	52.9	55.6	74.0	-18.4	Peak	Horizontal
*	6025.4	4.2	36.3	40.5	88.9	-48.4	Peak	Horizontal
	8146.4	8.5	36.3	44.8	74.0	-29.2	Peak	Horizontal
*	9653.2	11.0	35.7	46.7	88.9	-42.2	Peak	Horizontal
	4824.0	2.7	48.9	51.6	54.0	-2.4	Average	Vertical
	4825.0	2.7	50.9	53.6	74.0	-20.4	Peak	Vertical
*	6142.4	4.5	35.6	40.1	88.9	-48.8	Peak	Vertical
	8142.4	8.5	35.9	44.4	74.0	-29.6	Peak	Vertical
*	9653.3	11.0	34.1	45.1	88.9	-43.8	Peak	Vertical

Note 1: "*" is not in restricted band, its limit is 30dBc of the fundamental emission level (118.9dBμV/m).

Note 2: Measure Level (dBμV/m) = Reading Level (dBμV) + Factor (dB)

Factor (dB) = Cable Loss (dB) + Antenna Factor (dB/m) – Pre_Amplifier Gain (dB)

Test Mode:	802.11n-HT20 Ant 0 + 1 + 2	Test Site:	AC1
Test Channel:	06	Test Engineer:	Roy Cheng
Remark:	1. Average measurement was not performed if peak level lower than average limit. 2. Other frequency was 20dB below limit line within 1-18GHz, there is not show in the report.		

Mark	Frequency (MHz)	Reading Level (dBμV)	Factor (dB)	Measure Level (dBμV/m)	Limit (dBμV/m)	Margin (dB)	Detector	Polarization
	4874.0	2.7	50.1	52.8	54.0	-1.2	Average	Horizontal
	4876.0	2.7	51.8	54.5	74.0	-19.5	Peak	Horizontal
*	6024.9	4.2	35.9	40.1	94.2	-54.1	Peak	Horizontal
	8147.6	8.5	36.2	44.7	74.0	-29.3	Peak	Horizontal
*	9625.4	10.9	35.0	45.9	94.2	-48.3	Peak	Horizontal
	4873.9	2.7	46.8	49.5	54.0	-4.5	Average	Vertical
	4876.0	2.7	47.4	50.1	74.0	-23.9	Peak	Vertical
*	6142.8	4.5	35.9	40.4	94.2	-53.8	Peak	Vertical
	8247.9	8.1	35.6	43.7	74.0	-30.3	Peak	Vertical
*	9653.6	11.0	34.9	45.9	94.2	-48.3	Peak	Vertical

Note 1: "*" is not in restricted band, its limit is 30dBc of the fundamental emission level (124.2dBμV/m).

Note 2: Measure Level (dBμV/m) = Reading Level (dBμV) + Factor (dB)

Factor (dB) = Cable Loss (dB) + Antenna Factor (dB/m) – Pre_Amplifier Gain (dB)

Test Mode:	802.11n-HT20 Ant 0 + 1 + 2	Test Site:	AC1
Test Channel:	11	Test Engineer:	Roy Cheng
Remark:	1. Average measurement was not performed if peak level lower than average limit. 2. Other frequency was 20dB below limit line within 1-18GHz, there is not show in the report.		

Mark	Frequency (MHz)	Reading Level (dBμV)	Factor (dB)	Measure Level (dBμV/m)	Limit (dBμV/m)	Margin (dB)	Detector	Polarization
	4923.9	2.4	50.9	53.3	54.0	-0.7	Average	Horizontal
	4927.0	2.8	52.9	55.7	74.0	-18.3	Peak	Horizontal
*	6042.4	4.1	36.1	40.2	89.0	-48.8	Peak	Horizontal
	8143.7	8.5	35.2	43.7	74.0	-30.3	Peak	Horizontal
*	9657.9	11.0	34.2	45.2	89.0	-43.8	Peak	Horizontal
	4924.0	2.8	46.2	49.0	54.0	-5.0	Average	Vertical
	4927.0	2.8	48.7	51.5	74.0	-22.5	Peak	Vertical
*	6053.4	4.1	35.4	39.5	89.0	-49.5	Peak	Vertical
	8143.7	8.5	35.2	43.7	74.0	-30.3	Peak	Vertical
*	9653.4	11.0	34.2	45.2	89.0	-43.8	Peak	Vertical

Note 1: "*" is not in restricted band, its limit is 30dBc of the fundamental emission level (119.0dBμV/m).

Note 2: Measure Level (dBμV/m) = Reading Level (dBμV) + Factor (dB)

Factor (dB) = Cable Loss (dB) + Antenna Factor (dB/m) – Pre_Amplifier Gain (dB)

Test Mode:	802.11n-HT40 Ant 0 + 1 + 2	Test Site:	AC1
Test Channel:	03	Test Engineer:	Roy Cheng
Remark:	1. Average measurement was not performed if peak level lower than average limit. 2. Other frequency was 20dB below limit line within 1-18GHz, there is not show in the report.		

Mark	Frequency (MHz)	Reading Level (dBμV)	Factor (dB)	Measure Level (dBμV/m)	Limit (dBμV/m)	Margin (dB)	Detector	Polarization
	4872.4	2.7	2.7	5.4	74.0	-68.6	Peak	Horizontal
*	6022.8	4.1	4.2	8.3	80.9	-72.6	Peak	Horizontal
	8165.9	8.5	8.4	16.9	74.0	-57.1	Peak	Horizontal
*	9626.7	11.0	11.0	22.0	80.9	-58.9	Peak	Horizontal
	4876.6	2.7	2.7	5.4	74.0	-68.6	Peak	Vertical
*	6024.6	4.1	4.2	8.3	80.9	-72.6	Peak	Vertical
	8265.4	8.1	8.1	16.2	74.0	-57.8	Peak	Vertical
*	9654.9	11.0	11.0	22.0	80.9	-58.9	Peak	Vertical

Note 1: "*" is not in restricted band, its limit is 30dBc of the fundamental emission level (110.9dBμV/m).

Note 2: Measure Level (dBμV/m) = Reading Level (dBμV) + Factor (dB)

Factor (dB) = Cable Loss (dB) + Antenna Factor (dB/m) – Pre_Amplifier Gain (dB)

Test Mode:	802.11n-HT40 Ant 0 + 1 + 2	Test Site:	AC1
Test Channel:	06	Test Engineer:	Roy Cheng
Remark:	1. Average measurement was not performed if peak level lower than average limit. 2. Other frequency was 20dB below limit line within 1-18GHz, there is not show in the report.		

Mark	Frequency (MHz)	Reading Level (dBμV)	Factor (dB)	Measure Level (dBμV/m)	Limit (dBμV/m)	Margin (dB)	Detector	Polarization
	4874.0	2.7	49.8	52.5	54.0	-1.5	Average	Horizontal
	4876.0	2.7	64.8	67.5	74.0	-6.5	Peak	Horizontal
*	6024.4	4.2	36.5	40.7	84.7	-44.0	Peak	Horizontal
	8246.6	8.1	35.6	43.7	74.0	-30.3	Peak	Horizontal
*	9653.3	11.0	33.5	44.5	84.7	-40.2	Peak	Horizontal
	4867.5	2.7	63.8	66.5	74.0	-7.5	Average	Vertical
	4872.5	2.7	48.1	50.8	54.0	-3.2	Peak	Vertical
*	6024.4	4.2	35.1	39.3	84.7	-45.4	Peak	Vertical
	8143.6	8.5	35.4	43.9	74.0	-30.1	Peak	Vertical
*	9653.2	11.0	34.1	45.1	84.7	-39.6	Peak	Vertical

Note 1: "*" is not in restricted band, its limit is 30dBc of the fundamental emission level (114.7dBμV/m).

Note 2: Measure Level (dBμV/m) = Reading Level (dBμV) + Factor (dB)

Factor (dB) = Cable Loss (dB) + Antenna Factor (dB/m) – Pre_Amplifier Gain (dB)

Test Mode:	802.11n-HT40 Ant 0 + 1 + 2	Test Site:	AC1
Test Channel:	09	Test Engineer:	Roy Cheng
Remark:	1. Average measurement was not performed if peak level lower than average limit. 2. Other frequency was 20dB below limit line within 1-18GHz, there is not show in the report.		

Mark	Frequency (MHz)	Reading Level (dBμV)	Factor (dB)	Measure Level (dBμV/m)	Limit (dBμV/m)	Margin (dB)	Detector	Polarization
	4927.0	2.8	45.0	47.8	74.0	-26.2	Peak	Horizontal
*	6235.2	4.1	36.2	40.3	79.3	-39.0	Peak	Horizontal
	8406.4	8.5	34.6	43.1	74.0	-30.9	Peak	Horizontal
*	9652.4	11.0	33.8	44.8	79.3	-34.5	Peak	Horizontal
	4918.5	2.8	38.5	41.3	74.0	-32.7	Peak	Vertical
*	6025.4	4.1	34.9	39.0	79.3	-40.3	Peak	Vertical
	8263.5	8.1	34.6	42.7	74.0	-31.3	Peak	Vertical
*	9675.1	11.3	33.4	44.7	79.3	-34.6	Peak	Vertical

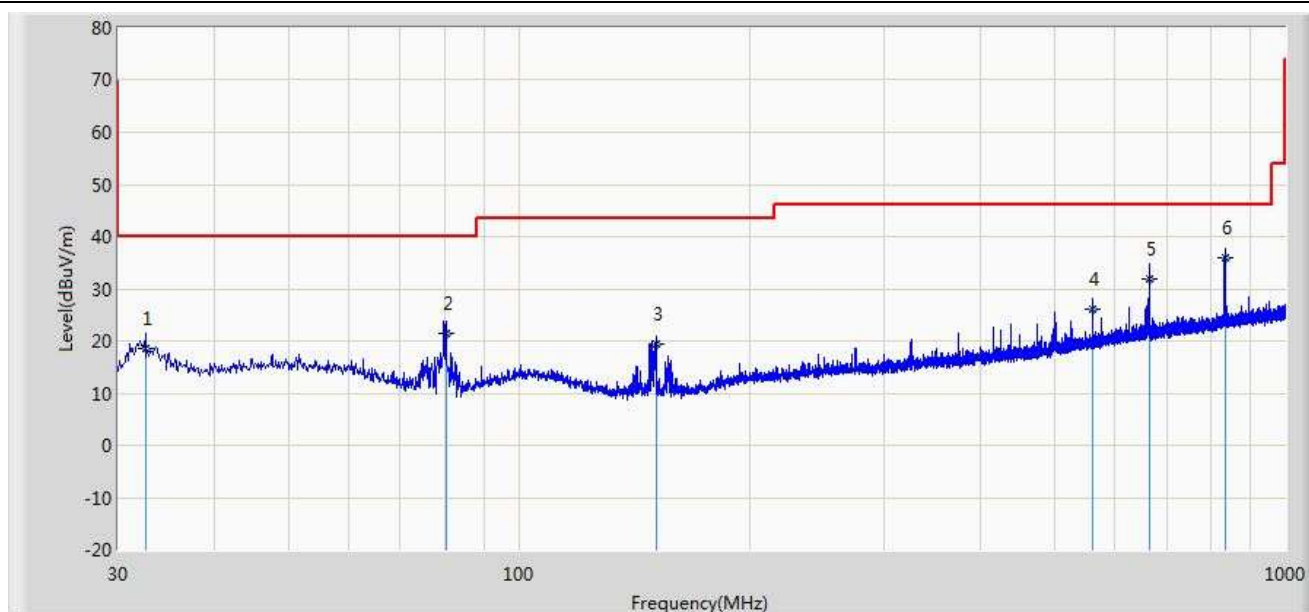
Note 1: "*" is not in restricted band, its limit is 30dBc of the fundamental emission level (109.3dBμV/m).

Note 2: Measure Level (dBμV/m) = Reading Level (dBμV) + Factor (dB)

Factor (dB) = Cable Loss (dB) + Antenna Factor (dB/m) – Pre_Amplifier Gain (dB)

The worst case of Radiated Emission below 1GHz:

Site: AC1	Time: 2015/04/10 - 13:49
Limit: FCC_Part15.209_RE(3m)	Engineer: Jame Yuan
Probe: VULB9162_0.03-8GHz	Polarity: Horizontal
EUT: 802.11ac Dual Band Module	Power: AC 120V/60Hz
Worse Case Mode: Transmit by 802.11g at channel 2437MHz	

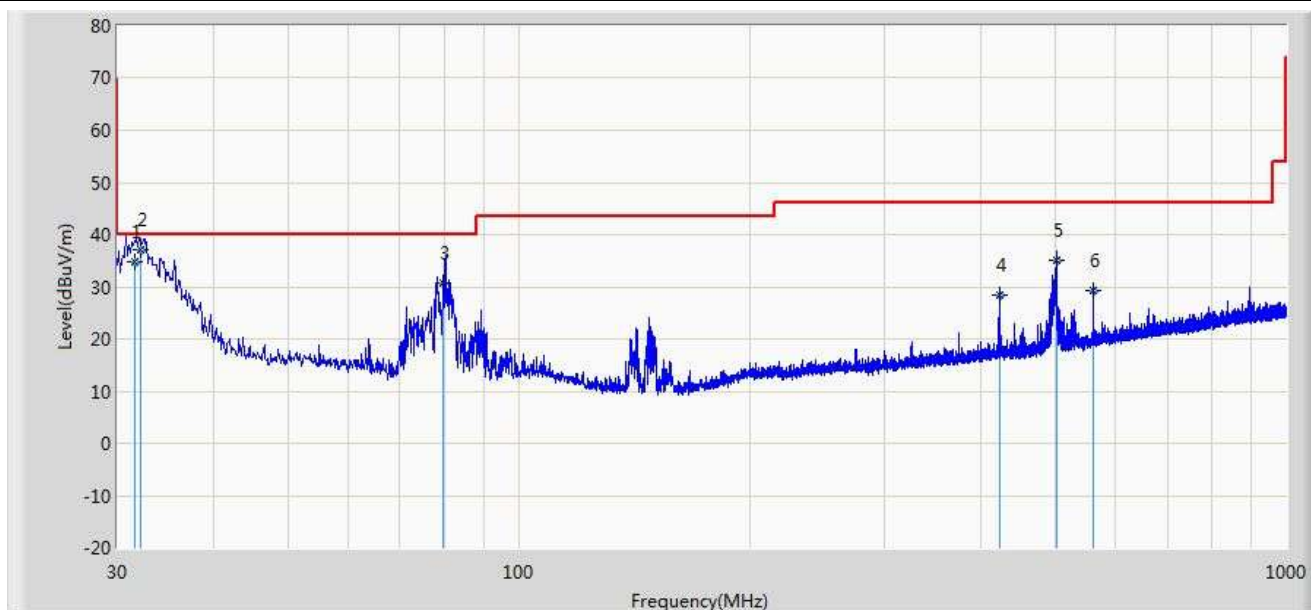


No	Flag	Mark	Frequency (MHz)	Measure Level (dBuV/m)	Reading Level (dBuV)	Over Limit (dB)	Limit (dBuV/m)	Factor (dB)	Type
1			32.562	18.410	5.930	-21.590	40.000	12.480	QP
2			80.400	21.477	12.060	-18.523	40.000	9.417	QP
3			151.120	19.352	9.870	-24.148	43.500	9.481	QP
4			560.020	26.059	6.810	-19.941	46.000	19.248	QP
5			664.200	31.889	11.060	-14.111	46.000	20.829	QP
6		*	834.080	35.816	12.580	-10.184	46.000	23.236	QP

Note: Measure Level (dBuV/m) = Reading Level (dBuV) + Factor (dB)

Factor (dB) = Cable Loss (dB) + Antenna Factor (dB/m)

Site: AC1	Time: 2015/04/10 - 13:49
Limit: FCC_Part15.209_RE(3m)	Engineer: Jame Yuan
Probe: VULB9162_0.03-8GHz	Polarity: Vertical
EUT: 802.11ac Dual Band Module	Power: AC 120V/60Hz
Worse Case Mode: Transmit by 802.11g at channel 2437MHz	

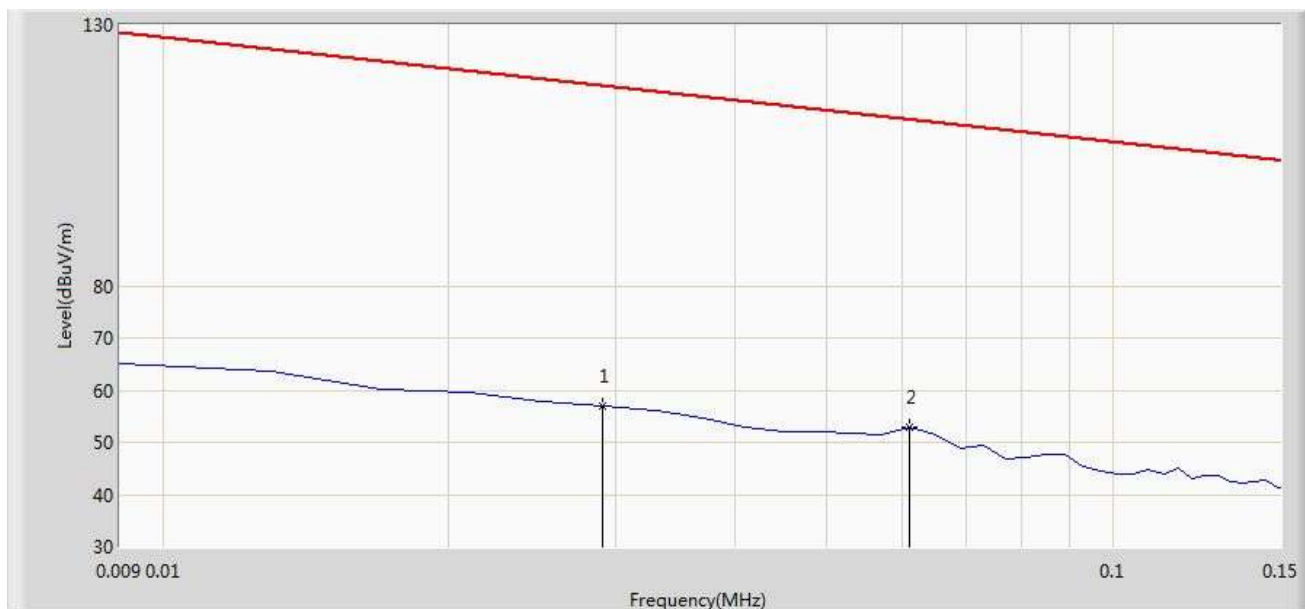


No	Flag	Mark	Frequency (MHz)	Measure Level (dBuV/m)	Reading Level (dBuV)	Over Limit (dB)	Limit (dBuV/m)	Factor (dB)	Type
1			31.586	34.905	22.600	-5.095	40.000	12.305	QP
2		*	32.200	37.015	24.600	-2.985	40.000	12.415	QP
3			79.820	30.736	21.400	-9.264	40.000	9.336	QP
4			422.806	28.298	11.320	-17.702	46.000	16.978	QP
5			501.508	35.168	16.920	-10.832	46.000	18.248	QP
6			559.994	29.298	10.050	-16.702	46.000	19.248	QP

Note: Measure Level (dBuV/m) = Reading Level (dBuV) + Factor (dB)

Factor (dB) = Cable Loss (dB) + Antenna Factor (dB/m)

Site: AC1	Time: 2015/04/10 - 18:12
Limit: FCC_Part15.209_RE(3m)	Engineer: Roy Cheng
Probe: FMZB1519_0.009-30MHz	Polarity: Face on
EUT: 802.11ac Dual Band Module	Power: AC 120V/60Hz
Note: There is the ambient noise within frequency range 9kHz~30MHz.	

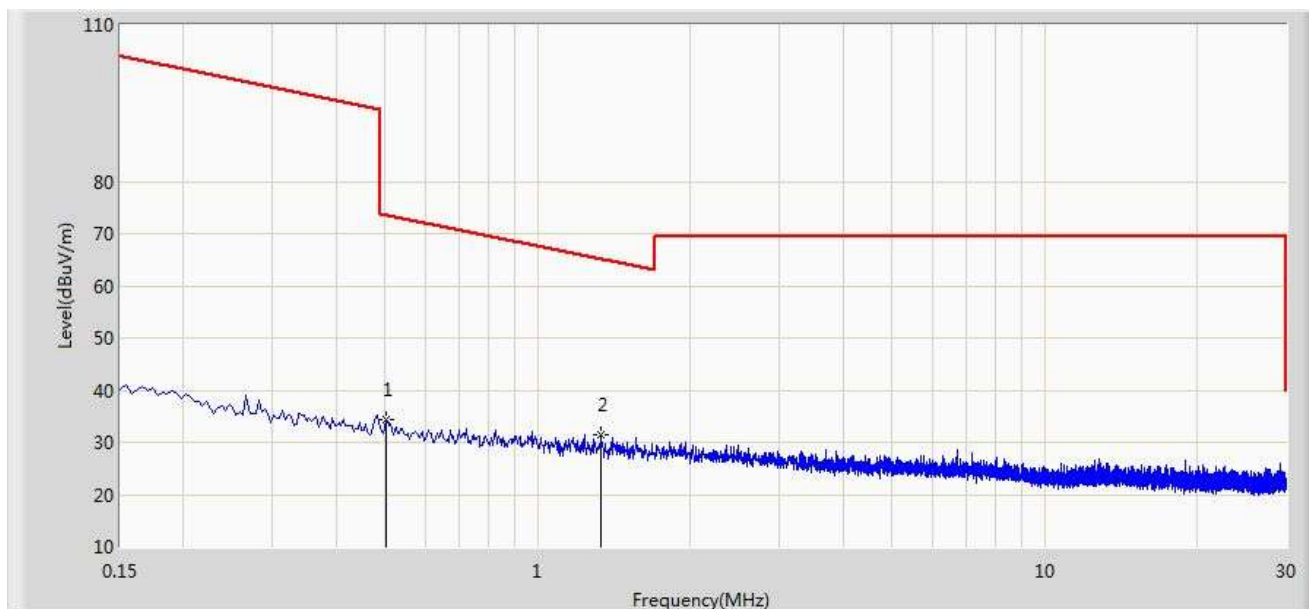


No	Flag	Mark	Frequency (MHz)	Measure Level (dBuV/m)	Reading Level (dBuV)	Over Limit (dB)	Limit (dBuV/m)	Factor (dB)	Type
1			0.029	56.893	35.844	-61.449	118.342	21.049	QP
2		*	0.061	52.853	32.542	-59.034	111.887	20.311	QP

Note: Measure Level (dBuV/m) = Reading Level (dBuV) + Factor (dB)

Factor (dB) = Cable Loss (dB) + Antenna Factor (dB/m)

Site: AC1	Time: 2015/04/10 - 18:16
Limit: FCC_Part15.209_RE(3m)	Engineer: Roy Cheng
Probe: FMZB1519_0.009-30MHz	Polarity: Face on
EUT: 802.11ac Dual Band Module	Power: AC 120V/60Hz
Note: There is the ambient noise within frequency range 9kHz~30MHz.	

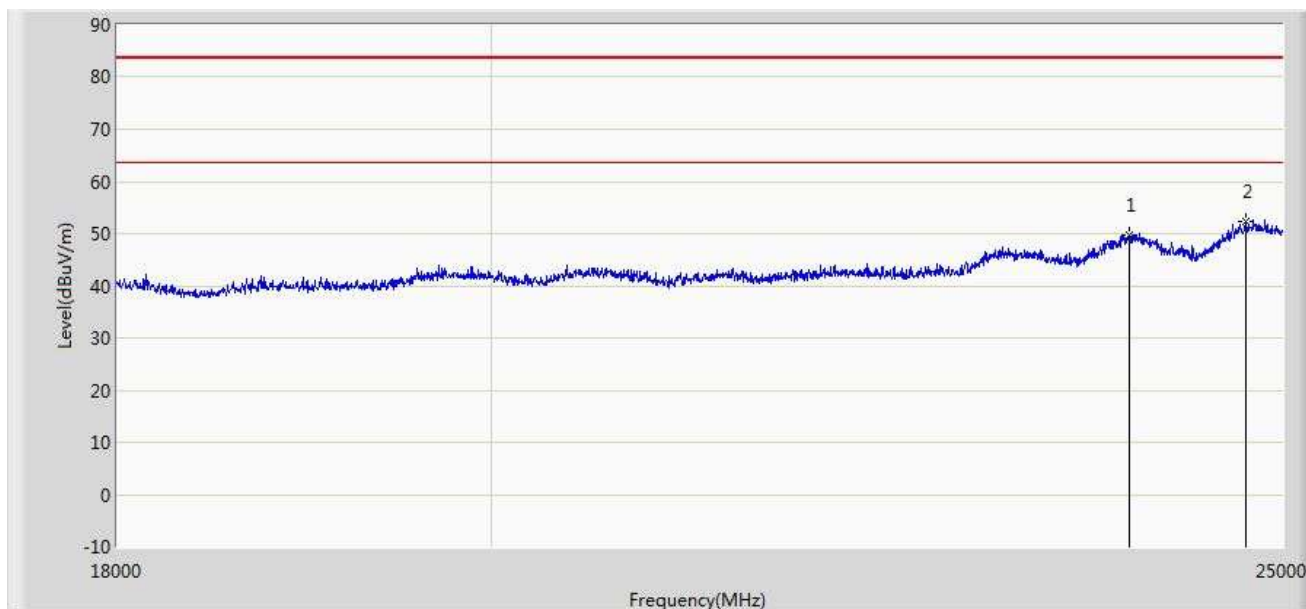


No	Flag	Mark	Frequency (MHz)	Measure Level (dBuV/m)	Reading Level (dBuV)	Over Limit (dB)	Limit (dBuV/m)	Factor (dB)	Type
1			0.502	34.370	13.947	-39.220	73.590	20.423	QP
2		*	1.334	31.595	11.104	-33.530	65.125	20.491	QP

Note: Measure Level (dBuV/m) = Reading Level (dBuV) + Factor (dB)

Factor (dB) = Cable Loss (dB) + Antenna Factor (dB/m)

Site: AC1	Time: 2015/04/10 - 21:20
Limit: FCC_Part15.209_RE(1m)	Engineer: Roy Cheng
Probe: BBHA9170_18-40GHz	Polarity: Horizontal
EUT: 802.11ac Dual Band Module	Power: AC 120V/60Hz
Note: There is the ambient noise within frequency range 18GHz~25GHz.	

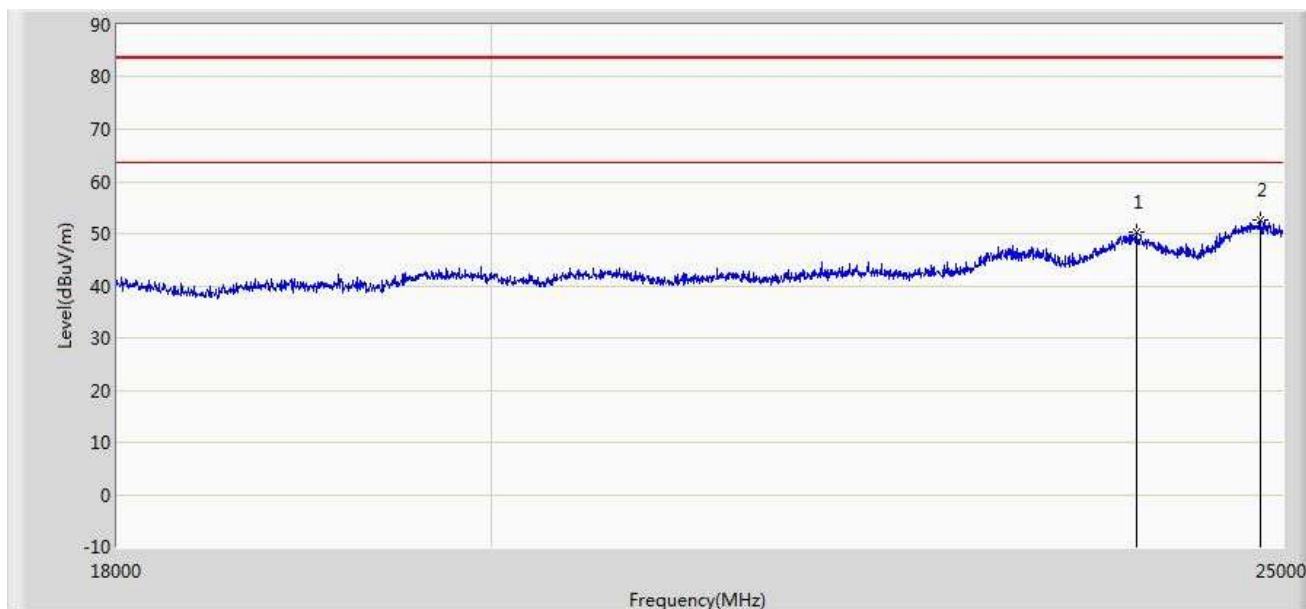


No	Flag	Mark	Frequency (MHz)	Measure Level (dBuV/m)	Reading Level (dBuV)	Over Limit (dB)	Limit (dBuV/m)	Factor (dB)	Type
1			23943.000	49.776	35.866	-33.724	83.500	13.910	PK
2		*	24741.000	52.375	37.681	-31.125	83.500	14.694	PK

Note: Measure Level (dBuV/m) = Reading Level (dBuV) + Factor (dB)

Factor (dB) = Cable Loss (dB) + Antenna Factor (dB/m) – Pre_Amplifier Gain (dB)

Site: AC1	Time: 2015/04/10 - 21:32
Limit: FCC_Part15.209_RE(1m)	Engineer: Roy Cheng
Probe: BBHA9170_18-40GHz	Polarity: Vertical
EUT: 802.11ac Dual Band Module	Power: AC 120V/60Hz
Note: There is the ambient noise within frequency range 18GHz~25GHz.	



No	Flag	Mark	Frequency (MHz)	Measure Level (dBuV/m)	Reading Level (dBuV)	Over Limit (dB)	Limit (dBuV/m)	Factor (dB)	Type
1			23999.000	50.379	36.435	-33.121	83.500	13.944	PK
2		*	24846.000	52.503	37.735	-30.997	83.500	14.768	PK

Note: Measure Level (dBuV/m) = Reading Level (dBuV) + Factor (dB)

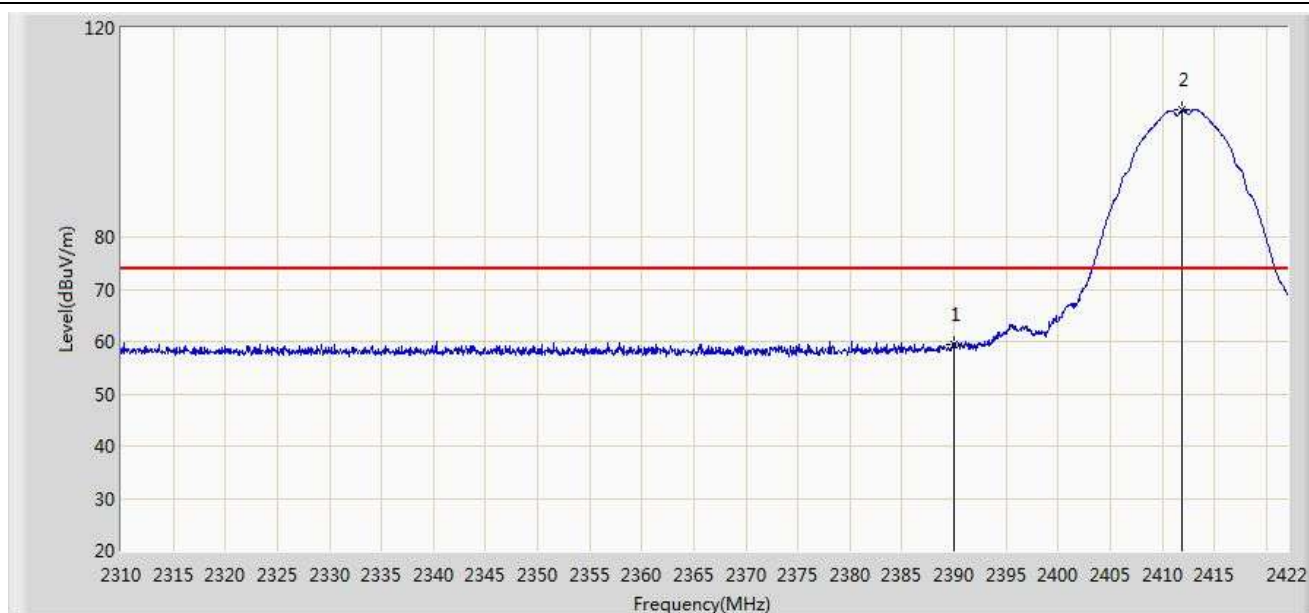
Factor (dB) = Cable Loss (dB) + Antenna Factor (dB/m) – Pre_Amplifier Gain (dB)

7.7. Radiated Restricted Band Edge Measurement

7.7.1. Test Result

Dipole Antenna 1#

Site: AC1	Time: 2015/04/22 - 09:51
Limit: FCC_Part15.209_RE(3m)	Engineer: Roy Cheng
Probe: BBHA9120D_1-18GHz	Polarity: Horizontal
EUT: 802.11ac Dual Band Module	Power: AC 120V/60Hz
Test Mode: Transmit at channel 2412MHz by 802.11b Ant 0	

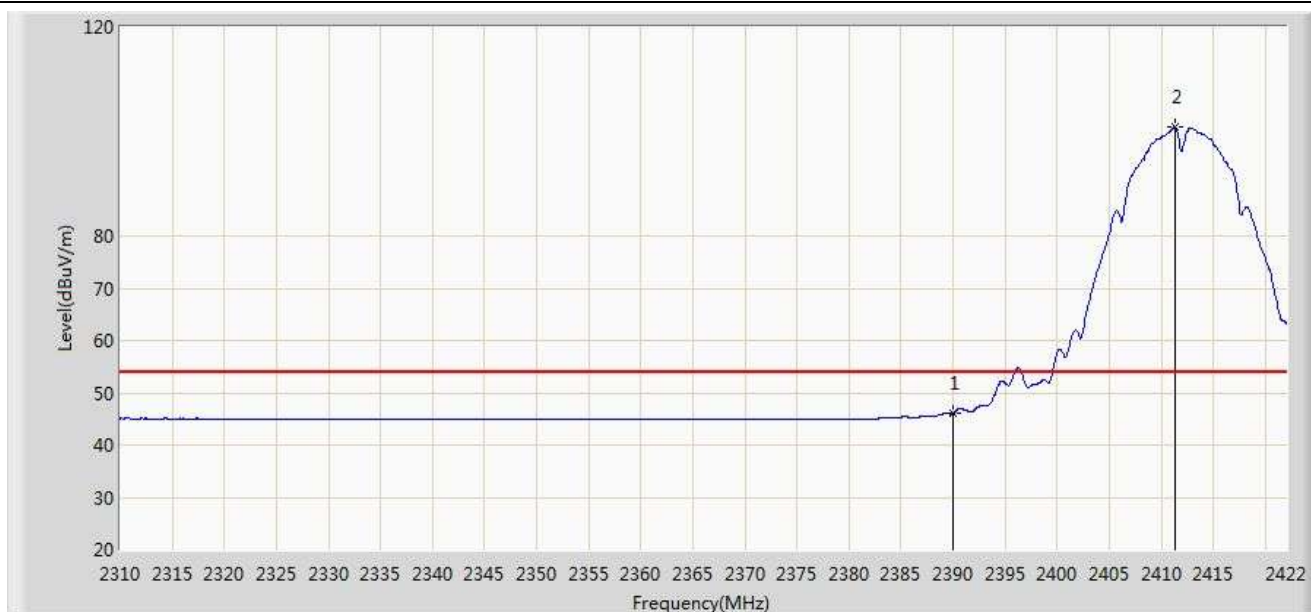


No	Flag	Mark	Frequency (MHz)	Measure Level (dBuV/m)	Reading Level (dBuV)	Over Limit (dB)	Limit (dBuV/m)	Factor (dB)	Type
1			2390.000	59.369	28.166	-14.631	74.000	31.203	PK
2		*	2411.920	104.364	73.194	N/A	N/A	31.170	PK

Note: Measure Level (dBuV/m) = Reading Level (dBuV) + Factor (dB)

Factor (dB) = Cable Loss (dB) + Antenna Factor (dB/m).

Site: AC1	Time: 2015/04/22 - 21:11
Limit: FCC_Part15.209_RE(3m)	Engineer: Roy Cheng
Probe: BBHA9120D_1-18GHz	Polarity: Horizontal
EUT: 802.11ac Dual Band Module	Power: AC 120V/60Hz
Test Mode: Transmit at channel 2412MHz by 802.11b Ant 0	

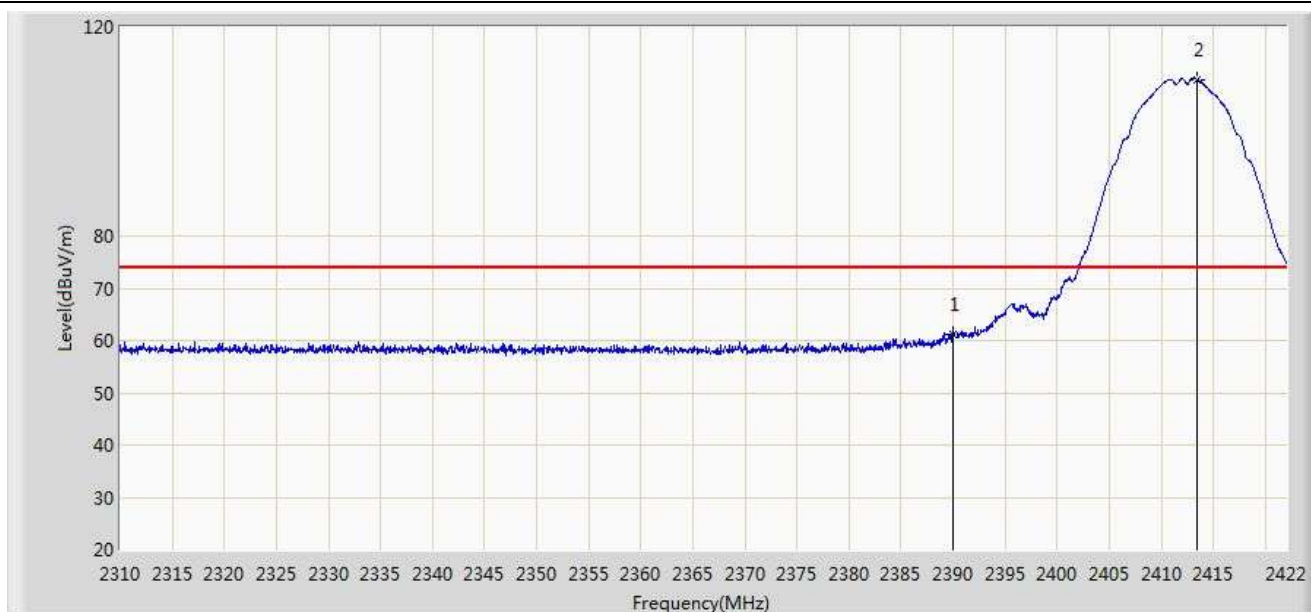


No	Flag	Mark	Frequency (MHz)	Measure Level (dBuV/m)	Reading Level (dBuV)	Over Limit (dB)	Limit (dBuV/m)	Factor (dB)	Type
1			2390.000	46.107	14.904	-7.893	54.000	31.203	AV
2		*	2411.304	100.780	69.609	N/A	N/A	31.171	AV

Note: Measure Level (dBμV/m) = Reading Level (dBμV) + Factor (dB)

Factor (dB) = Cable Loss (dB) + Antenna Factor (dB/m).

Site: AC1	Time: 2015/04/22 - 21:12
Limit: FCC_Part15.209_RE(3m)	Engineer: Roy Cheng
Probe: BBHA9120D_1-18GHz	Polarity: Vertical
EUT: 802.11ac Dual Band Module	Power: AC 120V/60Hz
Test Mode: Transmit at channel 2412MHz by 802.11b Ant 0	

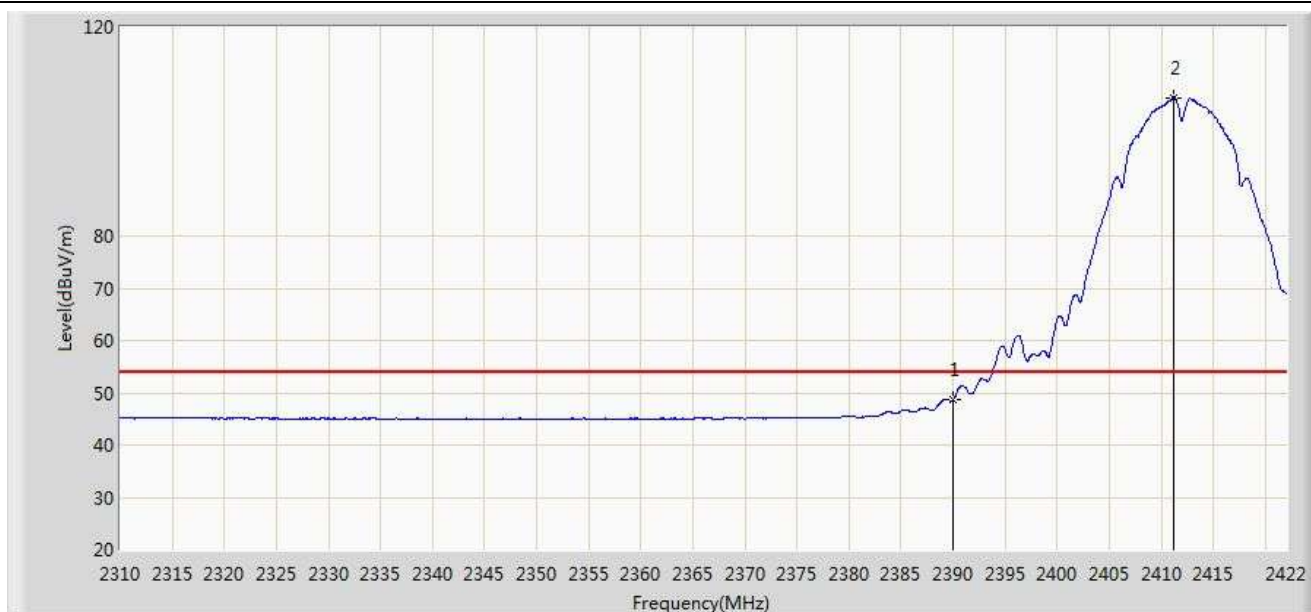


No	Flag	Mark	Frequency (MHz)	Measure Level (dBuV/m)	Reading Level (dBuV)	Over Limit (dB)	Limit (dBuV/m)	Factor (dB)	Type
1			2390.000	61.208	30.005	-12.792	74.000	31.203	PK
2		*	2413.432	109.936	78.769	N/A	N/A	31.168	PK

Note: Measure Level (dBμV/m) = Reading Level (dBμV) + Factor (dB)

Factor (dB) = Cable Loss (dB) + Antenna Factor (dB/m).

Site: AC1	Time: 2015/04/22 - 21:14
Limit: FCC_Part15.209_RE(3m)	Engineer: Roy Cheng
Probe: BBHA9120D_1-18GHz	Polarity: Vertical
EUT: 802.11ac Dual Band Module	Power: AC 120V/60Hz
Test Mode: Transmit at channel 2412MHz by 802.11b Ant 0	

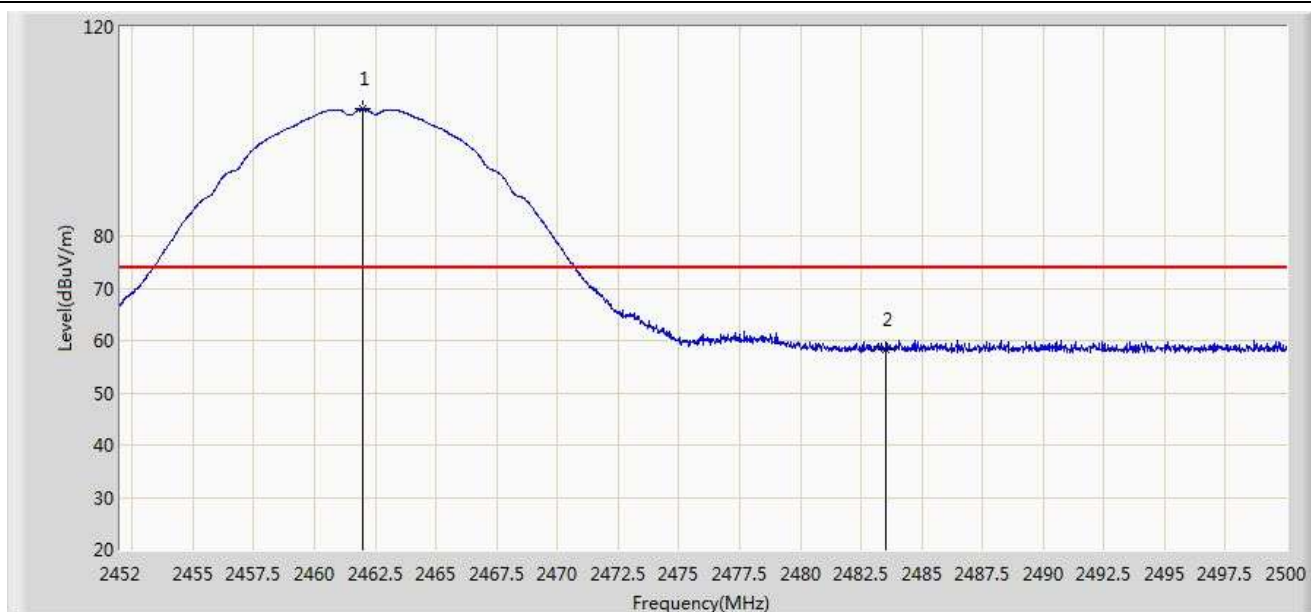


No	Flag	Mark	Frequency (MHz)	Measure Level (dBuV/m)	Reading Level (dBuV)	Over Limit (dB)	Limit (dBuV/m)	Factor (dB)	Type
1			2390.000	48.689	17.486	-5.311	54.000	31.203	AV
2		*	2411.136	106.518	75.347	N/A	N/A	31.171	AV

Note: Measure Level (dBμV/m) = Reading Level (dBμV) + Factor (dB)

Factor (dB) = Cable Loss (dB) + Antenna Factor (dB/m).

Site: AC1	Time: 2015/04/22 - 21:15
Limit: FCC_Part15.209_RE(3m)	Engineer: Roy Cheng
Probe: BBHA9120D_1-18GHz	Polarity: Horizontal
EUT: 802.11ac Dual Band Module	Power: AC 120V/60Hz
Test Mode: Transmit at channel 2462MHz by 802.11b Ant 0	



No	Flag	Mark	Frequency (MHz)	Measure Level (dBuV/m)	Reading Level (dBuV)	Over Limit (dB)	Limit (dBuV/m)	Factor (dB)	Type
1		*	2461.984	104.288	73.153	N/A	N/A	31.135	PK
2			2483.500	58.150	26.957	-15.850	74.000	31.194	PK

Note: Measure Level (dBμV/m) = Reading Level (dBμV) + Factor (dB)

Factor (dB) = Cable Loss (dB) + Antenna Factor (dB/m).

Site: AC1	Time: 2015/04/22 - 21:18
Limit: FCC_Part15.209_RE(3m)	Engineer: Roy Cheng
Probe: BBHA9120D_1-18GHz	Polarity: Horizontal
EUT: 802.11ac Dual Band Module	Power: AC 120V/60Hz
Test Mode: Transmit at channel 2462MHz by 802.11b Ant 0	



No	Flag	Mark	Frequency (MHz)	Measure Level (dBuV/m)	Reading Level (dBuV)	Over Limit (dB)	Limit (dBuV/m)	Factor (dB)	Type
1		*	2462.656	100.602	69.465	N/A	N/A	31.137	AV
2			2483.500	45.666	14.473	-8.334	54.000	31.194	AV

Note: Measure Level (dBμV/m) = Reading Level (dBμV) + Factor (dB)

Factor (dB) = Cable Loss (dB) + Antenna Factor (dB/m).

Site: AC1	Time: 2015/04/22 - 21:18
Limit: FCC_Part15.209_RE(3m)	Engineer: Roy Cheng
Probe: BBHA9120D_1-18GHz	Polarity: Vertical
EUT: 802.11ac Dual Band Module	Power: AC 120V/60Hz
Test Mode: Transmit at channel 2462MHz by 802.11b Ant 0	



No	Flag	Mark	Frequency (MHz)	Measure Level (dBuV/m)	Reading Level (dBuV)	Over Limit (dB)	Limit (dBuV/m)	Factor (dB)	Type
1		*	2461.912	110.984	79.849	N/A	N/A	31.135	PK
2			2483.500	60.810	29.617	-13.190	74.000	31.194	PK

Note: Measure Level (dBμV/m) = Reading Level (dBμV) + Factor (dB)

Factor (dB) = Cable Loss (dB) + Antenna Factor (dB/m).

Site: AC1	Time: 2015/04/22 - 21:20
Limit: FCC_Part15.209_RE(3m)	Engineer: Roy Cheng
Probe: BBHA9120D_1-18GHz	Polarity: Vertical
EUT: 802.11ac Dual Band Module	Power: AC 120V/60Hz
Test Mode: Transmit at channel 2462MHz by 802.11b Ant 0	

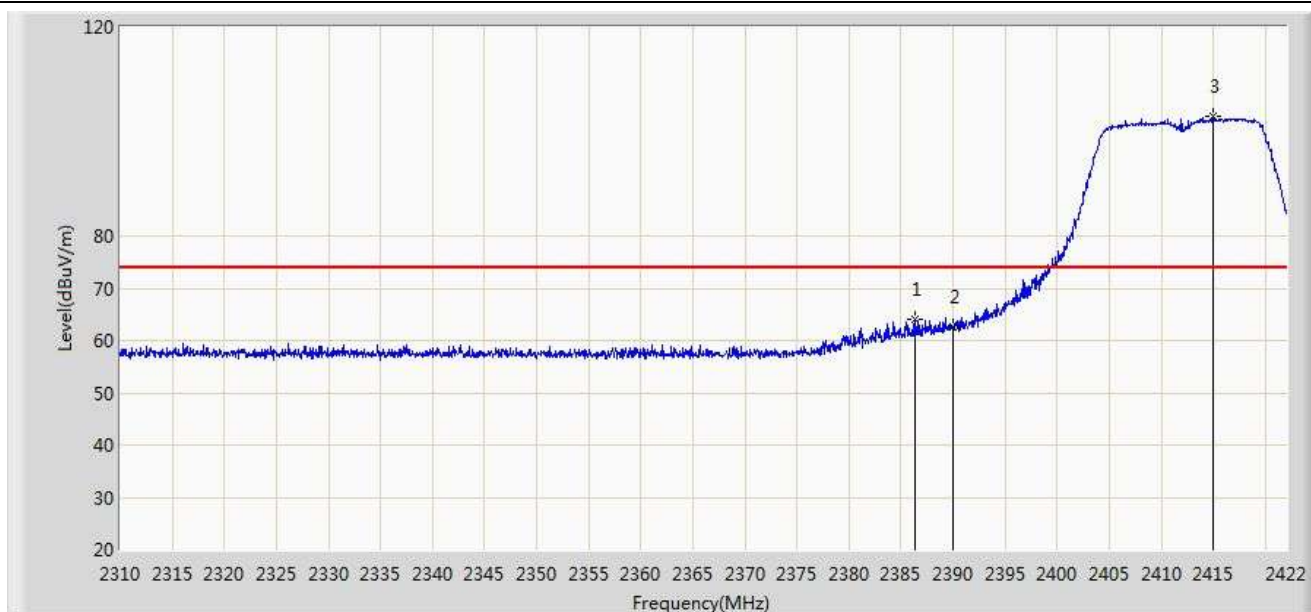


No	Flag	Mark	Frequency (MHz)	Measure Level (dBuV/m)	Reading Level (dBuV)	Over Limit (dB)	Limit (dBuV/m)	Factor (dB)	Type
1		*	2461.312	107.346	76.212	N/A	N/A	31.134	AV
2			2483.500	47.861	16.668	-6.139	54.000	31.194	AV

Note: Measure Level (dBμV/m) = Reading Level (dBμV) + Factor (dB)

Factor (dB) = Cable Loss (dB) + Antenna Factor (dB/m).

Site: AC1	Time: 2015/04/22 - 21:32
Limit: FCC_Part15.209_RE(3m)	Engineer: Roy Cheng
Probe: BBHA9120D_1-18GHz	Polarity: Horizontal
EUT: 802.11ac Dual Band Module	Power: AC 120V/60Hz
Test Mode: Transmit at channel 2412MHz by 802.11g Ant 0	

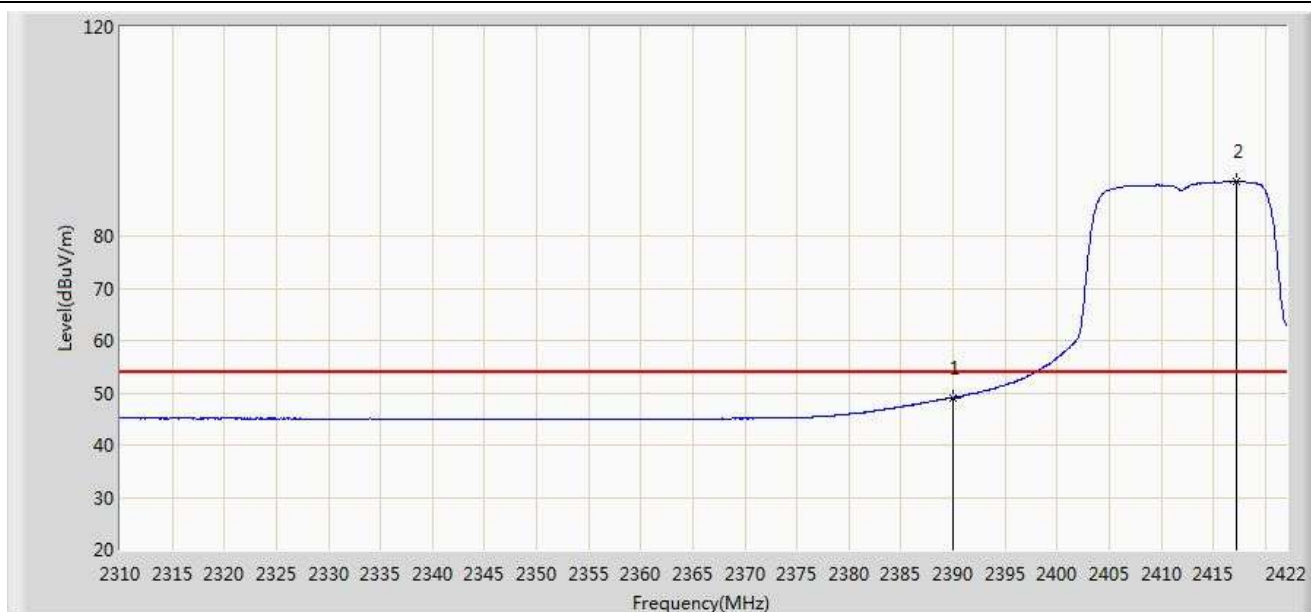


No	Flag	Mark	Frequency (MHz)	Measure Level (dBuV/m)	Reading Level (dBuV)	Over Limit (dB)	Limit (dBuV/m)	Factor (dB)	Type
1			2386.384	63.953	32.744	-10.047	74.000	31.209	PK
2			2390.000	62.621	31.418	-11.379	74.000	31.203	PK
3		*	2415.000	102.851	71.687	N/A	N/A	31.165	PK

Note: Measure Level (dBuV/m) = Reading Level (dBuV) + Factor (dB)

Factor (dB) = Cable Loss (dB) + Antenna Factor (dB/m).

Site: AC1	Time: 2015/04/22 - 21:32
Limit: FCC_Part15.209_RE(3m)	Engineer: Roy Cheng
Probe: BBHA9120D_1-18GHz	Polarity: Horizontal
EUT: 802.11ac Dual Band Module	Power: AC 120V/60Hz
Test Mode: Transmit at channel 2412MHz by 802.11g Ant 0	

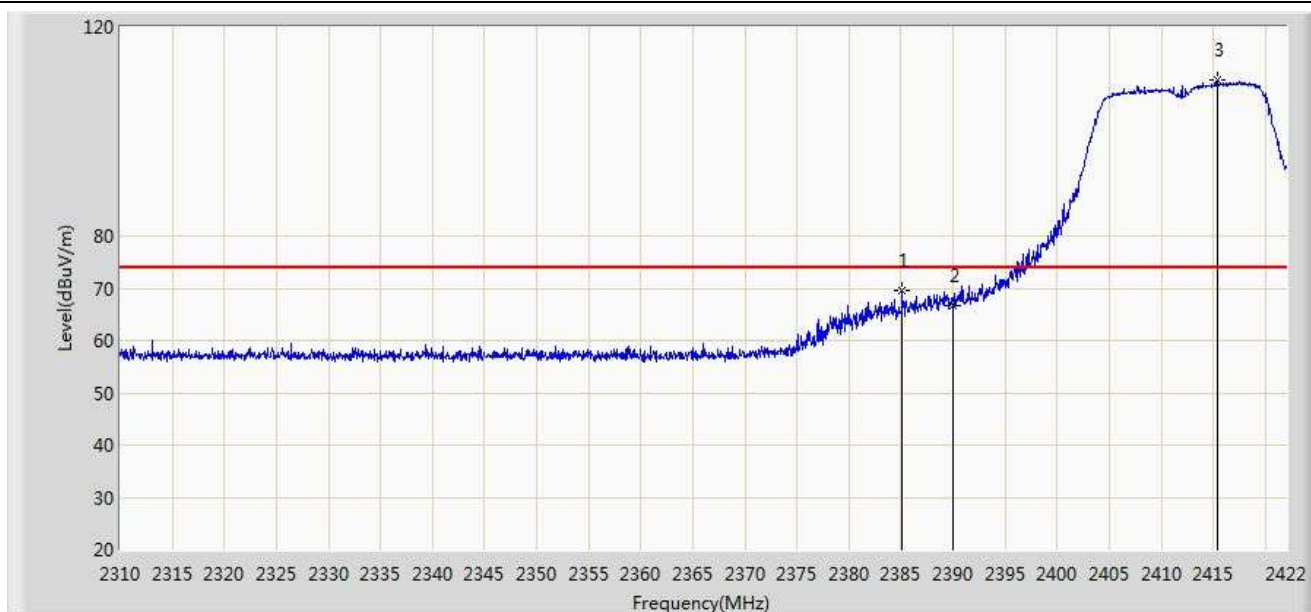


No	Flag	Mark	Frequency (MHz)	Measure Level (dBuV/m)	Reading Level (dBuV)	Over Limit (dB)	Limit (dBuV/m)	Factor (dB)	Type
1			2390.000	49.045	17.842	-4.955	54.000	31.203	AV
2		*	2417.296	90.370	59.210	N/A	N/A	31.160	AV

Note: Measure Level (dBμV/m) = Reading Level (dBμV) + Factor (dB)

Factor (dB) = Cable Loss (dB) + Antenna Factor (dB/m).

Site: AC1	Time: 2015/04/22 - 21:31
Limit: FCC_Part15.209_RE(3m)	Engineer: Roy Cheng
Probe: BBHA9120D_1-18GHz	Polarity: Vertical
EUT: 802.11ac Dual Band Module	Power: AC 120V/60Hz
Test Mode: Transmit at channel 2412MHz by 802.11g Ant 0	

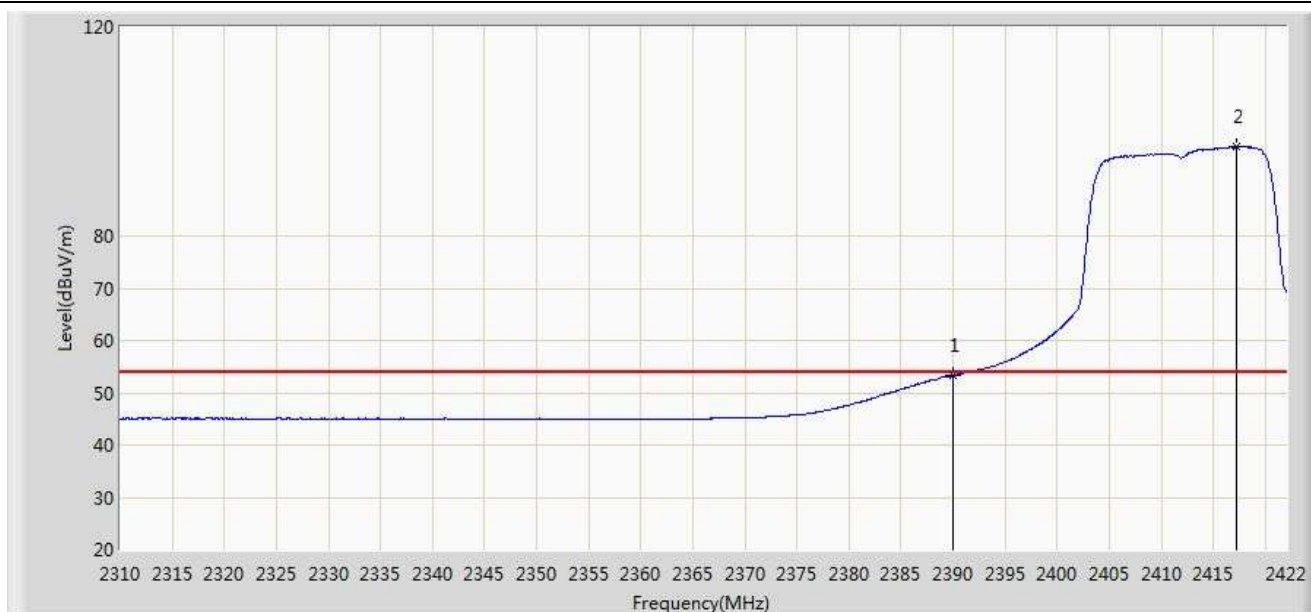


No	Flag	Mark	Frequency (MHz)	Measure Level (dBuV/m)	Reading Level (dBuV)	Over Limit (dB)	Limit (dBuV/m)	Factor (dB)	Type
1			2385.096	69.671	38.459	-4.329	74.000	31.212	PK
2			2390.000	66.776	35.573	-7.224	74.000	31.203	PK
3		*	2415.336	109.841	78.677	N/A	N/A	31.164	PK

Note: Measure Level (dBuV/m) = Reading Level (dBuV) + Factor (dB)

Factor (dB) = Cable Loss (dB) + Antenna Factor (dB/m).

Site: AC1	Time: 2015/04/22 - 21:31
Limit: FCC_Part15.209_RE(3m)	Engineer: Roy Cheng
Probe: BBHA9120D_1-18GHz	Polarity: Vertical
EUT: 802.11ac Dual Band Module	Power: AC 120V/60Hz
Test Mode: Transmit at channel 2412MHz by 802.11g Ant 0	

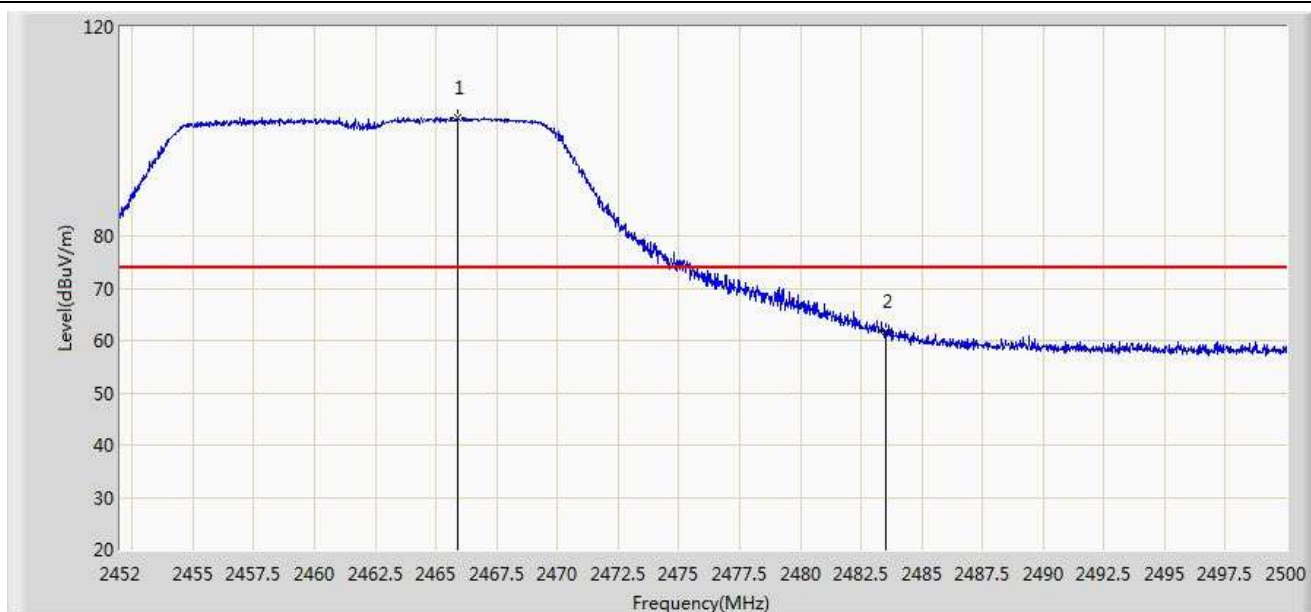


No	Flag	Mark	Frequency (MHz)	Measure Level (dBuV/m)	Reading Level (dBuV)	Over Limit (dB)	Limit (dBuV/m)	Factor (dB)	Type
1			2390.000	53.262	22.059	-0.738	54.000	31.203	AV
2		*	2417.240	96.999	65.838	N/A	N/A	31.160	AV

Note: Measure Level (dBμV/m) = Reading Level (dBμV) + Factor (dB)

Factor (dB) = Cable Loss (dB) + Antenna Factor (dB/m).

Site: AC1	Time: 2015/04/22 - 21:47
Limit: FCC_Part15.209_RE(3m)	Engineer: Roy Cheng
Probe: BBHA9120D_1-18GHz	Polarity: Horizontal
EUT: 802.11ac Dual Band Module	Power: AC 120V/60Hz
Test Mode: Transmit at channel 2462MHz by 802.11g Ant 0	

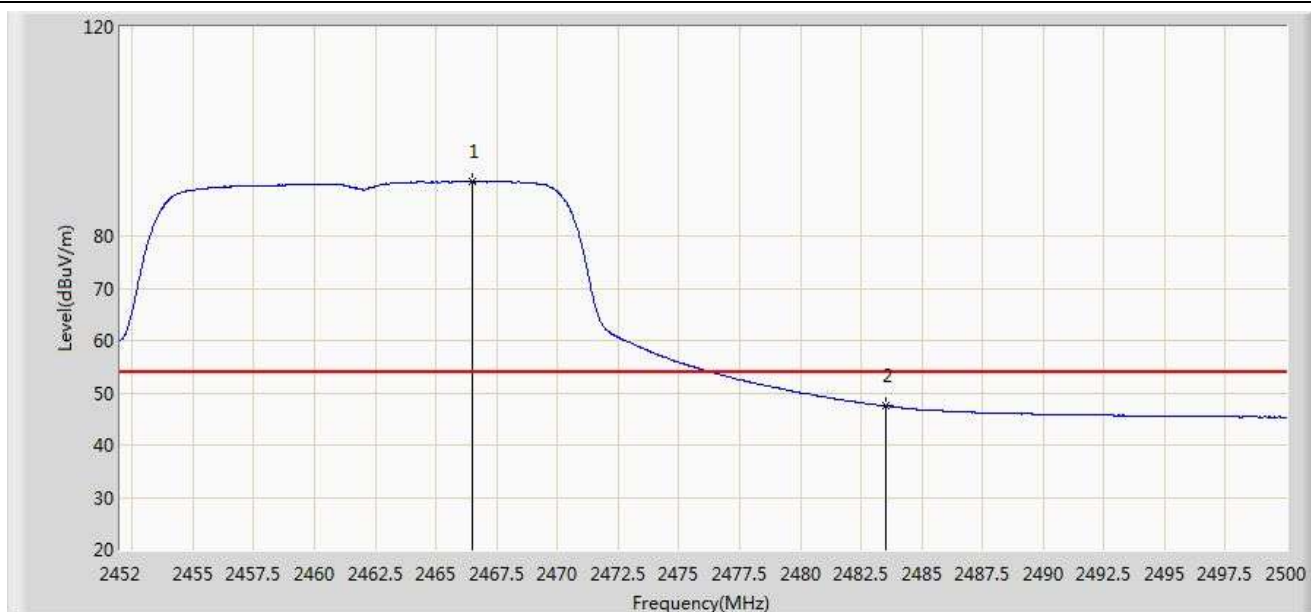


No	Flag	Mark	Frequency (MHz)	Measure Level (dBuV/m)	Reading Level (dBuV)	Over Limit (dB)	Limit (dBuV/m)	Factor (dB)	Type
1		*	2465.896	102.532	71.387	N/A	N/A	31.145	PK
2			2483.500	61.617	30.424	-12.383	74.000	31.194	PK

Note: Measure Level (dBuV/m) = Reading Level (dBuV) + Factor (dB)

Factor (dB) = Cable Loss (dB) + Antenna Factor (dB/m).

Site: AC1	Time: 2015/04/22 - 21:48
Limit: FCC_Part15.209_RE(3m)	Engineer: Roy Cheng
Probe: BBHA9120D_1-18GHz	Polarity: Horizontal
EUT: 802.11ac Dual Band Module	Power: AC 120V/60Hz
Test Mode: Transmit at channel 2462MHz by 802.11g Ant 0	

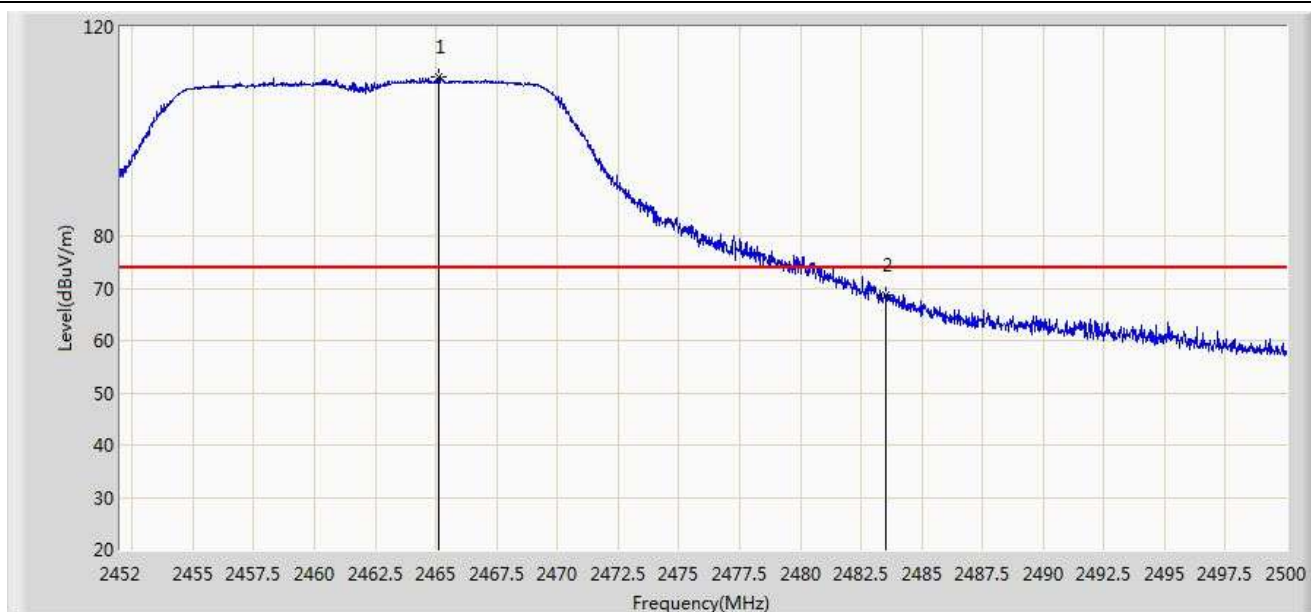


No	Flag	Mark	Frequency (MHz)	Measure Level (dBuV/m)	Reading Level (dBuV)	Over Limit (dB)	Limit (dBuV/m)	Factor (dB)	Type
1		*	2466.520	90.445	59.299	N/A	N/A	31.147	AV
2			2483.500	47.459	16.266	-6.541	54.000	31.194	AV

Note: Measure Level (dBμV/m) = Reading Level (dBμV) + Factor (dB)

Factor (dB) = Cable Loss (dB) + Antenna Factor (dB/m).

Site: AC1	Time: 2015/04/22 - 21:47
Limit: FCC_Part15.209_RE(3m)	Engineer: Roy Cheng
Probe: BBHA9120D_1-18GHz	Polarity: Vertical
EUT: 802.11ac Dual Band Module	Power: AC 120V/60Hz
Test Mode: Transmit at channel 2462MHz by 802.11g Ant 0	

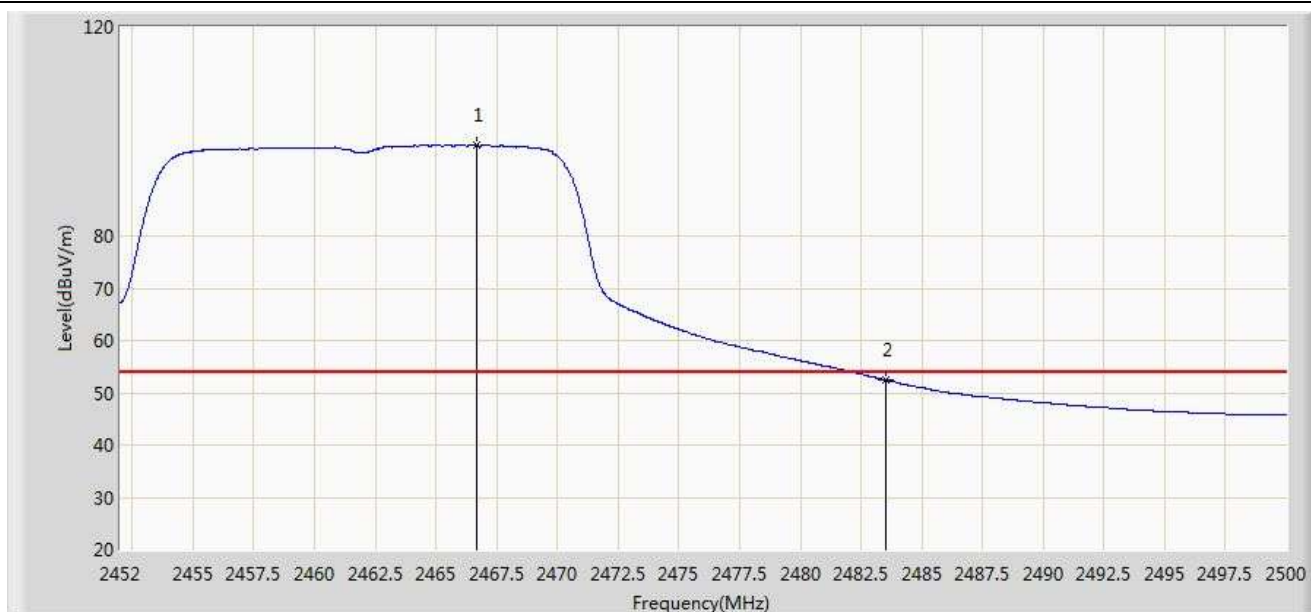


No	Flag	Mark	Frequency (MHz)	Measure Level (dBuV/m)	Reading Level (dBuV)	Over Limit (dB)	Limit (dBuV/m)	Factor (dB)	Type
1		*	2465.104	110.382	79.240	N/A	N/A	31.142	PK
2			2483.500	68.680	37.487	-5.320	74.000	31.194	PK

Note: Measure Level (dBuV/m) = Reading Level (dBuV) + Factor (dB)

Factor (dB) = Cable Loss (dB) + Antenna Factor (dB/m).

Site: AC1	Time: 2015/04/22 - 21:47
Limit: FCC_Part15.209_RE(3m)	Engineer: Roy Cheng
Probe: BBHA9120D_1-18GHz	Polarity: Vertical
EUT: 802.11ac Dual Band Module	Power: AC 120V/60Hz
Test Mode: Transmit at channel 2462MHz by 802.11g Ant 0	

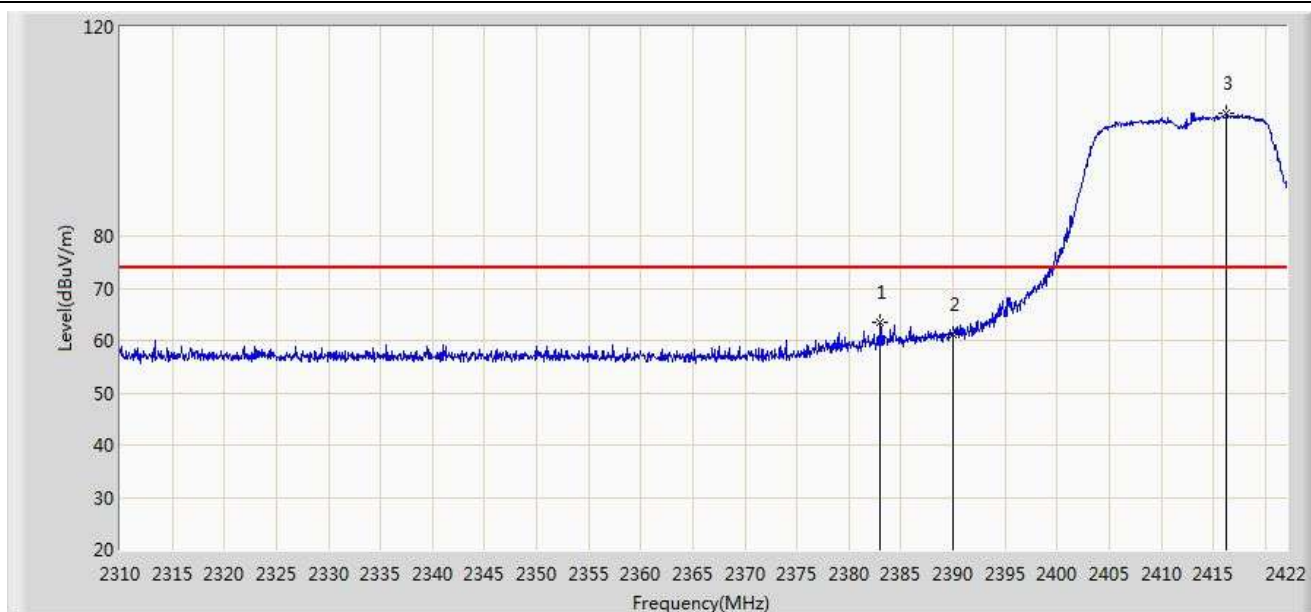


No	Flag	Mark	Frequency (MHz)	Measure Level (dBuV/m)	Reading Level (dBuV)	Over Limit (dB)	Limit (dBuV/m)	Factor (dB)	Type
1		*	2466.688	97.357	66.210	N/A	N/A	31.147	AV
2			2483.500	52.463	21.270	-1.537	54.000	31.194	AV

Note: Measure Level (dBμV/m) = Reading Level (dBμV) + Factor (dB)

Factor (dB) = Cable Loss (dB) + Antenna Factor (dB/m).

Site: AC1	Time: 2015/04/22 - 21:49
Limit: FCC_Part15.209_RE(3m)	Engineer: Roy Cheng
Probe: BBHA9120D_1-18GHz	Polarity: Horizontal
EUT: 802.11ac Dual Band Module	Power: AC 120V/60Hz
Test Mode: Transmit at channel 2412MHz by 802.11n-HT20 Ant 0	

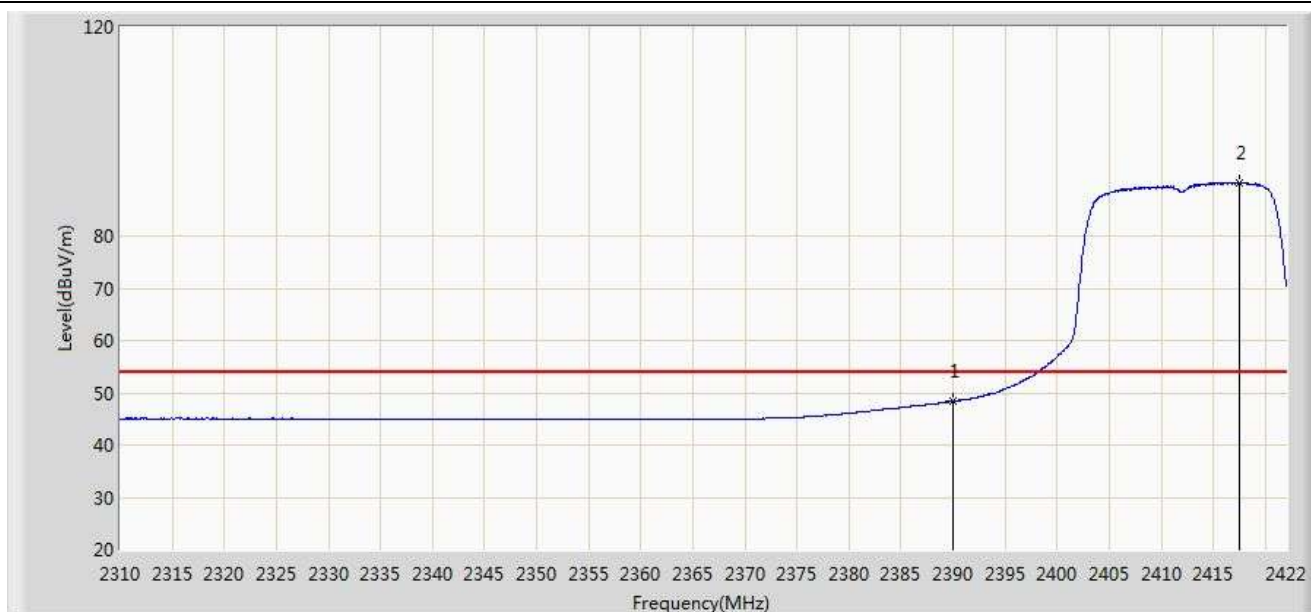


No	Flag	Mark	Frequency (MHz)	Measure Level (dBuV/m)	Reading Level (dBuV)	Over Limit (dB)	Limit (dBuV/m)	Factor (dB)	Type
1			2383.024	63.583	32.367	-10.417	74.000	31.216	PK
2			2390.000	61.105	29.902	-12.895	74.000	31.203	PK
3		*	2416.232	103.444	72.282	N/A	N/A	31.162	PK

Note: Measure Level (dBuV/m) = Reading Level (dBuV) + Factor (dB)

Factor (dB) = Cable Loss (dB) + Antenna Factor (dB/m).

Site: AC1	Time: 2015/04/22 - 21:52
Limit: FCC_Part15.209_RE(3m)	Engineer: Roy Cheng
Probe: BBHA9120D_1-18GHz	Polarity: Horizontal
EUT: 802.11ac Dual Band Module	Power: AC 120V/60Hz
Test Mode: Transmit at channel 2412MHz by 802.11n-HT20 Ant 0	

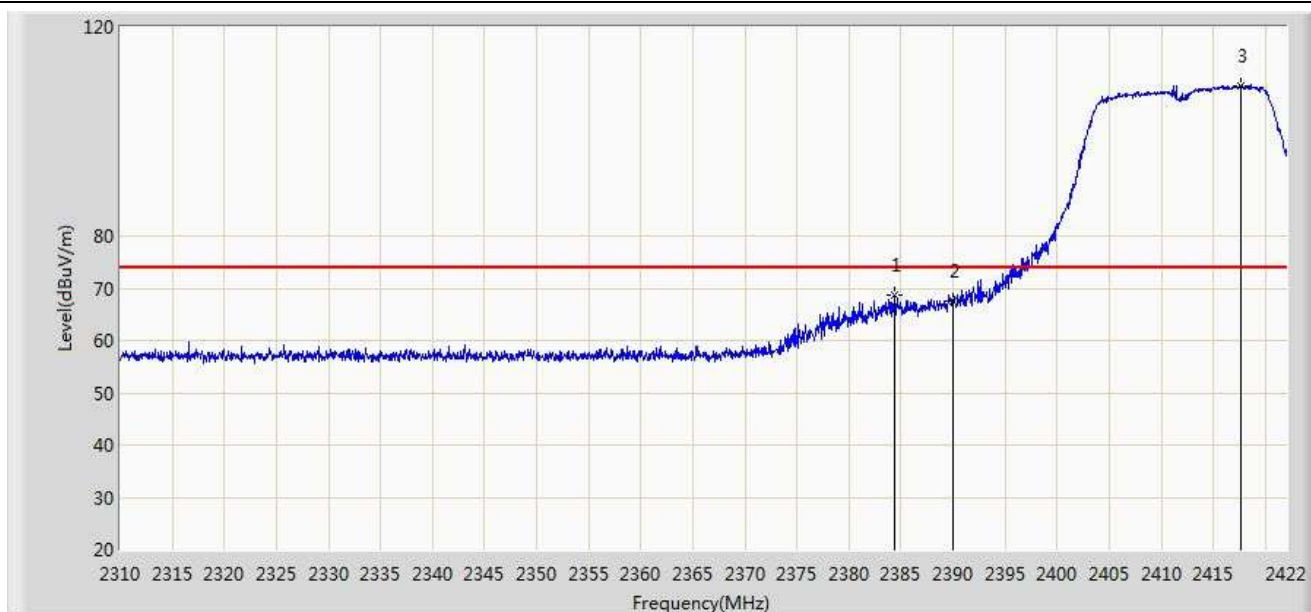


No	Flag	Mark	Frequency (MHz)	Measure Level (dBuV/m)	Reading Level (dBuV)	Over Limit (dB)	Limit (dBuV/m)	Factor (dB)	Type
1			2390.000	48.378	17.175	-5.622	54.000	31.203	AV
2		*	2417.576	90.238	59.078	N/A	N/A	31.160	AV

Note: Measure Level (dBuV/m) = Reading Level (dBuV) + Factor (dB)

Factor (dB) = Cable Loss (dB) + Antenna Factor (dB/m).

Site: AC1	Time: 2015/04/22 - 21:56
Limit: FCC_Part15.209_RE(3m)	Engineer: Roy Cheng
Probe: BBHA9120D_1-18GHz	Polarity: Vertical
EUT: 802.11ac Dual Band Module	Power: AC 120V/60Hz
Test Mode: Transmit at channel 2412MHz by 802.11n-HT20 Ant 0	

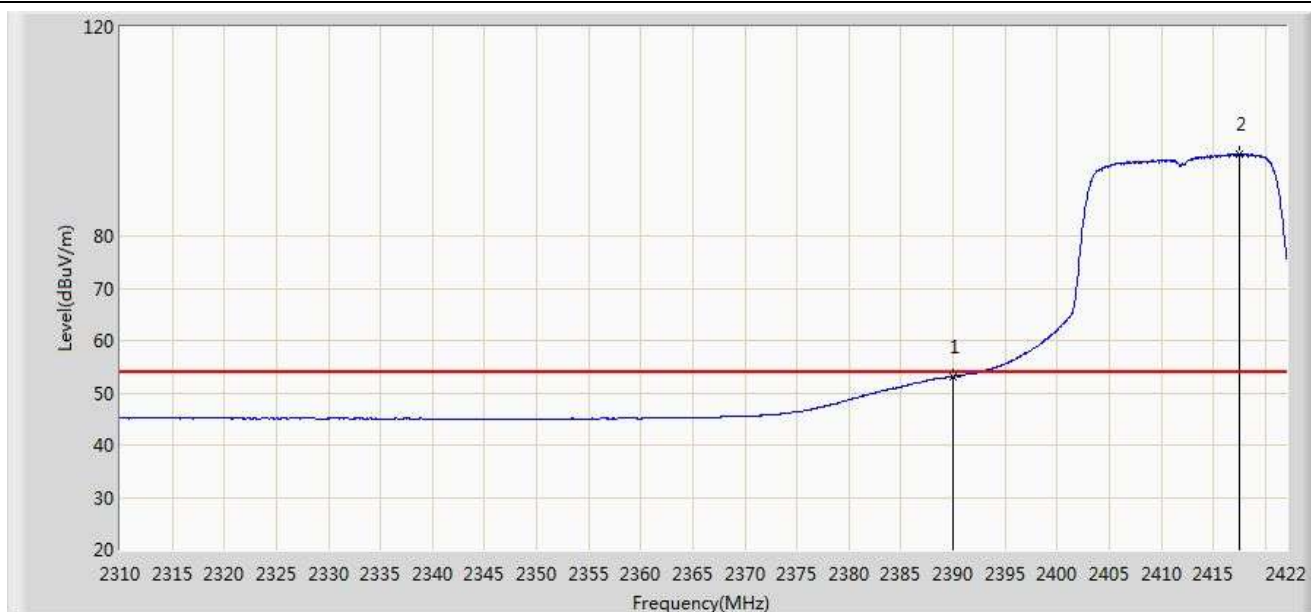


No	Flag	Mark	Frequency (MHz)	Measure Level (dBuV/m)	Reading Level (dBuV)	Over Limit (dB)	Limit (dBuV/m)	Factor (dB)	Type
1			2384.368	68.554	37.341	-5.446	74.000	31.213	PK
2			2390.000	67.510	36.307	-6.490	74.000	31.203	PK
3		*	2417.632	108.770	77.610	N/A	N/A	31.160	PK

Note: Measure Level (dBuV/m) = Reading Level (dBuV) + Factor (dB)

Factor (dB) = Cable Loss (dB) + Antenna Factor (dB/m).

Site: AC1	Time: 2015/04/22 - 21:55
Limit: FCC_Part15.209_RE(3m)	Engineer: Roy Cheng
Probe: BBHA9120D_1-18GHz	Polarity: Vertical
EUT: 802.11ac Dual Band Module	Power: AC 120V/60Hz
Test Mode: Transmit at channel 2412MHz by 802.11n-HT20 Ant 0	

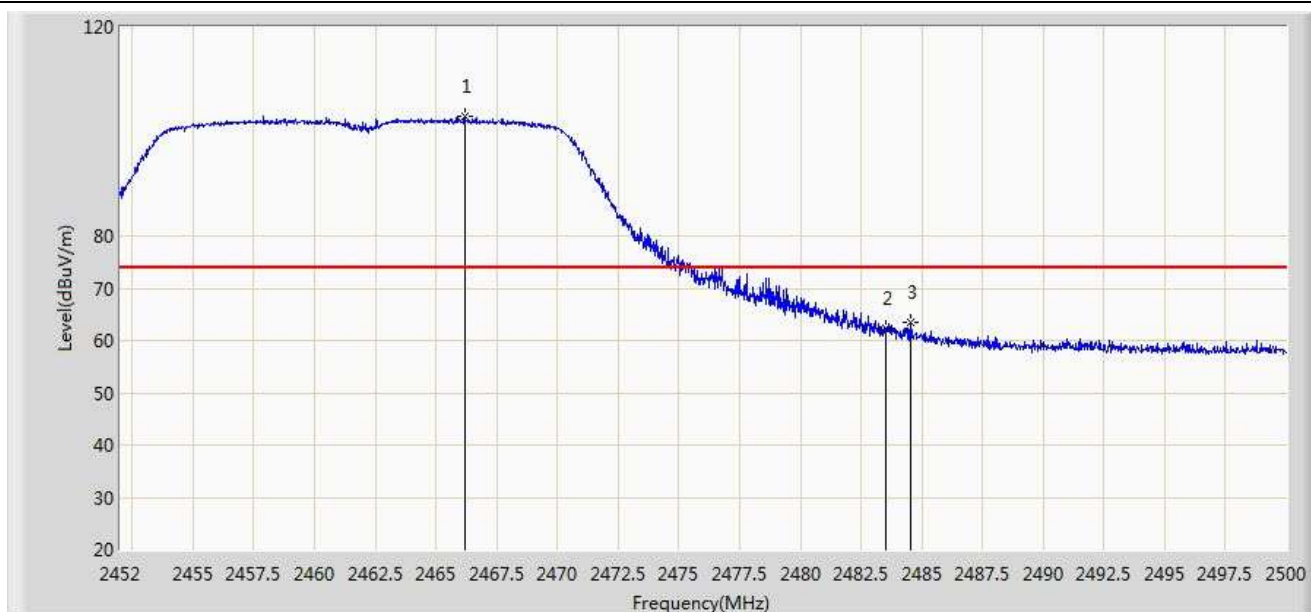


No	Flag	Mark	Frequency (MHz)	Measure Level (dBuV/m)	Reading Level (dBuV)	Over Limit (dB)	Limit (dBuV/m)	Factor (dB)	Type
1			2390.000	53.107	21.904	-0.893	54.000	31.203	AV
2		*	2417.576	95.686	64.526	N/A	N/A	31.160	AV

Note: Measure Level (dBμV/m) = Reading Level (dBμV) + Factor (dB)

Factor (dB) = Cable Loss (dB) + Antenna Factor (dB/m).

Site: AC1	Time: 2015/04/22 - 21:57
Limit: FCC_Part15.209_RE(3m)	Engineer: Roy Cheng
Probe: BBHA9120D_1-18GHz	Polarity: Horizontal
EUT: 802.11ac Dual Band Module	Power: AC 120V/60Hz
Test Mode: Transmit at channel 2472MHz by 802.11n-HT20 Ant 0	

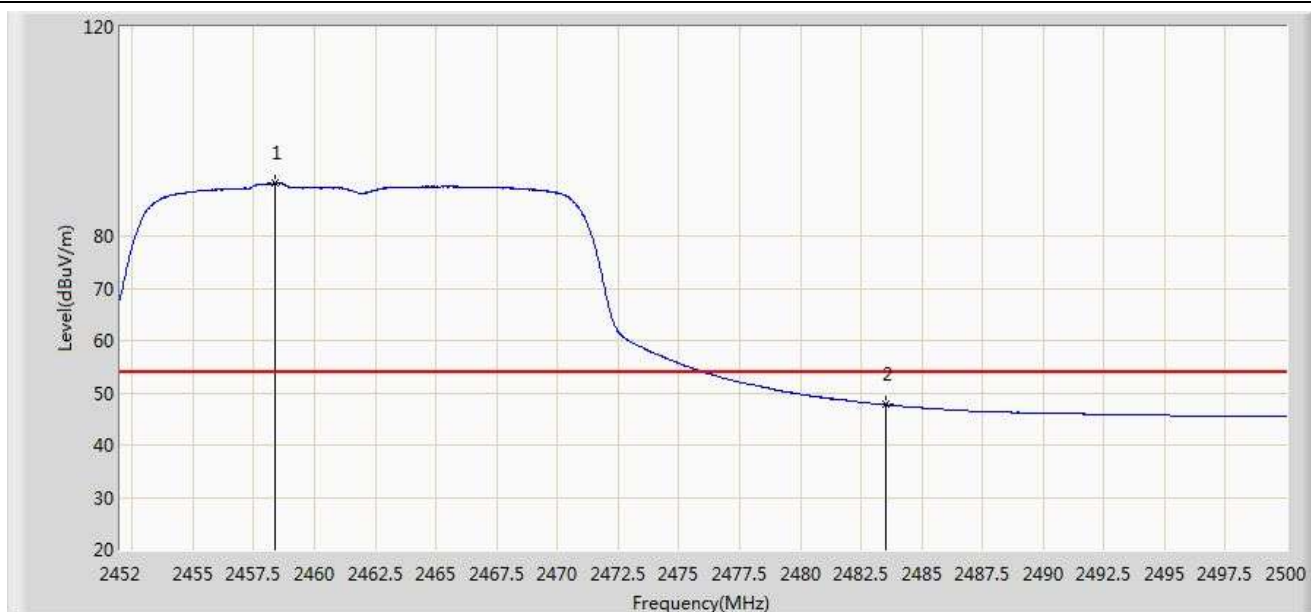


No	Flag	Mark	Frequency (MHz)	Measure Level (dBuV/m)	Reading Level (dBuV)	Over Limit (dB)	Limit (dBuV/m)	Factor (dB)	Type
1		*	2466.184	102.800	71.655	N/A	N/A	31.145	PK
2			2483.500	62.182	30.989	-11.818	74.000	31.194	PK
3			2484.520	63.390	32.194	-10.610	74.000	31.196	PK

Note: Measure Level (dBuV/m) = Reading Level (dBuV) + Factor (dB)

Factor (dB) = Cable Loss (dB) + Antenna Factor (dB/m).

Site: AC1	Time: 2015/04/22 - 21:58
Limit: FCC_Part15.209_RE(3m)	Engineer: Roy Cheng
Probe: BBHA9120D_1-18GHz	Polarity: Horizontal
EUT: 802.11ac Dual Band Module	Power: AC 120V/60Hz
Test Mode: Transmit at channel 2472MHz by 802.11n-HT20 Ant 0	

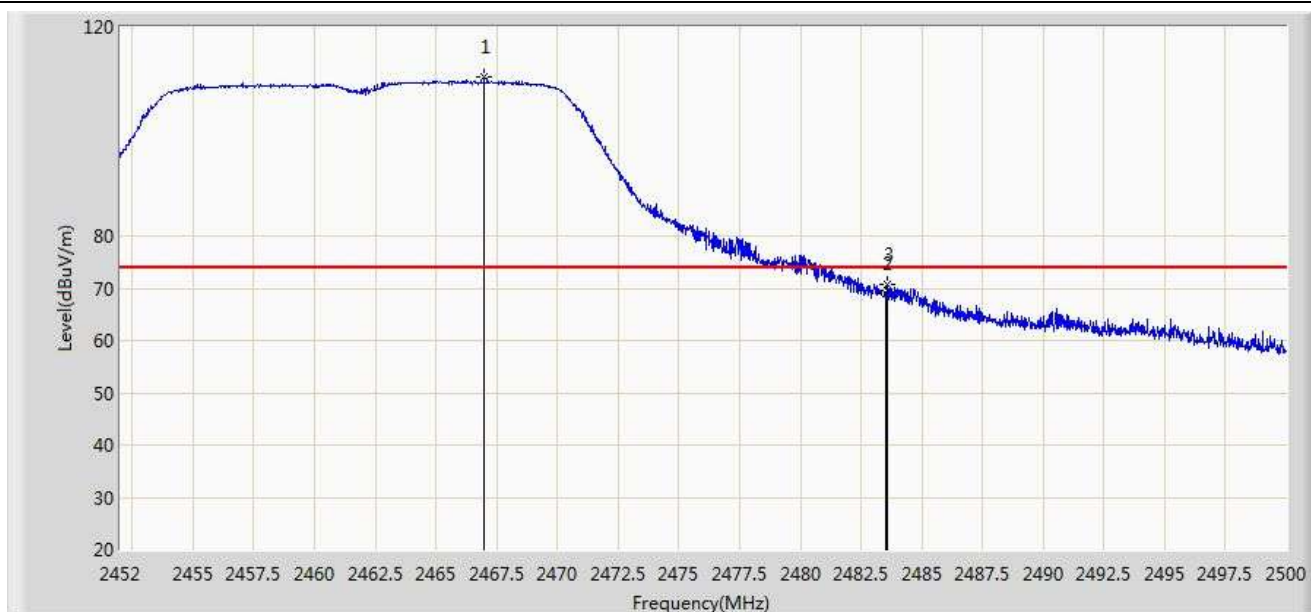


No	Flag	Mark	Frequency (MHz)	Measure Level (dBuV/m)	Reading Level (dBuV)	Over Limit (dB)	Limit (dBuV/m)	Factor (dB)	Type
1		*	2458.360	90.035	58.906	N/A	N/A	31.129	AV
2			2483.500	47.709	16.516	-6.291	54.000	31.194	AV

Note: Measure Level (dBuV/m) = Reading Level (dBuV) + Factor (dB)

Factor (dB) = Cable Loss (dB) + Antenna Factor (dB/m).

Site: AC1	Time: 2015/04/22 - 22:01
Limit: FCC_Part15.209_RE(3m)	Engineer: Roy Cheng
Probe: BBHA9120D_1-18GHz	Polarity: Vertical
EUT: 802.11ac Dual Band Module	Power: AC 120V/60Hz
Test Mode: Transmit at channel 2472MHz by 802.11n-HT20 Ant 0	

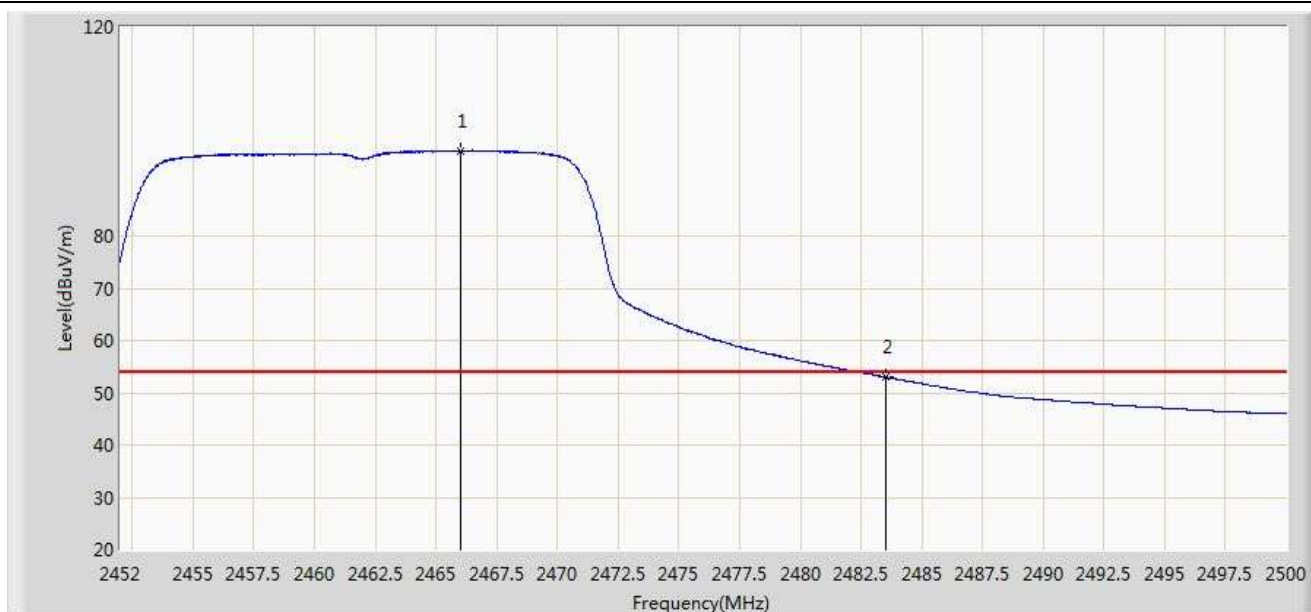


No	Flag	Mark	Frequency (MHz)	Measure Level (dBuV/m)	Reading Level (dBuV)	Over Limit (dB)	Limit (dBuV/m)	Factor (dB)	Type
1		*	2466.976	110.503	79.355	N/A	N/A	31.148	PK
2			2483.500	69.089	37.896	-4.911	74.000	31.194	PK
3			2483.608	70.862	39.668	-3.138	74.000	31.194	PK

Note: Measure Level (dBuV/m) = Reading Level (dBuV) + Factor (dB)

Factor (dB) = Cable Loss (dB) + Antenna Factor (dB/m).

Site: AC1	Time: 2015/04/22 - 22:01
Limit: FCC_Part15.209_RE(3m)	Engineer: Roy Cheng
Probe: BBHA9120D_1-18GHz	Polarity: Vertical
EUT: 802.11ac Dual Band Module	Power: AC 120V/60Hz
Test Mode: Transmit at channel 2472MHz by 802.11n-HT20 Ant 0	

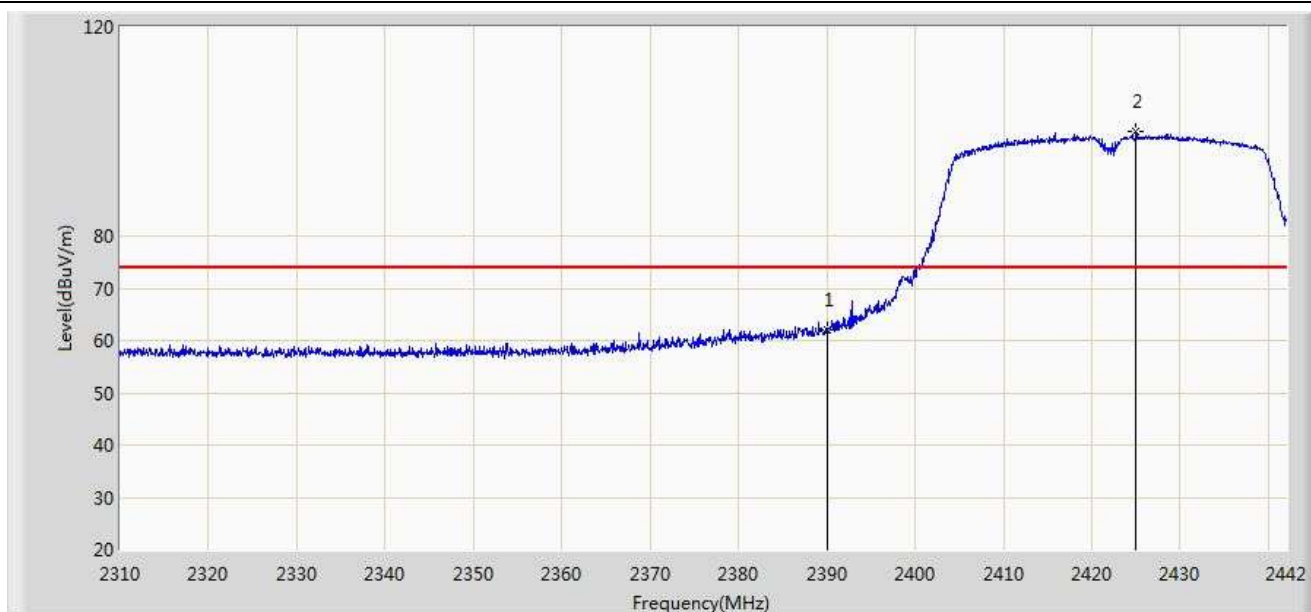


No	Flag	Mark	Frequency (MHz)	Measure Level (dBuV/m)	Reading Level (dBuV)	Over Limit (dB)	Limit (dBuV/m)	Factor (dB)	Type
1		*	2466.040	96.274	65.129	N/A	N/A	31.145	AV
2			2483.500	53.010	21.817	-0.990	54.000	31.194	AV

Note: Measure Level (dBμV/m) = Reading Level (dBμV) + Factor (dB)

Factor (dB) = Cable Loss (dB) + Antenna Factor (dB/m).

Site: AC1	Time: 2015/04/22 - 22:04
Limit: FCC_Part15.209_RE(3m)	Engineer: Roy Cheng
Probe: BBHA9120D_1-18GHz	Polarity: Horizontal
EUT: 802.11ac Dual Band Module	Power: AC 120V/60Hz
Test Mode: Transmit at channel 2422MHz by 802.11n-HT40 Ant 0	

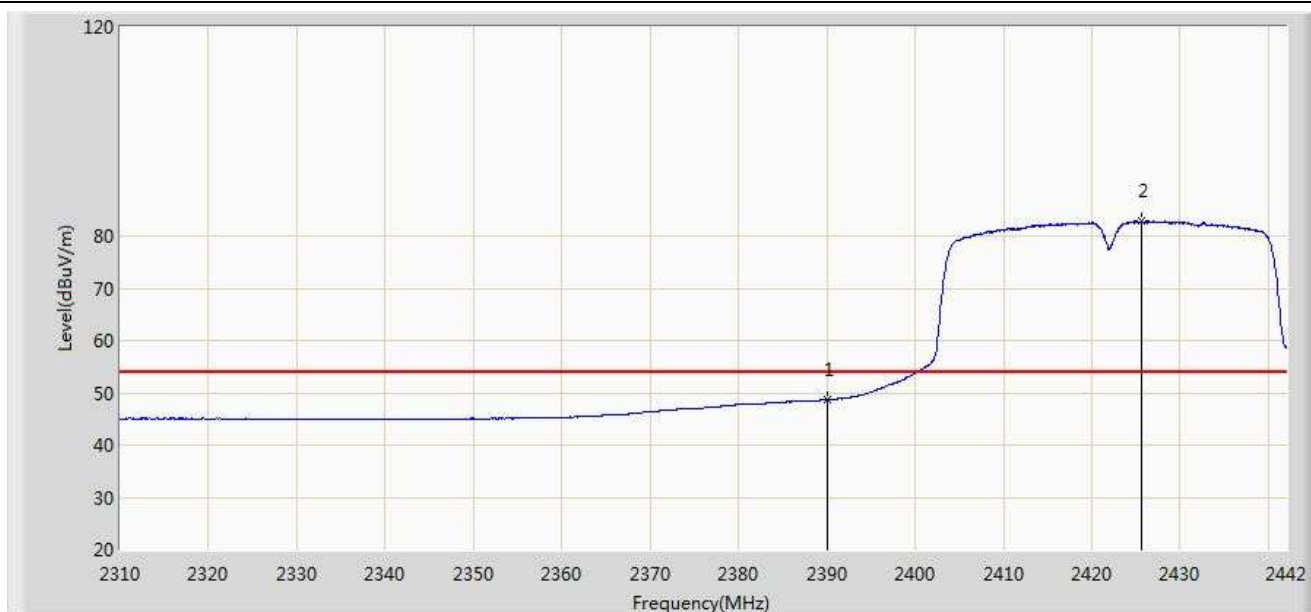


No	Flag	Mark	Frequency (MHz)	Measure Level (dBuV/m)	Reading Level (dBuV)	Over Limit (dB)	Limit (dBuV/m)	Factor (dB)	Type
1			2390.000	62.085	30.882	-11.915	74.000	31.203	PK
2		*	2425.038	100.055	68.908	N/A	N/A	31.147	PK

Note: Measure Level (dBuV/m) = Reading Level (dBuV) + Factor (dB)

Factor (dB) = Cable Loss (dB) + Antenna Factor (dB/m).

Site: AC1	Time: 2015/04/22 - 22:04
Limit: FCC_Part15.209_RE(3m)	Engineer: Roy Cheng
Probe: BBHA9120D_1-18GHz	Polarity: Horizontal
EUT: 802.11ac Dual Band Module	Power: AC 120V/60Hz
Test Mode: Transmit at channel 2422MHz by 802.11n-HT40 Ant 0	

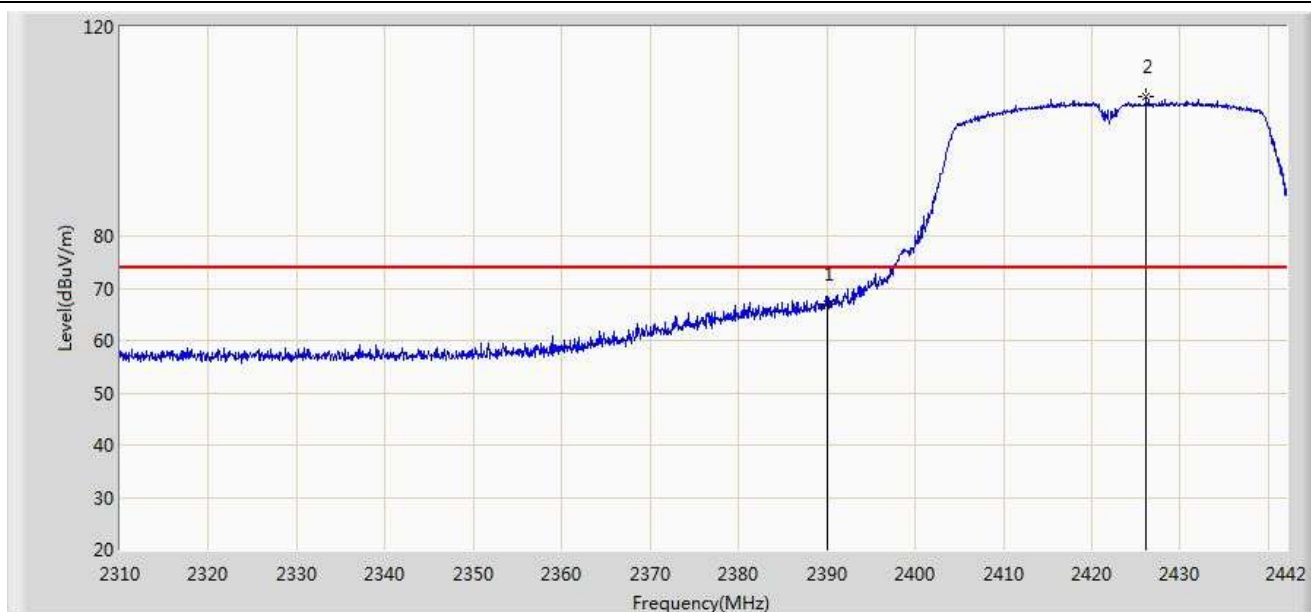


No	Flag	Mark	Frequency (MHz)	Measure Level (dBuV/m)	Reading Level (dBuV)	Over Limit (dB)	Limit (dBuV/m)	Factor (dB)	Type
1			2390.000	48.584	17.381	-5.416	54.000	31.203	AV
2		*	2425.632	82.917	51.771	N/A	N/A	31.146	AV

Note: Measure Level (dBuV/m) = Reading Level (dBuV) + Factor (dB)

Factor (dB) = Cable Loss (dB) + Antenna Factor (dB/m).

Site: AC1	Time: 2015/04/22 - 22:10
Limit: FCC_Part15.209_RE(3m)	Engineer: Roy Cheng
Probe: BBHA9120D_1-18GHz	Polarity: Vertical
EUT: 802.11ac Dual Band Module	Power: AC 120V/60Hz
Test Mode: Transmit at channel 2422MHz by 802.11n-HT40 Ant 0	

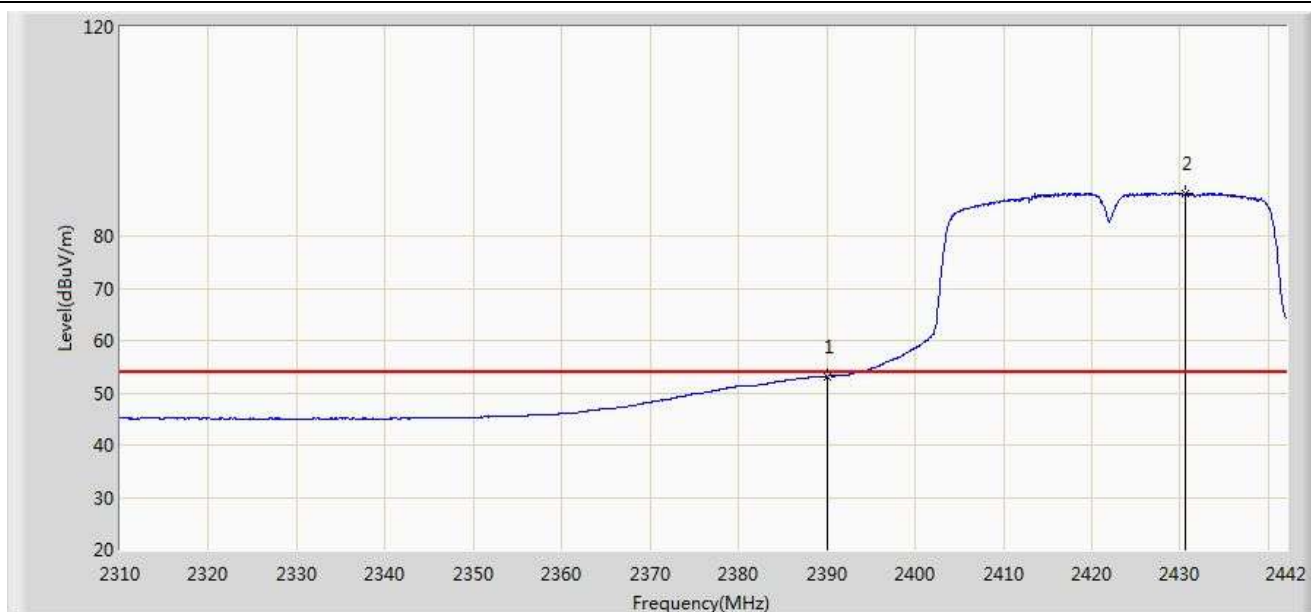


No	Flag	Mark	Frequency (MHz)	Measure Level (dBuV/m)	Reading Level (dBuV)	Over Limit (dB)	Limit (dBuV/m)	Factor (dB)	Type
1			2390.000	66.944	35.741	-7.056	74.000	31.203	PK
2		*	2426.160	106.578	75.433	N/A	N/A	31.145	PK

Note: Measure Level (dBμV/m) = Reading Level (dBμV) + Factor (dB)

Factor (dB) = Cable Loss (dB) + Antenna Factor (dB/m).

Site: AC1	Time: 2015/04/22 - 22:09
Limit: FCC_Part15.209_RE(3m)	Engineer: Roy Cheng
Probe: BBHA9120D_1-18GHz	Polarity: Vertical
EUT: 802.11ac Dual Band Module	Power: AC 120V/60Hz
Test Mode: Transmit at channel 2422MHz by 802.11n-HT40 Ant 0	



No	Flag	Mark	Frequency (MHz)	Measure Level (dBuV/m)	Reading Level (dBuV)	Over Limit (dB)	Limit (dBuV/m)	Factor (dB)	Type
1			2390.000	53.120	21.917	-0.880	54.000	31.203	AV
2		*	2430.582	88.178	57.041	N/A	N/A	31.137	AV

Note: Measure Level (dBμV/m) = Reading Level (dBμV) + Factor (dB)

Factor (dB) = Cable Loss (dB) + Antenna Factor (dB/m).

Site: AC1	Time: 2015/04/22 - 22:12
Limit: FCC_Part15.209_RE(3m)	Engineer: Roy Cheng
Probe: BBHA9120D_1-18GHz	Polarity: Horizontal
EUT: 802.11ac Dual Band Module	Power: AC 120V/60Hz
Test Mode: Transmit at channel 2452MHz by 802.11n-HT40 Ant 0	

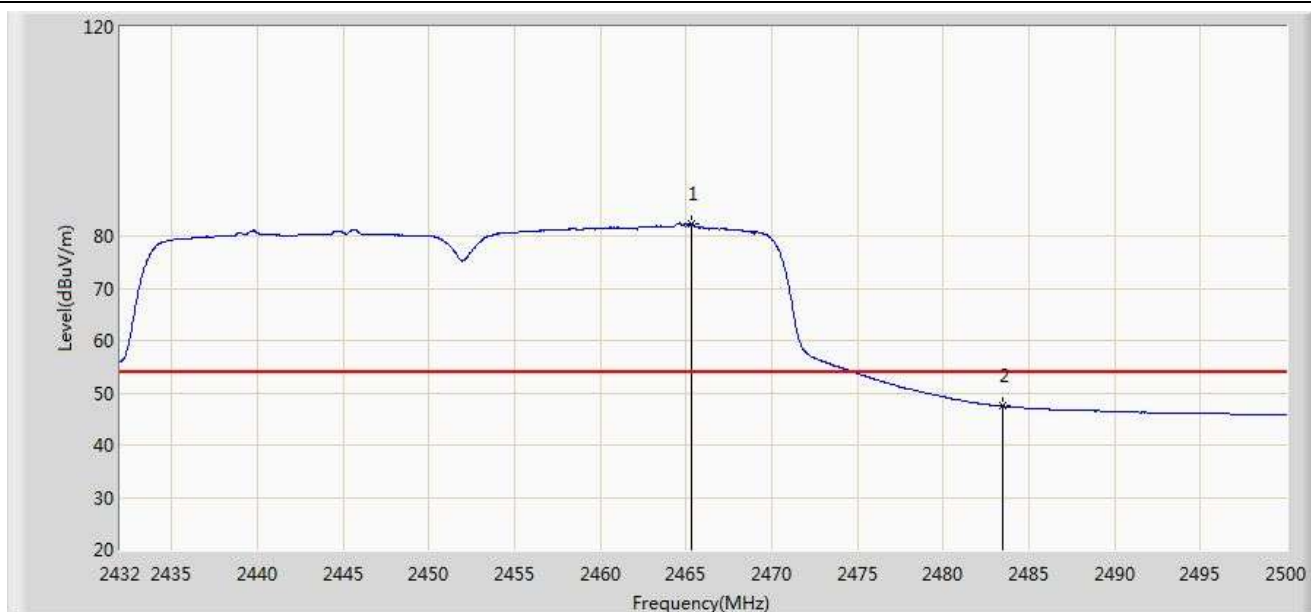


No	Flag	Mark	Frequency (MHz)	Measure Level (dBuV/m)	Reading Level (dBuV)	Over Limit (dB)	Limit (dBuV/m)	Factor (dB)	Type
1		*	2461.002	99.084	67.950	N/A	N/A	31.133	PK
2			2483.500	63.056	31.863	-10.944	74.000	31.194	PK
3			2489.018	63.581	32.373	-10.419	74.000	31.208	PK

Note: Measure Level (dBuV/m) = Reading Level (dBuV) + Factor (dB)

Factor (dB) = Cable Loss (dB) + Antenna Factor (dB/m).

Site: AC1	Time: 2015/04/22 - 22:13
Limit: FCC_Part15.209_RE(3m)	Engineer: Roy Cheng
Probe: BBHA9120D_1-18GHz	Polarity: Horizontal
EUT: 802.11ac Dual Band Module	Power: AC 120V/60Hz
Test Mode: Transmit at channel 2452MHz by 802.11n-HT40 Ant 0	

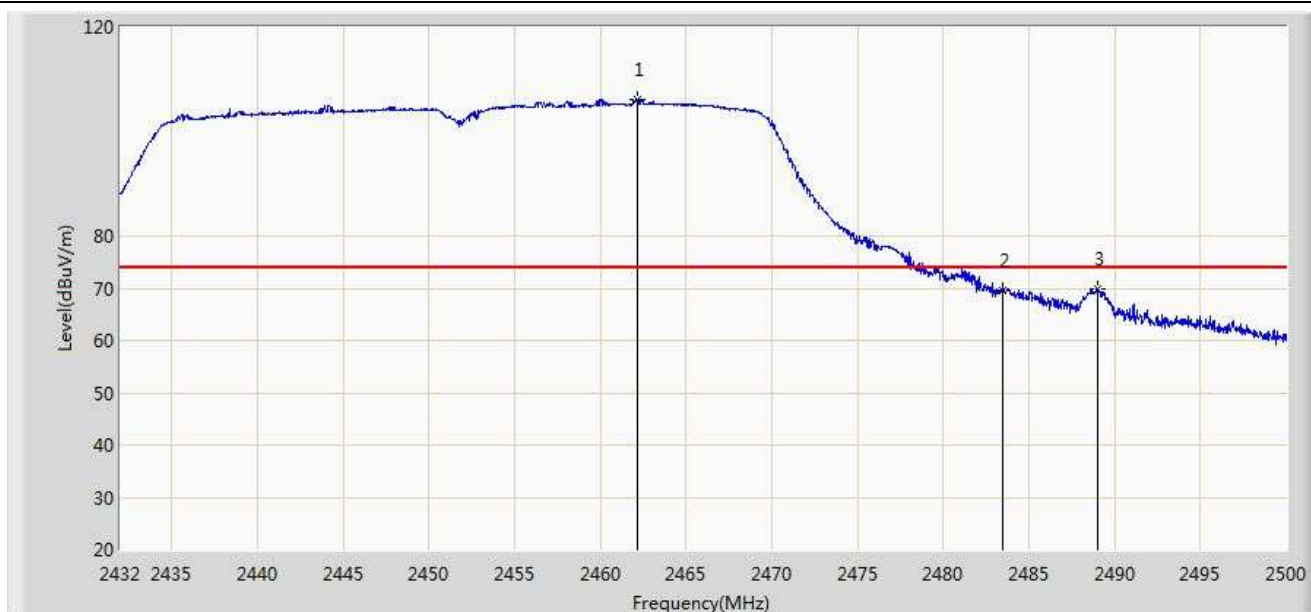


No	Flag	Mark	Frequency (MHz)	Measure Level (dBuV/m)	Reading Level (dBuV)	Over Limit (dB)	Limit (dBuV/m)	Factor (dB)	Type
1		*	2465.286	82.437	51.294	N/A	N/A	31.143	AV
2			2483.500	47.409	16.216	-6.591	54.000	31.194	AV

Note: Measure Level (dBuV/m) = Reading Level (dBuV) + Factor (dB)

Factor (dB) = Cable Loss (dB) + Antenna Factor (dB/m).

Site: AC1	Time: 2015/04/22 - 22:16
Limit: FCC_Part15.209_RE(3m)	Engineer: Roy Cheng
Probe: BBHA9120D_1-18GHz	Polarity: Vertical
EUT: 802.11ac Dual Band Module	Power: AC 120V/60Hz
Test Mode: Transmit at channel 2452MHz by 802.11n-HT40 Ant 0	



No	Flag	Mark	Frequency (MHz)	Measure Level (dBuV/m)	Reading Level (dBuV)	Over Limit (dB)	Limit (dBuV/m)	Factor (dB)	Type
1		*	2462.158	106.201	75.065	N/A	N/A	31.136	PK
2			2483.500	69.550	38.357	-4.450	74.000	31.194	PK
3			2489.018	69.960	38.752	-4.040	74.000	31.208	PK

Note: Measure Level (dBuV/m) = Reading Level (dBuV) + Factor (dB)

Factor (dB) = Cable Loss (dB) + Antenna Factor (dB/m).

Site: AC1	Time: 2015/04/22 - 22:15
Limit: FCC_Part15.209_RE(3m)	Engineer: Roy Cheng
Probe: BBHA9120D_1-18GHz	Polarity: Vertical
EUT: 802.11ac Dual Band Module	Power: AC 120V/60Hz
Test Mode: Transmit at channel 2452MHz by 802.11n-HT40 Ant 0	

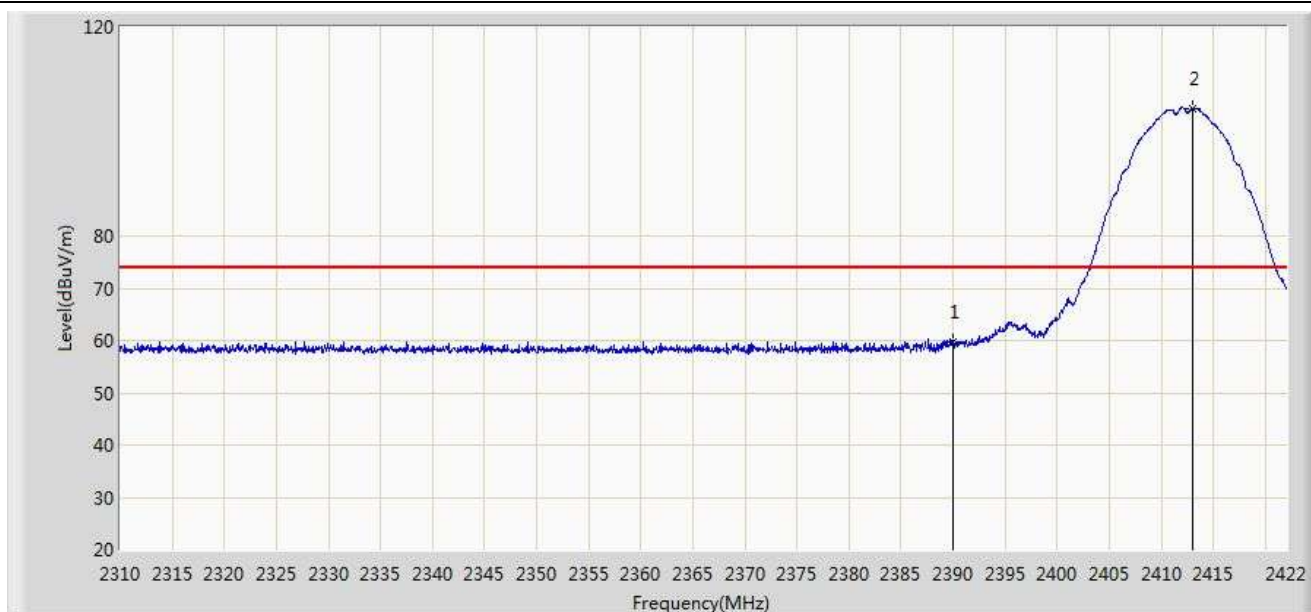


No	Flag	Mark	Frequency (MHz)	Measure Level (dBuV/m)	Reading Level (dBuV)	Over Limit (dB)	Limit (dBuV/m)	Factor (dB)	Type
1		*	2461.682	88.596	57.461	N/A	N/A	31.135	AV
2			2483.500	52.212	21.019	-1.788	54.000	31.194	AV

Note: Measure Level (dBuV/m) = Reading Level (dBuV) + Factor (dB)

Factor (dB) = Cable Loss (dB) + Antenna Factor (dB/m).

Site: AC1	Time: 2015/04/22 - 22:20
Limit: FCC_Part15.209_RE(3m)	Engineer: Roy Cheng
Probe: BBHA9120D_1-18GHz	Polarity: Horizontal
EUT: 802.11ac Dual Band Module	Power: AC 120V/60Hz
Test Mode: Transmit at channel 2412MHz by 802.11b Ant 1	

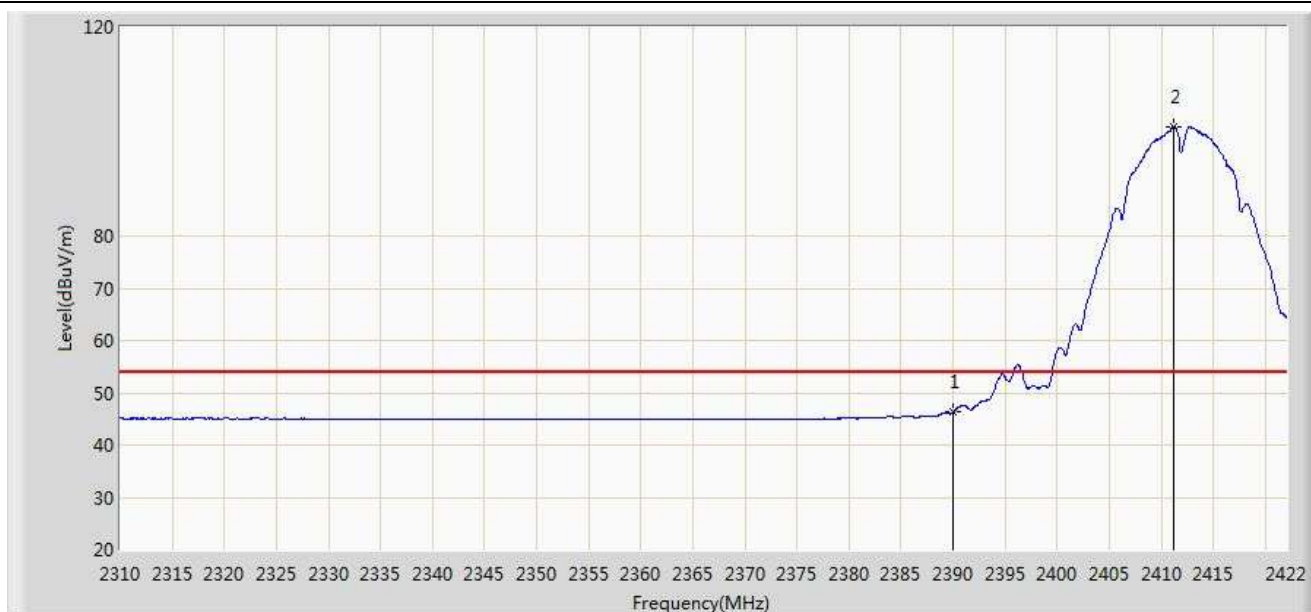


No	Flag	Mark	Frequency (MHz)	Measure Level (dBuV/m)	Reading Level (dBuV)	Over Limit (dB)	Limit (dBuV/m)	Factor (dB)	Type
1			2390.000	59.736	28.533	-14.264	74.000	31.203	PK
2		*	2413.040	104.480	73.312	N/A	N/A	31.167	PK

Note: Measure Level (dBμV/m) = Reading Level (dBμV) + Factor (dB)

Factor (dB) = Cable Loss (dB) + Antenna Factor (dB/m).

Site: AC1	Time: 2015/04/22 - 22:26
Limit: FCC_Part15.209_RE(3m)	Engineer: Roy Cheng
Probe: BBHA9120D_1-18GHz	Polarity: Horizontal
EUT: 802.11ac Dual Band Module	Power: AC 120V/60Hz
Test Mode: Transmit at channel 2412MHz by 802.11b Ant 1	

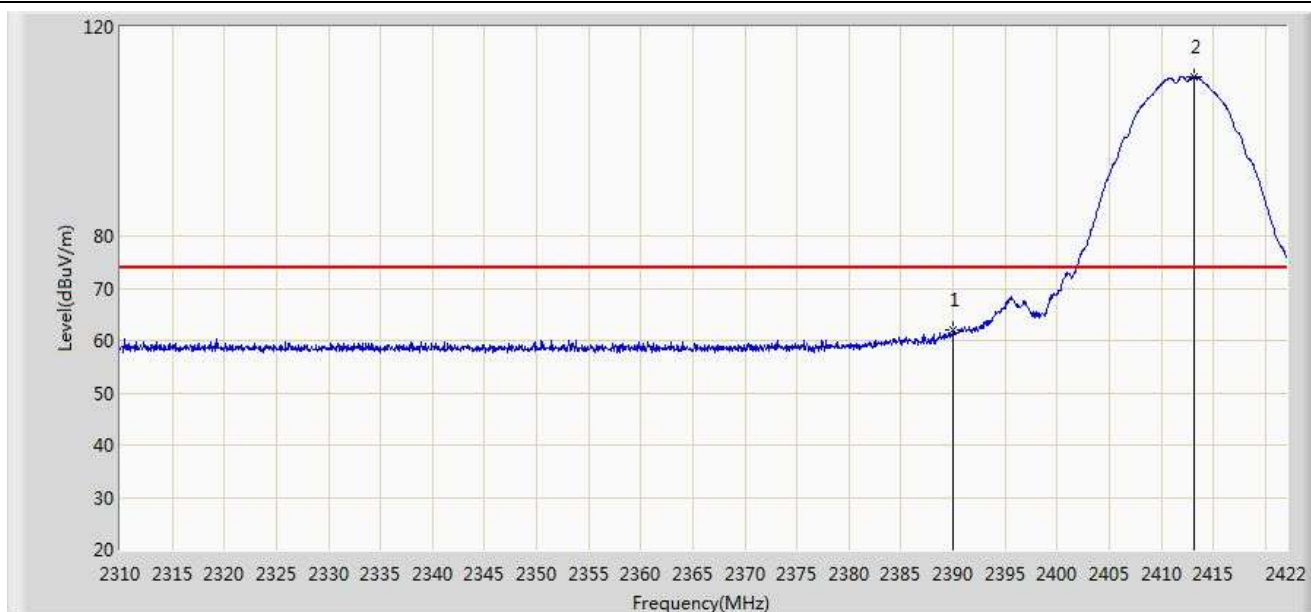


No	Flag	Mark	Frequency (MHz)	Measure Level (dBuV/m)	Reading Level (dBuV)	Over Limit (dB)	Limit (dBuV/m)	Factor (dB)	Type
1			2390.000	46.296	15.093	-7.704	54.000	31.203	AV
2		*	2411.136	100.901	69.730	N/A	N/A	31.171	AV

Note: Measure Level (dBμV/m) = Reading Level (dBμV) + Factor (dB)

Factor (dB) = Cable Loss (dB) + Antenna Factor (dB/m).

Site: AC1	Time: 2015/04/22 - 22:26
Limit: FCC_Part15.209_RE(3m)	Engineer: Roy Cheng
Probe: BBHA9120D_1-18GHz	Polarity: Vertical
EUT: 802.11ac Dual Band Module	Power: AC 120V/60Hz
Test Mode: Transmit at channel 2412MHz by 802.11b Ant 1	

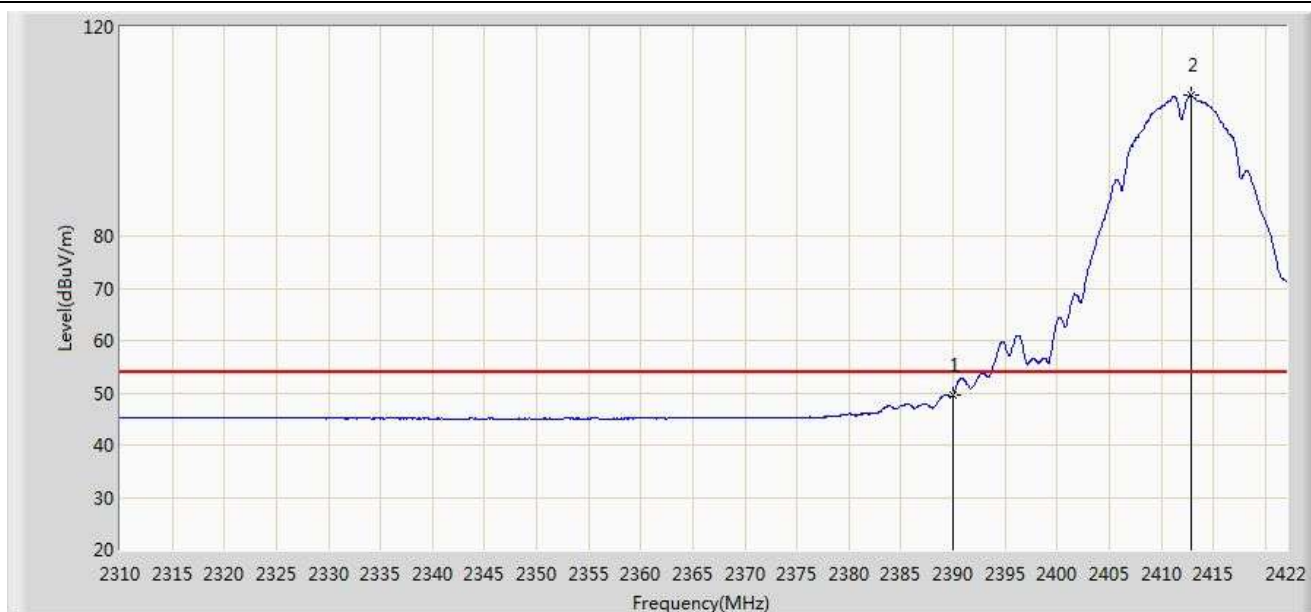


No	Flag	Mark	Frequency (MHz)	Measure Level (dBuV/m)	Reading Level (dBuV)	Over Limit (dB)	Limit (dBuV/m)	Factor (dB)	Type
1			2390.000	61.926	30.723	-12.074	74.000	31.203	PK
2		*	2413.096	110.530	79.362	N/A	N/A	31.167	PK

Note: Measure Level (dBuV/m) = Reading Level (dBuV) + Factor (dB)

Factor (dB) = Cable Loss (dB) + Antenna Factor (dB/m).

Site: AC1	Time: 2015/04/22 - 22:26
Limit: FCC_Part15.209_RE(3m)	Engineer: Roy Cheng
Probe: BBHA9120D_1-18GHz	Polarity: Vertical
EUT: 802.11ac Dual Band Module	Power: AC 120V/60Hz
Test Mode: Transmit at channel 2412MHz by 802.11b Ant 1	

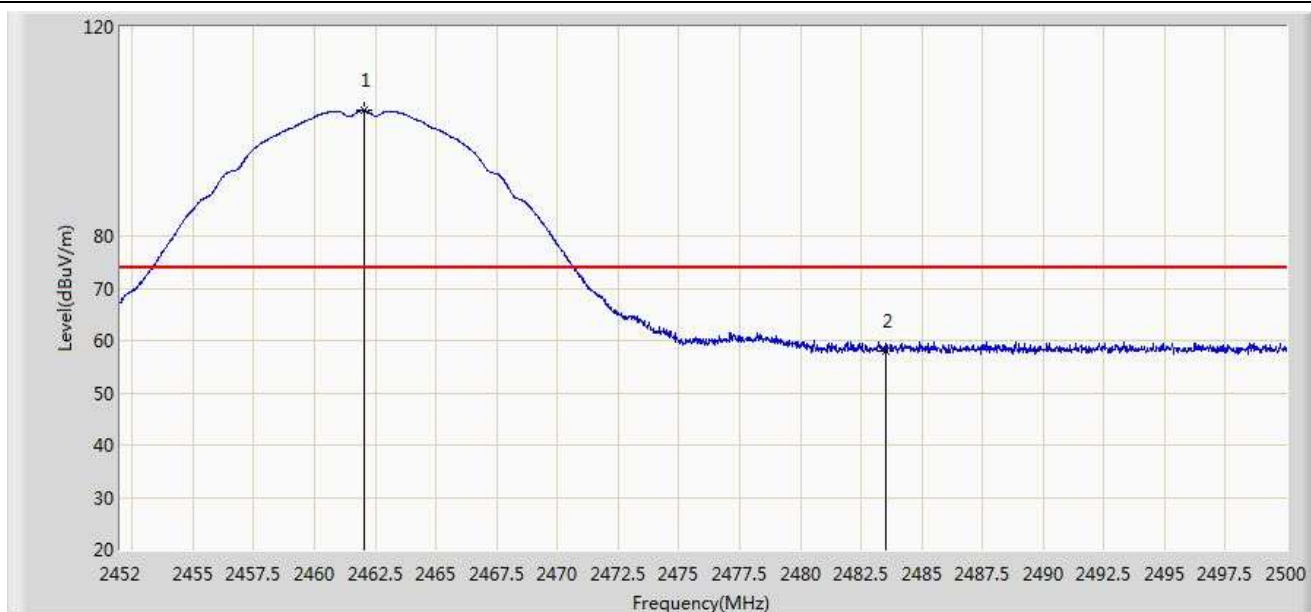


No	Flag	Mark	Frequency (MHz)	Measure Level (dBuV/m)	Reading Level (dBuV)	Over Limit (dB)	Limit (dBuV/m)	Factor (dB)	Type
1			2390.000	49.546	18.343	-4.454	54.000	31.203	AV
2		*	2412.872	106.836	75.668	N/A	N/A	31.168	AV

Note: Measure Level (dBμV/m) = Reading Level (dBμV) + Factor (dB)

Factor (dB) = Cable Loss (dB) + Antenna Factor (dB/m).

Site: AC1	Time: 2015/04/22 - 22:31
Limit: FCC_Part15.209_RE(3m)	Engineer: Roy Cheng
Probe: BBHA9120D_1-18GHz	Polarity: Horizontal
EUT: 802.11ac Dual Band Module	Power: AC 120V/60Hz
Test Mode: Transmit at channel 2462MHz by 802.11b Ant 1	



No	Flag	Mark	Frequency (MHz)	Measure Level (dBuV/m)	Reading Level (dBuV)	Over Limit (dB)	Limit (dBuV/m)	Factor (dB)	Type
1		*	2462.056	104.030	72.895	N/A	N/A	31.135	PK
2			2483.500	57.906	26.713	-16.094	74.000	31.194	PK

Note: Measure Level (dBμV/m) = Reading Level (dBμV) + Factor (dB)

Factor (dB) = Cable Loss (dB) + Antenna Factor (dB/m).

Site: AC1	Time: 2015/04/22 - 22:33
Limit: FCC_Part15.209_RE(3m)	Engineer: Roy Cheng
Probe: BBHA9120D_1-18GHz	Polarity: Horizontal
EUT: 802.11ac Dual Band Module	Power: AC 120V/60Hz
Test Mode: Transmit at channel 2462MHz by 802.11b Ant 1	



No	Flag	Mark	Frequency (MHz)	Measure Level (dBuV/m)	Reading Level (dBuV)	Over Limit (dB)	Limit (dBuV/m)	Factor (dB)	Type
1		*	2461.312	100.328	69.194	N/A	N/A	31.134	AV
2			2483.500	45.685	14.492	-8.315	54.000	31.194	AV

Note: Measure Level (dBμV/m) = Reading Level (dBμV) + Factor (dB)

Factor (dB) = Cable Loss (dB) + Antenna Factor (dB/m).

Site: AC1	Time: 2015/04/22 - 22:34
Limit: FCC_Part15.209_RE(3m)	Engineer: Roy Cheng
Probe: BBHA9120D_1-18GHz	Polarity: Vertical
EUT: 802.11ac Dual Band Module	Power: AC 120V/60Hz
Test Mode: Transmit at channel 2462MHz by 802.11b Ant 1	



No	Flag	Mark	Frequency (MHz)	Measure Level (dBuV/m)	Reading Level (dBuV)	Over Limit (dB)	Limit (dBuV/m)	Factor (dB)	Type
1		*	2463.208	110.844	79.706	N/A	N/A	31.137	PK
2			2483.500	59.729	28.536	-14.271	74.000	31.194	PK
3			2485.600	60.898	29.699	-13.102	74.000	31.198	PK

Note: Measure Level (dBuV/m) = Reading Level (dBuV) + Factor (dB)

Factor (dB) = Cable Loss (dB) + Antenna Factor (dB/m).

Site: AC1	Time: 2015/04/22 - 22:35
Limit: FCC_Part15.209_RE(3m)	Engineer: Roy Cheng
Probe: BBHA9120D_1-18GHz	Polarity: Vertical
EUT: 802.11ac Dual Band Module	Power: AC 120V/60Hz
Test Mode: Transmit at channel 2462MHz by 802.11b Ant 1	

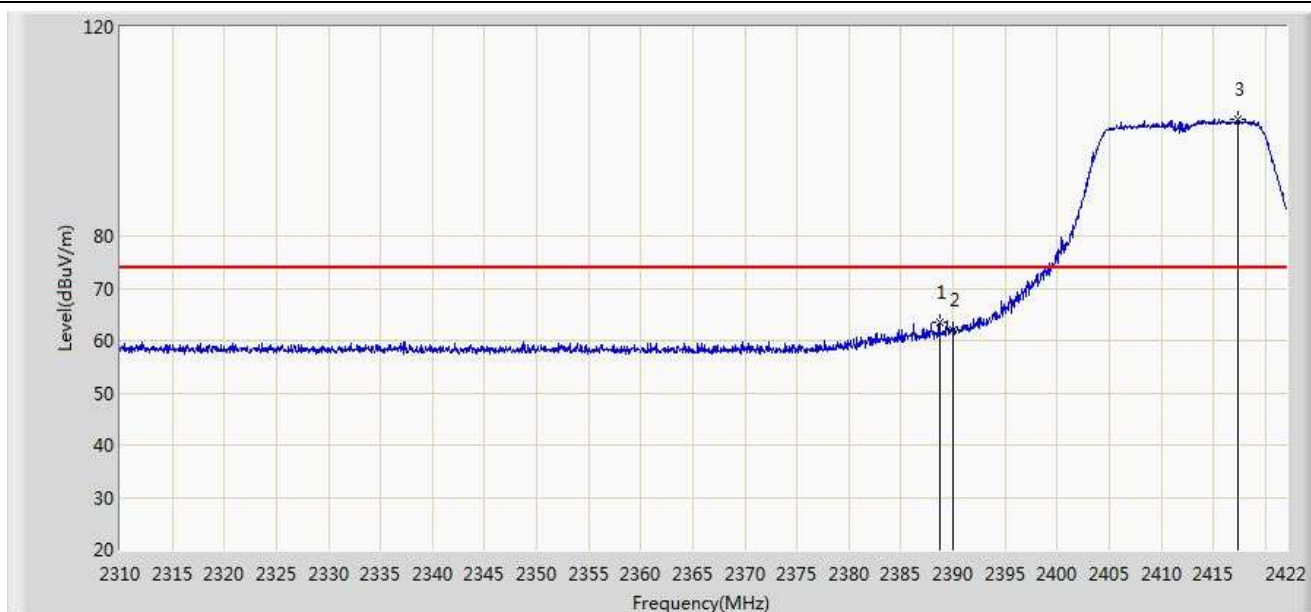


No	Flag	Mark	Frequency (MHz)	Measure Level (dBuV/m)	Reading Level (dBuV)	Over Limit (dB)	Limit (dBuV/m)	Factor (dB)	Type
1		*	2461.240	107.229	76.095	N/A	N/A	31.134	AV
2			2483.500	47.346	16.153	-6.654	54.000	31.194	AV

Note: Measure Level (dBμV/m) = Reading Level (dBμV) + Factor (dB)

Factor (dB) = Cable Loss (dB) + Antenna Factor (dB/m).

Site: AC1	Time: 2015/04/22 - 22:36
Limit: FCC_Part15.209_RE(3m)	Engineer: Roy Cheng
Probe: BBHA9120D_1-18GHz	Polarity: Horizontal
EUT: 802.11ac Dual Band Module	Power: AC 120V/60Hz
Test Mode: Transmit at channel 2412MHz by 802.11g Ant 1	

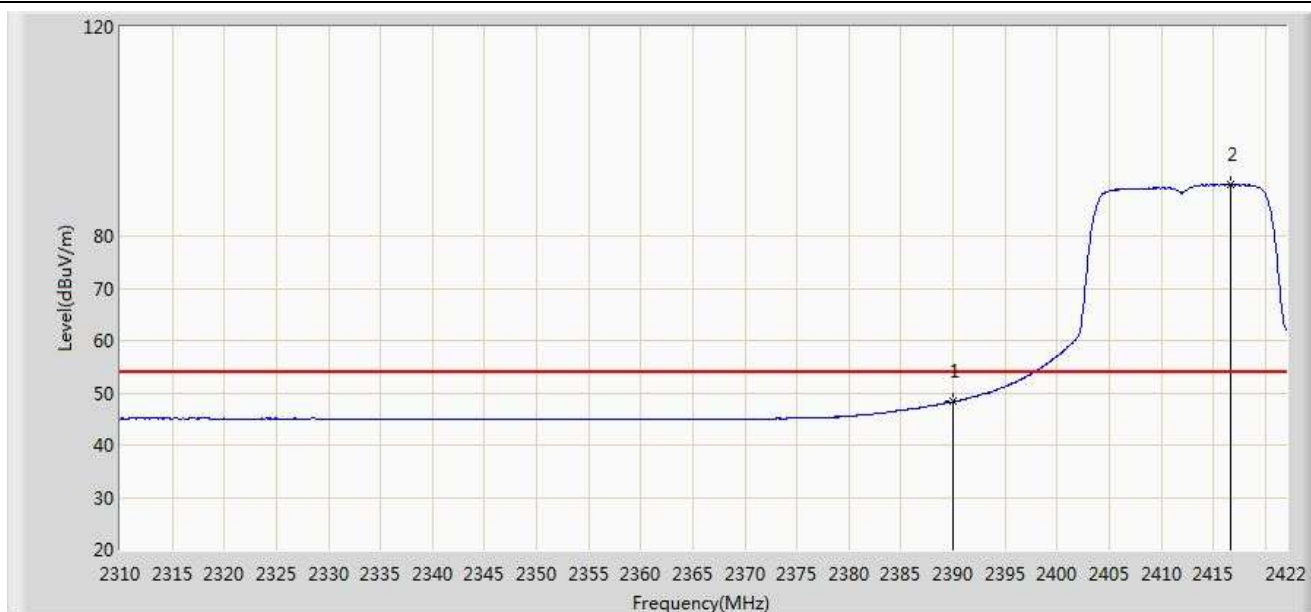


No	Flag	Mark	Frequency (MHz)	Measure Level (dBuV/m)	Reading Level (dBuV)	Over Limit (dB)	Limit (dBuV/m)	Factor (dB)	Type
1			2388.680	63.463	32.258	-10.537	74.000	31.205	PK
2			2390.000	62.048	30.845	-11.952	74.000	31.203	PK
3		*	2417.352	102.259	71.099	N/A	N/A	31.160	PK

Note: Measure Level (dBuV/m) = Reading Level (dBuV) + Factor (dB)

Factor (dB) = Cable Loss (dB) + Antenna Factor (dB/m).

Site: AC1	Time: 2015/04/22 - 22:36
Limit: FCC_Part15.209_RE(3m)	Engineer: Roy Cheng
Probe: BBHA9120D_1-18GHz	Polarity: Horizontal
EUT: 802.11ac Dual Band Module	Power: AC 120V/60Hz
Test Mode: Transmit at channel 2412MHz by 802.11g Ant 1	

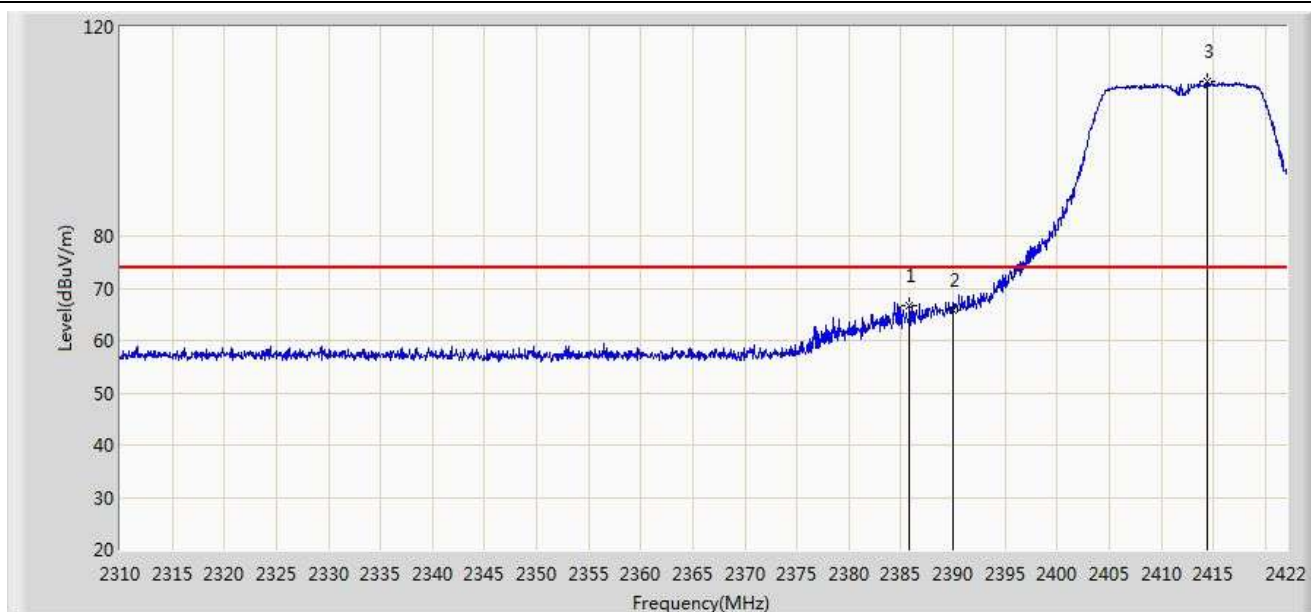


No	Flag	Mark	Frequency (MHz)	Measure Level (dBuV/m)	Reading Level (dBuV)	Over Limit (dB)	Limit (dBuV/m)	Factor (dB)	Type
1			2390.000	48.296	17.093	-5.704	54.000	31.203	AV
2		*	2416.736	89.840	58.679	N/A	N/A	31.162	AV

Note: Measure Level (dBuV/m) = Reading Level (dBuV) + Factor (dB)

Factor (dB) = Cable Loss (dB) + Antenna Factor (dB/m).

Site: AC1	Time: 2015/04/22 - 23:25
Limit: FCC_Part15.209_RE(3m)	Engineer: Roy Cheng
Probe: BBHA9120D_1-18GHz	Polarity: Vertical
EUT: 802.11ac Dual Band Module	Power: AC 120V/60Hz
Test Mode: Transmit at channel 2412MHz by 802.11g Ant 1	

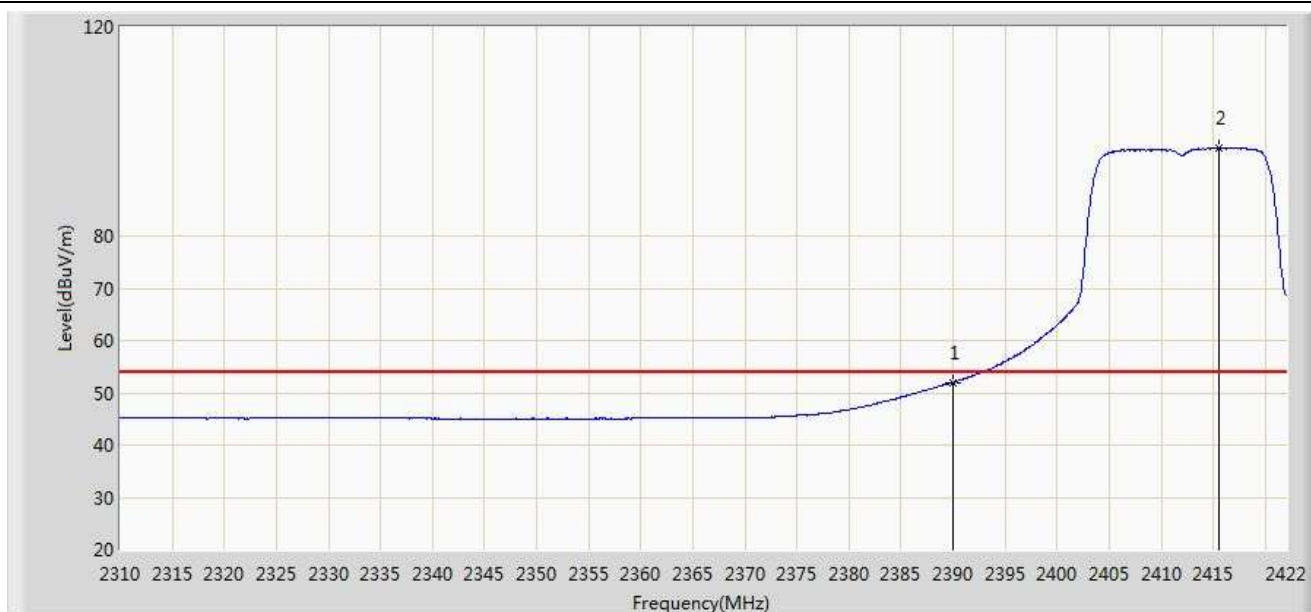


No	Flag	Mark	Frequency (MHz)	Measure Level (dBuV/m)	Reading Level (dBuV)	Over Limit (dB)	Limit (dBuV/m)	Factor (dB)	Type
1			2385.824	66.763	35.553	-7.237	74.000	31.211	PK
2			2390.000	65.942	34.739	-8.058	74.000	31.203	PK
3		*	2414.440	109.646	78.481	N/A	N/A	31.165	PK

Note: Measure Level (dBuV/m) = Reading Level (dBuV) + Factor (dB)

Factor (dB) = Cable Loss (dB) + Antenna Factor (dB/m).

Site: AC1	Time: 2015/04/22 - 23:25
Limit: FCC_Part15.209_RE(3m)	Engineer: Roy Cheng
Probe: BBHA9120D_1-18GHz	Polarity: Vertical
EUT: 802.11ac Dual Band Module	Power: AC 120V/60Hz
Test Mode: Transmit at channel 2412MHz by 802.11g Ant 1	

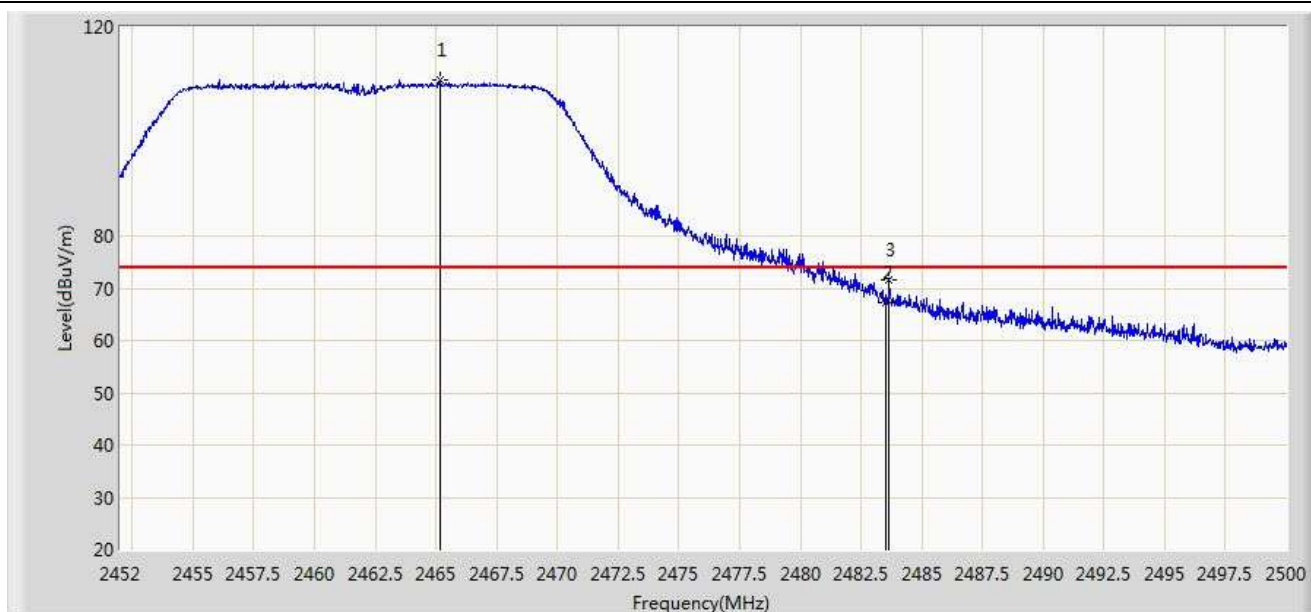


No	Flag	Mark	Frequency (MHz)	Measure Level (dBuV/m)	Reading Level (dBuV)	Over Limit (dB)	Limit (dBuV/m)	Factor (dB)	Type
1			2390.000	51.946	20.743	-2.054	54.000	31.203	AV
2		*	2415.504	96.873	65.709	N/A	N/A	31.164	AV

Note: Measure Level (dBμV/m) = Reading Level (dBμV) + Factor (dB)

Factor (dB) = Cable Loss (dB) + Antenna Factor (dB/m).

Site: AC1	Time: 2015/04/22 - 23:30
Limit: FCC_Part15.209_RE(3m)	Engineer: Roy Cheng
Probe: BBHA9120D_1-18GHz	Polarity: Horizontal
EUT: 802.11ac Dual Band Module	Power: AC 120V/60Hz
Test Mode: Transmit at channel 2462MHz by 802.11g Ant 1	



No	Flag	Mark	Frequency (MHz)	Measure Level (dBuV/m)	Reading Level (dBuV)	Over Limit (dB)	Limit (dBuV/m)	Factor (dB)	Type
1		*	2465.152	109.767	78.624	N/A	N/A	31.142	PK
2			2483.500	67.382	36.189	-6.618	74.000	31.194	PK
3			2483.656	71.726	40.532	-2.274	74.000	31.194	PK

Note: Measure Level (dBuV/m) = Reading Level (dBuV) + Factor (dB)

Factor (dB) = Cable Loss (dB) + Antenna Factor (dB/m).

Site: AC1	Time: 2015/04/22 - 23:31
Limit: FCC_Part15.209_RE(3m)	Engineer: Roy Cheng
Probe: BBHA9120D_1-18GHz	Polarity: Horizontal
EUT: 802.11ac Dual Band Module	Power: AC 120V/60Hz
Test Mode: Transmit at channel 2462MHz by 802.11g Ant 1	

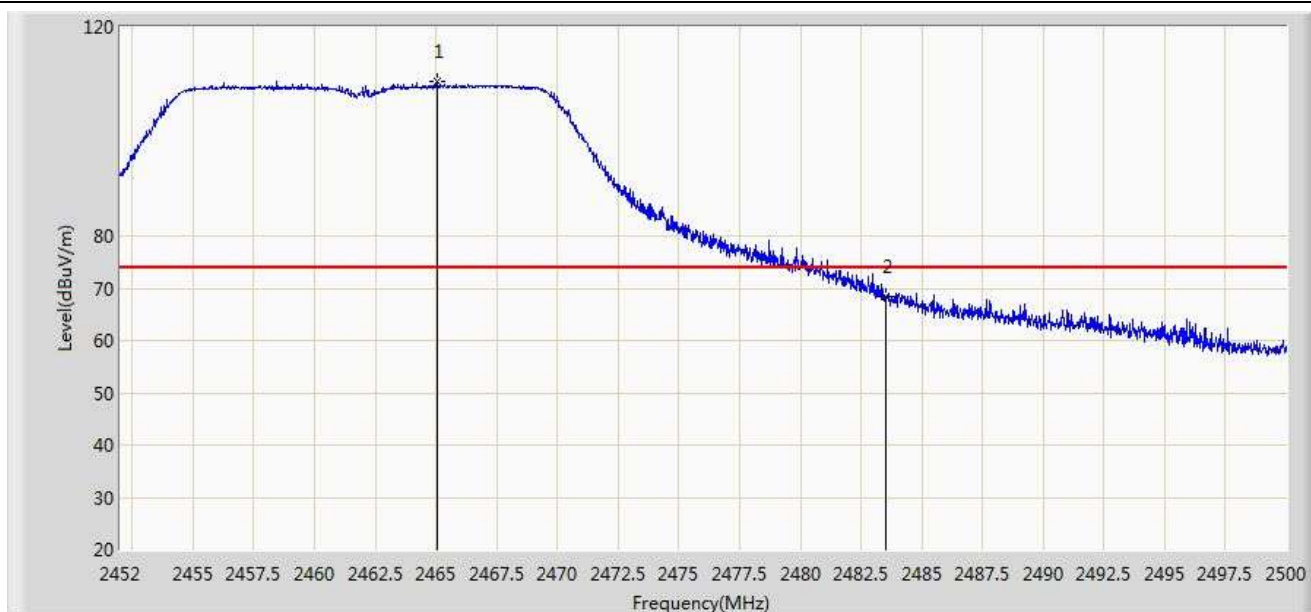


No	Flag	Mark	Frequency (MHz)	Measure Level (dBuV/m)	Reading Level (dBuV)	Over Limit (dB)	Limit (dBuV/m)	Factor (dB)	Type
1		*	2465.416	96.007	64.864	N/A	N/A	31.143	AV
2			2483.500	50.783	19.590	-3.217	54.000	31.194	AV

Note: Measure Level (dBμV/m) = Reading Level (dBμV) + Factor (dB)

Factor (dB) = Cable Loss (dB) + Antenna Factor (dB/m).

Site: AC1	Time: 2015/04/22 - 23:33
Limit: FCC_Part15.209_RE(3m)	Engineer: Roy Cheng
Probe: BBHA9120D_1-18GHz	Polarity: Vertical
EUT: 802.11ac Dual Band Module	Power: AC 120V/60Hz
Test Mode: Transmit at channel 2462MHz by 802.11g Ant 1	



No	Flag	Mark	Frequency (MHz)	Measure Level (dBuV/m)	Reading Level (dBuV)	Over Limit (dB)	Limit (dBuV/m)	Factor (dB)	Type
1		*	2465.080	109.450	78.308	N/A	N/A	31.142	PK
2			2483.500	68.413	37.220	-5.587	74.000	31.194	PK

Note: Measure Level (dBuV/m) = Reading Level (dBuV) + Factor (dB)

Factor (dB) = Cable Loss (dB) + Antenna Factor (dB/m).

Site: AC1	Time: 2015/04/22 - 23:33
Limit: FCC_Part15.209_RE(3m)	Engineer: Roy Cheng
Probe: BBHA9120D_1-18GHz	Polarity: Vertical
EUT: 802.11ac Dual Band Module	Power: AC 120V/60Hz
Test Mode: Transmit at channel 2462MHz by 802.11g Ant 1	

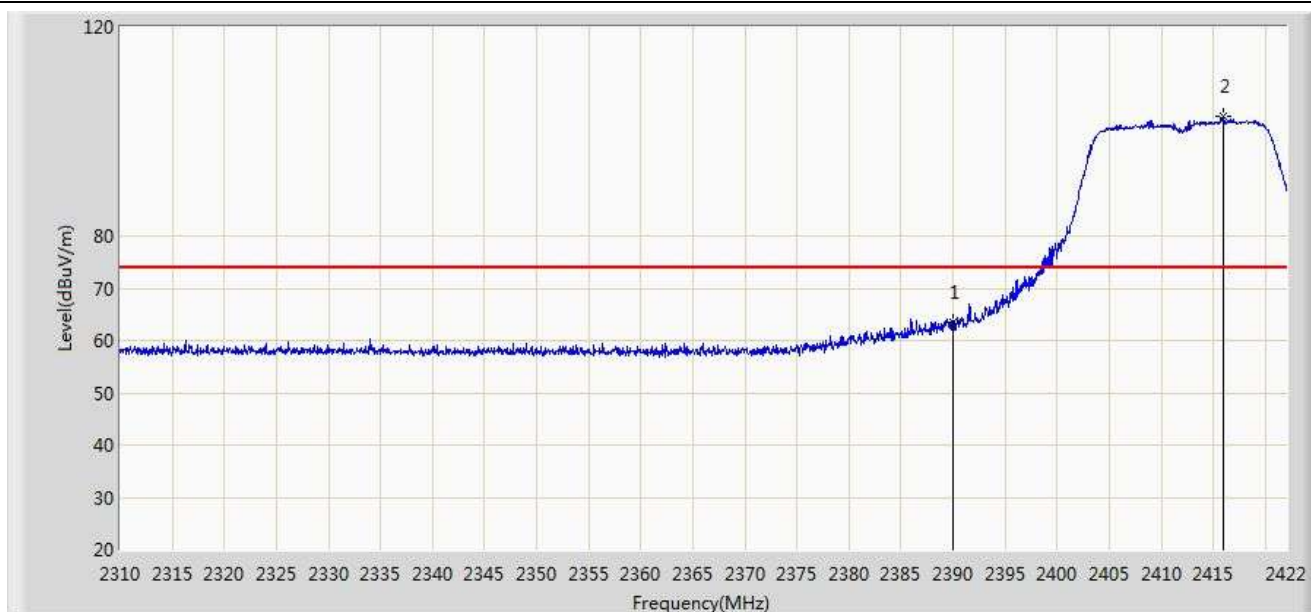


No	Flag	Mark	Frequency (MHz)	Measure Level (dBuV/m)	Reading Level (dBuV)	Over Limit (dB)	Limit (dBuV/m)	Factor (dB)	Type
1		*	2466.976	96.619	65.471	N/A	N/A	31.148	AV
2			2483.500	53.437	22.244	-0.563	54.000	31.194	AV

Note: Measure Level (dBuV/m) = Reading Level (dBuV) + Factor (dB)

Factor (dB) = Cable Loss (dB) + Antenna Factor (dB/m).

Site: AC1	Time: 2015/04/22 - 23:36
Limit: FCC_Part15.209_RE(3m)	Engineer: Roy Cheng
Probe: BBHA9120D_1-18GHz	Polarity: Horizontal
EUT: 802.11ac Dual Band Module	Power: AC 120V/60Hz
Test Mode: Transmit at channel 2412MHz by 802.11n-HT20 Ant 1	

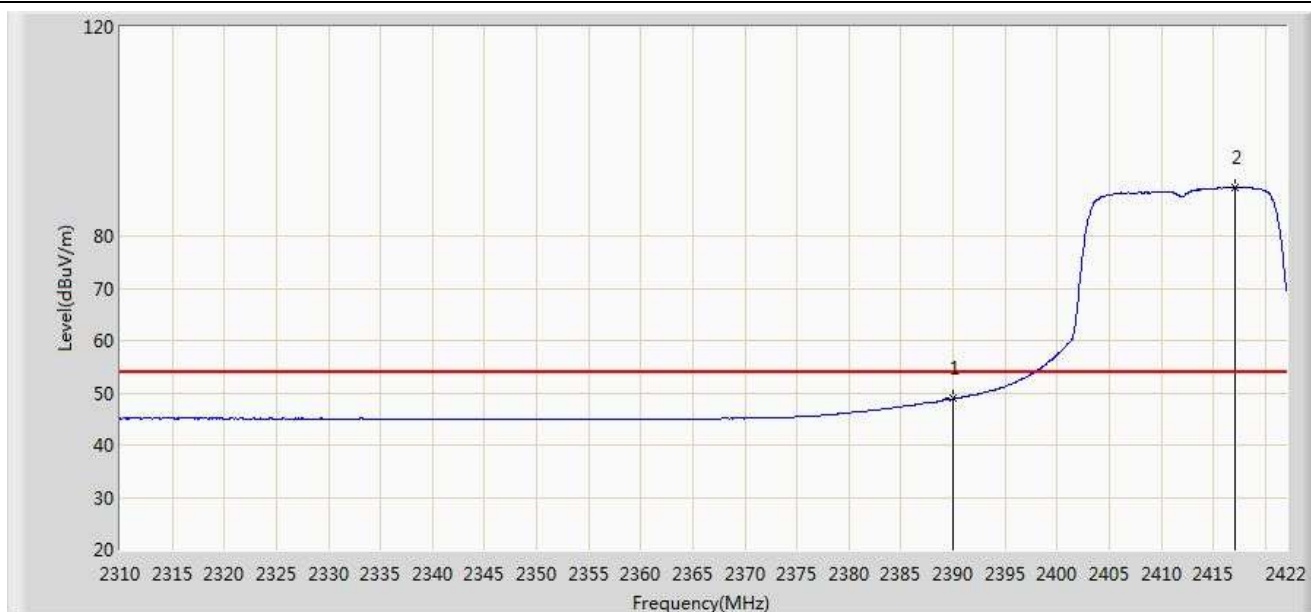


No	Flag	Mark	Frequency (MHz)	Measure Level (dBuV/m)	Reading Level (dBuV)	Over Limit (dB)	Limit (dBuV/m)	Factor (dB)	Type
1			2390.000	63.466	32.263	-10.534	74.000	31.203	PK
2		*	2415.896	102.906	71.743	N/A	N/A	31.163	PK

Note: Measure Level (dBμV/m) = Reading Level (dBμV) + Factor (dB)

Factor (dB) = Cable Loss (dB) + Antenna Factor (dB/m).

Site: AC1	Time: 2015/04/22 - 23:37
Limit: FCC_Part15.209_RE(3m)	Engineer: Roy Cheng
Probe: BBHA9120D_1-18GHz	Polarity: Horizontal
EUT: 802.11ac Dual Band Module	Power: AC 120V/60Hz
Test Mode: Transmit at channel 2412MHz by 802.11n-HT20 Ant 1	

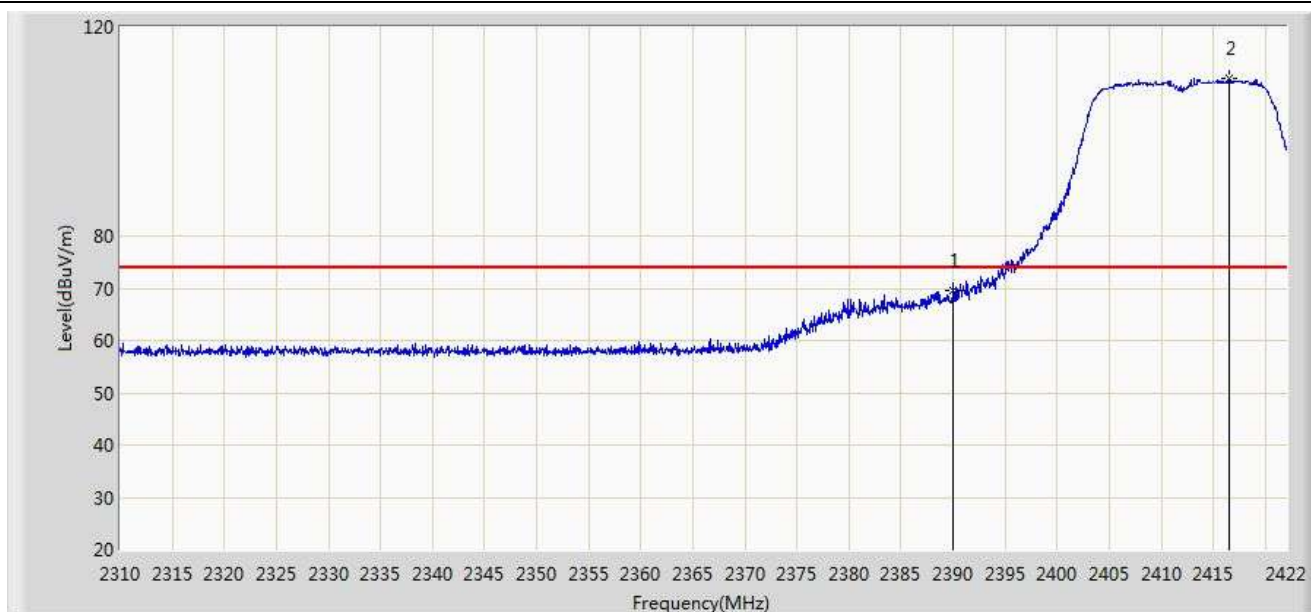


No	Flag	Mark	Frequency (MHz)	Measure Level (dBuV/m)	Reading Level (dBuV)	Over Limit (dB)	Limit (dBuV/m)	Factor (dB)	Type
1			2390.000	48.871	17.668	-5.129	54.000	31.203	AV
2		*	2417.072	89.280	58.119	N/A	N/A	31.161	AV

Note: Measure Level (dBuV/m) = Reading Level (dBuV) + Factor (dB)

Factor (dB) = Cable Loss (dB) + Antenna Factor (dB/m).

Site: AC1	Time: 2015/04/22 - 23:39
Limit: FCC_Part15.209_RE(3m)	Engineer: Roy Cheng
Probe: BBHA9120D_1-18GHz	Polarity: Vertical
EUT: 802.11ac Dual Band Module	Power: AC 120V/60Hz
Test Mode: Transmit at channel 2412MHz by 802.11n-HT20 Ant 1	

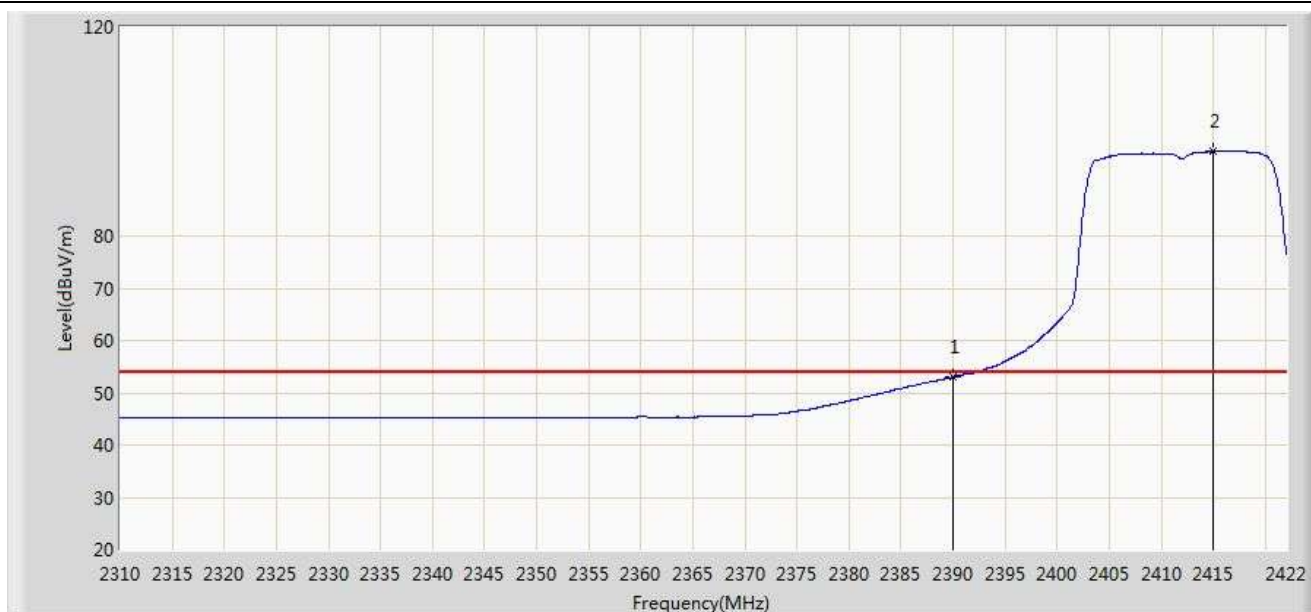


No	Flag	Mark	Frequency (MHz)	Measure Level (dBuV/m)	Reading Level (dBuV)	Over Limit (dB)	Limit (dBuV/m)	Factor (dB)	Type
1			2390.000	69.499	38.296	-4.501	74.000	31.203	PK
2		*	2416.568	110.218	79.056	N/A	N/A	31.162	PK

Note: Measure Level (dBuV/m) = Reading Level (dBuV) + Factor (dB)

Factor (dB) = Cable Loss (dB) + Antenna Factor (dB/m).

Site: AC1	Time: 2015/04/22 - 23:39
Limit: FCC_Part15.209_RE(3m)	Engineer: Roy Cheng
Probe: BBHA9120D_1-18GHz	Polarity: Vertical
EUT: 802.11ac Dual Band Module	Power: AC 120V/60Hz
Test Mode: Transmit at channel 2412MHz by 802.11n-HT20 Ant 1	

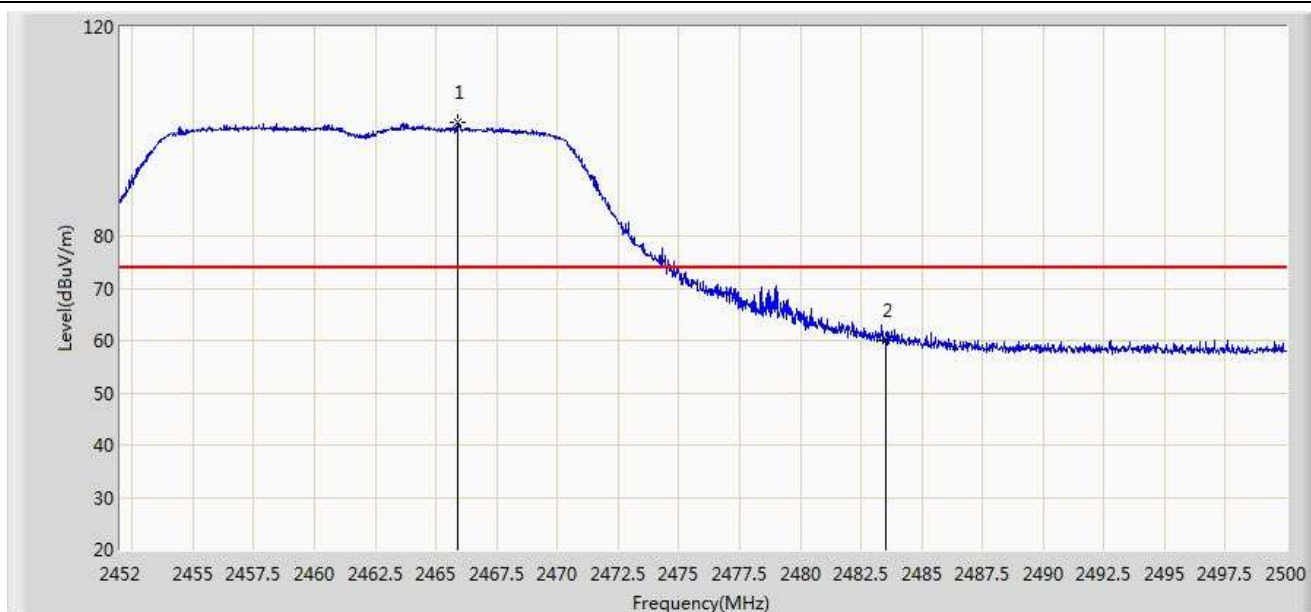


No	Flag	Mark	Frequency (MHz)	Measure Level (dBuV/m)	Reading Level (dBuV)	Over Limit (dB)	Limit (dBuV/m)	Factor (dB)	Type
1			2390.000	52.959	21.756	-1.041	54.000	31.203	AV
2		*	2415.000	96.343	65.179	N/A	N/A	31.165	AV

Note: Measure Level (dBμV/m) = Reading Level (dBμV) + Factor (dB)

Factor (dB) = Cable Loss (dB) + Antenna Factor (dB/m).

Site: AC1	Time: 2015/04/22 - 23:43
Limit: FCC_Part15.209_RE(3m)	Engineer: Roy Cheng
Probe: BBHA9120D_1-18GHz	Polarity: Horizontal
EUT: 802.11ac Dual Band Module	Power: AC 120V/60Hz
Test Mode: Transmit at channel 2462MHz by 802.11n-HT20 Ant 1	

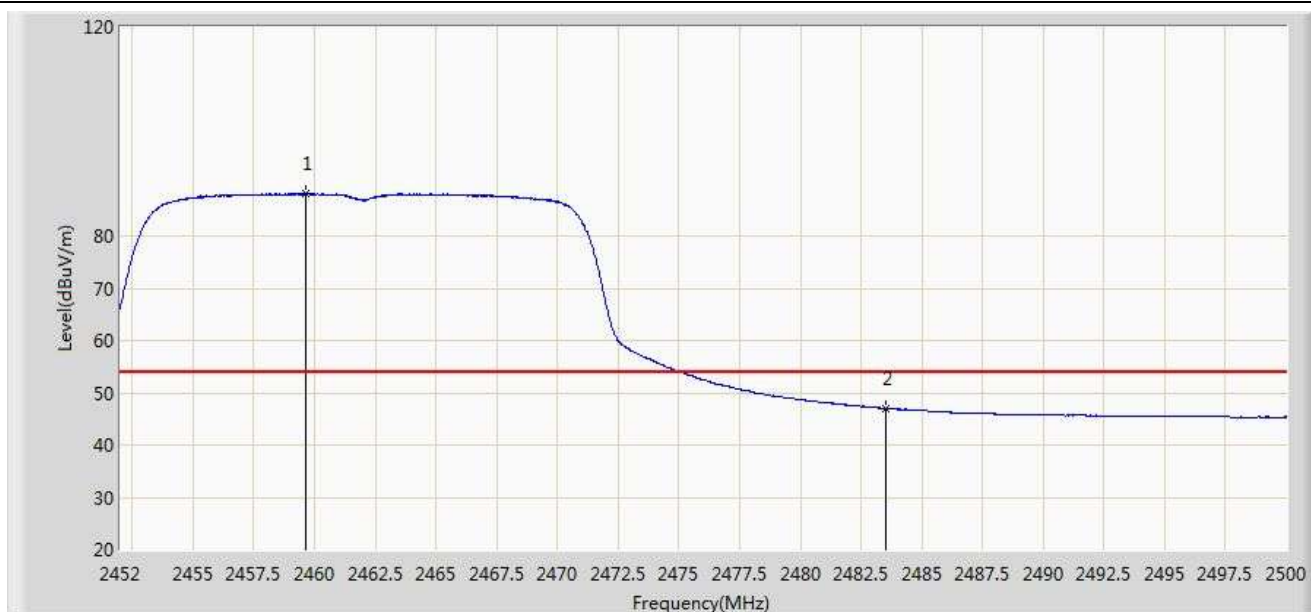


No	Flag	Mark	Frequency (MHz)	Measure Level (dBuV/m)	Reading Level (dBuV)	Over Limit (dB)	Limit (dBuV/m)	Factor (dB)	Type
1		*	2465.872	101.695	70.550	N/A	N/A	31.145	PK
2			2483.500	59.987	28.794	-14.013	74.000	31.194	PK

Note: Measure Level (dBuV/m) = Reading Level (dBuV) + Factor (dB)

Factor (dB) = Cable Loss (dB) + Antenna Factor (dB/m).

Site: AC1	Time: 2015/04/22 - 23:43
Limit: FCC_Part15.209_RE(3m)	Engineer: Roy Cheng
Probe: BBHA9120D_1-18GHz	Polarity: Horizontal
EUT: 802.11ac Dual Band Module	Power: AC 120V/60Hz
Test Mode: Transmit at channel 2462MHz by 802.11n-HT20 Ant 1	

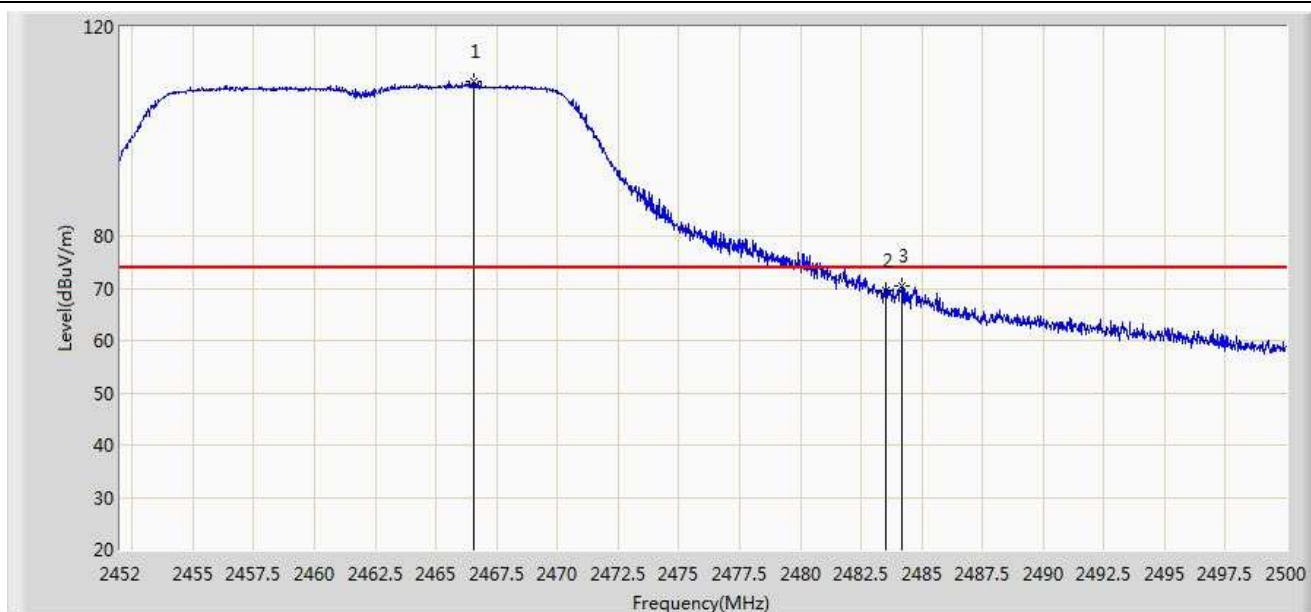


No	Flag	Mark	Frequency (MHz)	Measure Level (dBuV/m)	Reading Level (dBuV)	Over Limit (dB)	Limit (dBuV/m)	Factor (dB)	Type
1		*	2459.656	87.999	56.868	N/A	N/A	31.131	AV
2			2483.500	47.016	15.823	-6.984	54.000	31.194	AV

Note: Measure Level (dBμV/m) = Reading Level (dBμV) + Factor (dB)

Factor (dB) = Cable Loss (dB) + Antenna Factor (dB/m).

Site: AC1	Time: 2015/04/22 - 23:46
Limit: FCC_Part15.209_RE(3m)	Engineer: Roy Cheng
Probe: BBHA9120D_1-18GHz	Polarity: Vertical
EUT: 802.11ac Dual Band Module	Power: AC 120V/60Hz
Test Mode: Transmit at channel 2462MHz by 802.11n-HT20 Ant 1	

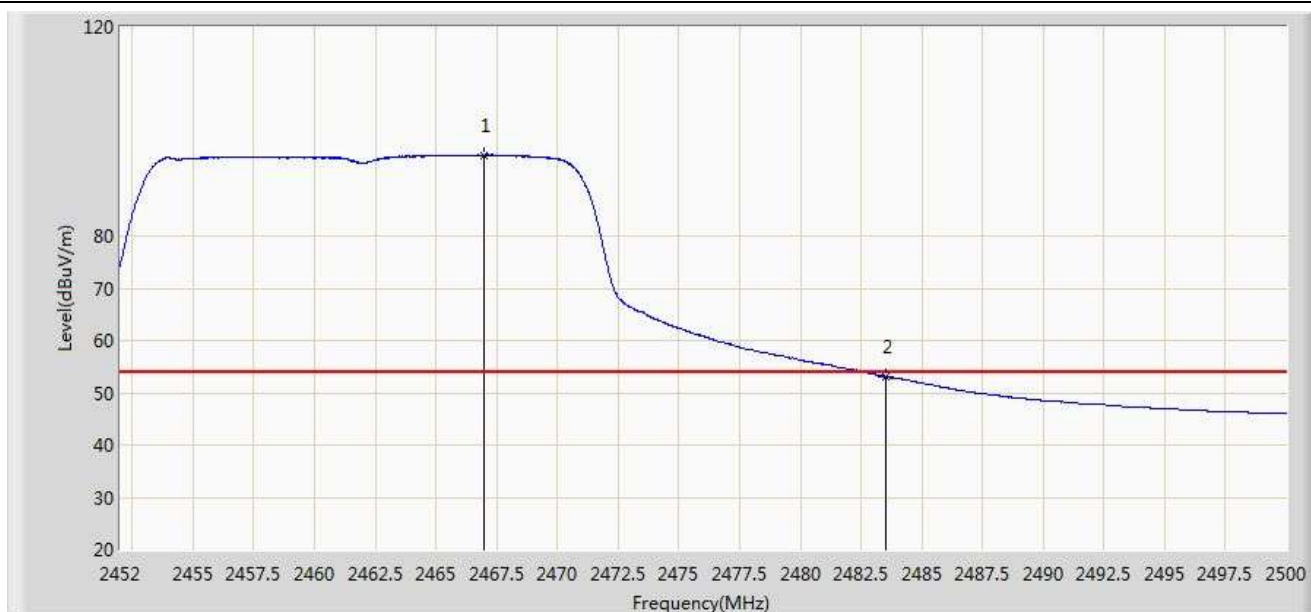


No	Flag	Mark	Frequency (MHz)	Measure Level (dBuV/m)	Reading Level (dBuV)	Over Limit (dB)	Limit (dBuV/m)	Factor (dB)	Type
1		*	2466.568	109.547	78.400	N/A	N/A	31.147	PK
2			2483.500	69.570	38.377	-4.430	74.000	31.194	PK
3			2484.208	70.472	39.277	-3.528	74.000	31.195	PK

Note: Measure Level (dBuV/m) = Reading Level (dBuV) + Factor (dB)

Factor (dB) = Cable Loss (dB) + Antenna Factor (dB/m).

Site: AC1	Time: 2015/04/22 - 23:45
Limit: FCC_Part15.209_RE(3m)	Engineer: Roy Cheng
Probe: BBHA9120D_1-18GHz	Polarity: Vertical
EUT: 802.11ac Dual Band Module	Power: AC 120V/60Hz
Test Mode: Transmit at channel 2462MHz by 802.11n-HT20 Ant 1	

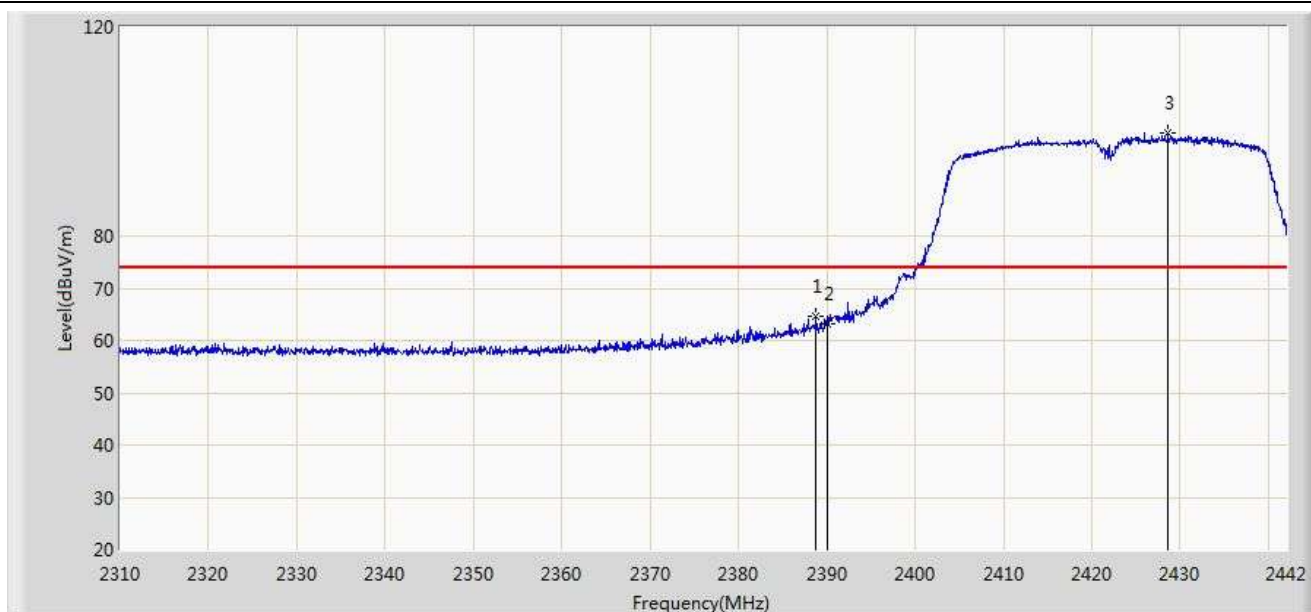


No	Flag	Mark	Frequency (MHz)	Measure Level (dBuV/m)	Reading Level (dBuV)	Over Limit (dB)	Limit (dBuV/m)	Factor (dB)	Type
1		*	2466.976	95.489	64.341	N/A	N/A	31.148	AV
2			2483.500	53.148	21.955	-0.852	54.000	31.194	AV

Note: Measure Level (dBuV/m) = Reading Level (dBuV) + Factor (dB)

Factor (dB) = Cable Loss (dB) + Antenna Factor (dB/m).

Site: AC1	Time: 2015/04/22 - 23:50
Limit: FCC_Part15.209_RE(3m)	Engineer: Roy Cheng
Probe: BBHA9120D_1-18GHz	Polarity: Horizontal
EUT: 802.11ac Dual Band Module	Power: AC 120V/60Hz
Test Mode: Transmit at channel 2422MHz by 802.11n-HT40 Ant 1	

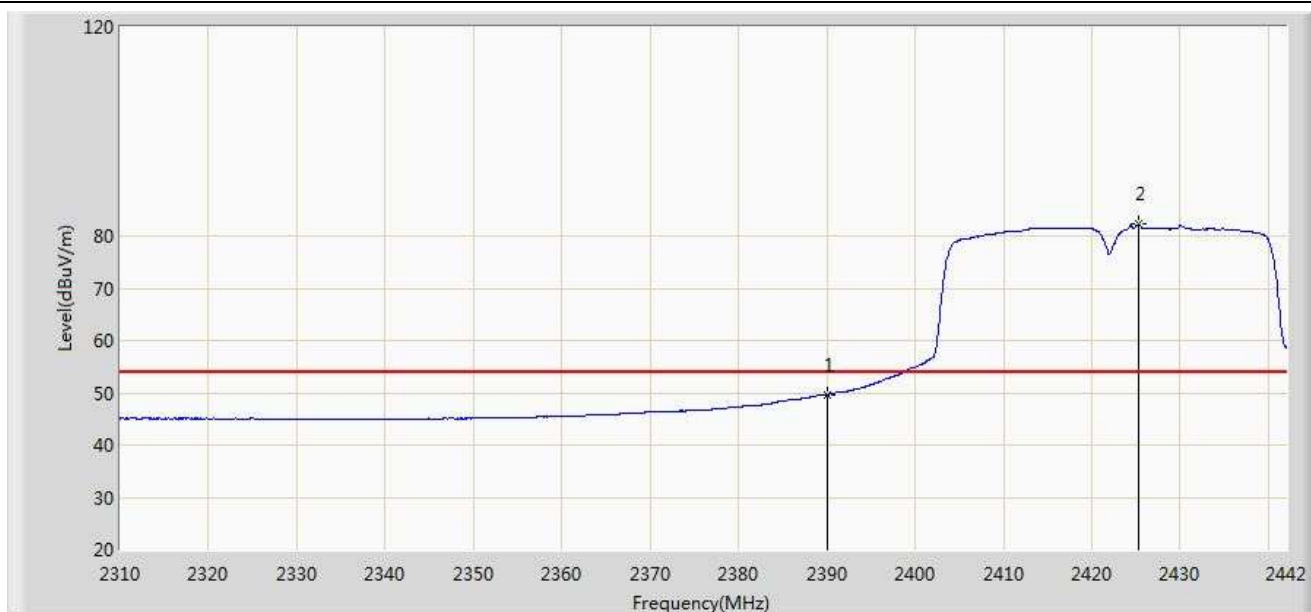


No	Flag	Mark	Frequency (MHz)	Measure Level (dBuV/m)	Reading Level (dBuV)	Over Limit (dB)	Limit (dBuV/m)	Factor (dB)	Type
1			2388.804	64.517	33.312	-9.483	74.000	31.205	PK
2			2390.000	63.307	32.104	-10.693	74.000	31.203	PK
3		*	2428.668	99.819	68.678	N/A	N/A	31.140	PK

Note: Measure Level (dBuV/m) = Reading Level (dBuV) + Factor (dB)

Factor (dB) = Cable Loss (dB) + Antenna Factor (dB/m).

Site: AC1	Time: 2015/04/22 - 23:50
Limit: FCC_Part15.209_RE(3m)	Engineer: Roy Cheng
Probe: BBHA9120D_1-18GHz	Polarity: Horizontal
EUT: 802.11ac Dual Band Module	Power: AC 120V/60Hz
Test Mode: Transmit at channel 2422MHz by 802.11n-HT40 Ant 1	

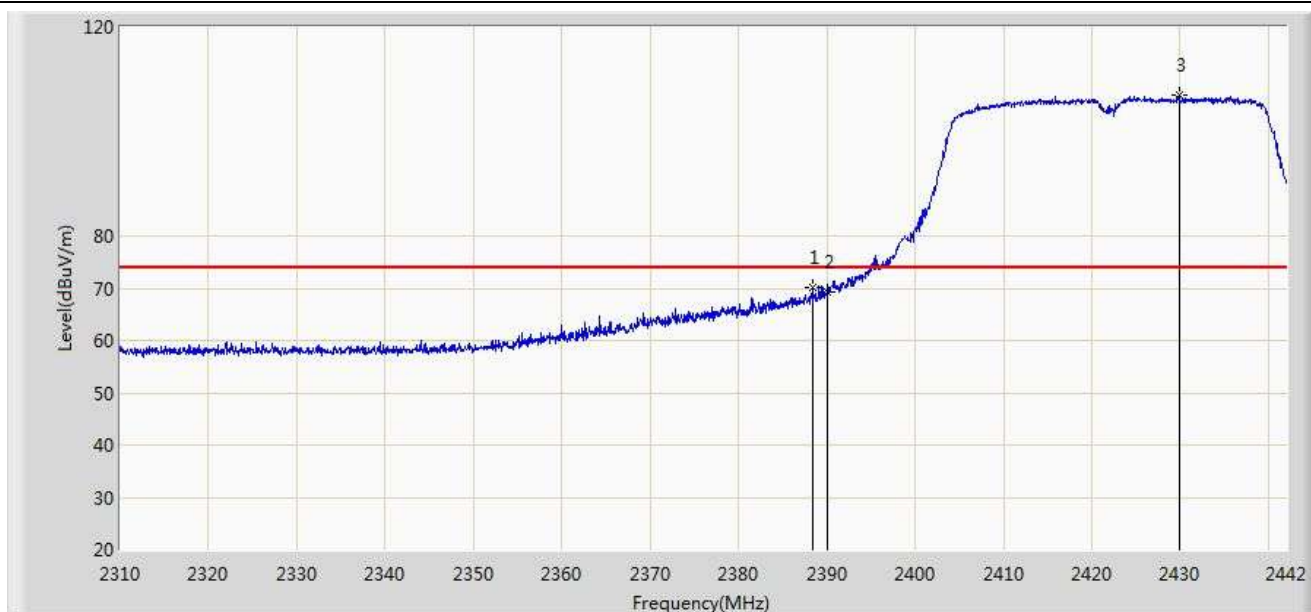


No	Flag	Mark	Frequency (MHz)	Measure Level (dBuV/m)	Reading Level (dBuV)	Over Limit (dB)	Limit (dBuV/m)	Factor (dB)	Type
1			2390.000	49.633	18.430	-4.367	54.000	31.203	AV
2		*	2425.302	82.302	51.155	N/A	N/A	31.146	AV

Note: Measure Level (dBμV/m) = Reading Level (dBμV) + Factor (dB)

Factor (dB) = Cable Loss (dB) + Antenna Factor (dB/m).

Site: AC1	Time: 2015/04/22 - 23:53
Limit: FCC_Part15.209_RE(3m)	Engineer: Roy Cheng
Probe: BBHA9120D_1-18GHz	Polarity: Vertical
EUT: 802.11ac Dual Band Module	Power: AC 120V/60Hz
Test Mode: Transmit at channel 2422MHz by 802.11n-HT40 Ant 1	

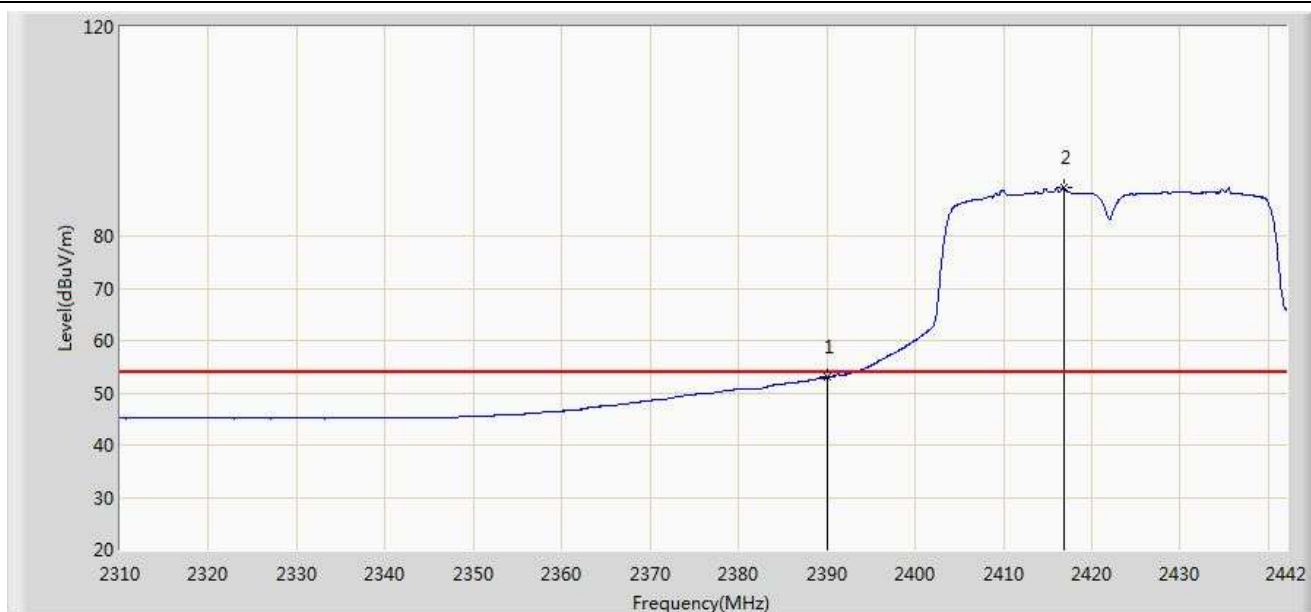


No	Flag	Mark	Frequency (MHz)	Measure Level (dBuV/m)	Reading Level (dBuV)	Over Limit (dB)	Limit (dBuV/m)	Factor (dB)	Type
1			2388.342	70.275	39.069	-3.725	74.000	31.206	PK
2			2390.000	69.151	37.948	-4.849	74.000	31.203	PK
3		*	2429.922	107.042	75.904	N/A	N/A	31.138	PK

Note: Measure Level (dBuV/m) = Reading Level (dBuV) + Factor (dB)

Factor (dB) = Cable Loss (dB) + Antenna Factor (dB/m).

Site: AC1	Time: 2015/04/22 - 23:53
Limit: FCC_Part15.209_RE(3m)	Engineer: Roy Cheng
Probe: BBHA9120D_1-18GHz	Polarity: Vertical
EUT: 802.11ac Dual Band Module	Power: AC 120V/60Hz
Test Mode: Transmit at channel 2422MHz by 802.11n-HT40 Ant 1	

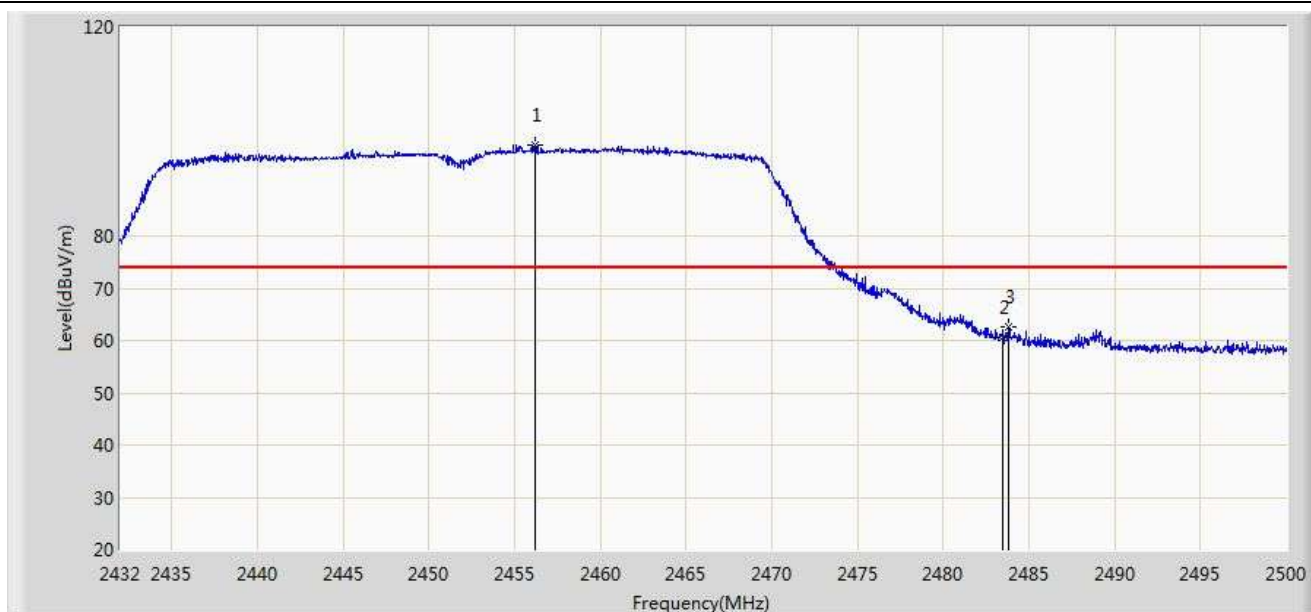


No	Flag	Mark	Frequency (MHz)	Measure Level (dBuV/m)	Reading Level (dBuV)	Over Limit (dB)	Limit (dBuV/m)	Factor (dB)	Type
1			2390.000	52.926	21.723	-1.074	54.000	31.203	AV
2		*	2416.854	89.217	58.056	N/A	N/A	31.161	AV

Note: Measure Level (dBμV/m) = Reading Level (dBμV) + Factor (dB)

Factor (dB) = Cable Loss (dB) + Antenna Factor (dB/m).

Site: AC1	Time: 2015/04/22 - 23:58
Limit: FCC_Part15.209_RE(3m)	Engineer: Roy Cheng
Probe: BBHA9120D_1-18GHz	Polarity: Horizontal
EUT: 802.11ac Dual Band Module	Power: AC 120V/60Hz
Test Mode: Transmit at channel 2452MHz by 802.11n-HT40 Ant 1	



No	Flag	Mark	Frequency (MHz)	Measure Level (dBuV/m)	Reading Level (dBuV)	Over Limit (dB)	Limit (dBuV/m)	Factor (dB)	Type
1		*	2456.174	97.502	66.377	N/A	N/A	31.125	PK
2			2483.500	60.561	29.368	-13.439	74.000	31.194	PK
3			2483.850	62.609	31.415	-11.391	74.000	31.194	PK

Note: Measure Level (dBuV/m) = Reading Level (dBuV) + Factor (dB)

Factor (dB) = Cable Loss (dB) + Antenna Factor (dB/m).

Site: AC1	Time: 2015/04/22 - 23:59
Limit: FCC_Part15.209_RE(3m)	Engineer: Roy Cheng
Probe: BBHA9120D_1-18GHz	Polarity: Horizontal
EUT: 802.11ac Dual Band Module	Power: AC 120V/60Hz
Test Mode: Transmit at channel 2452MHz by 802.11n-HT40 Ant 1	



No	Flag	Mark	Frequency (MHz)	Measure Level (dBuV/m)	Reading Level (dBuV)	Over Limit (dB)	Limit (dBuV/m)	Factor (dB)	Type
1		*	2456.072	80.819	49.694	N/A	N/A	31.125	AV
2			2483.500	46.953	15.760	-7.047	54.000	31.194	AV

Note: Measure Level (dBuV/m) = Reading Level (dBuV) + Factor (dB)

Factor (dB) = Cable Loss (dB) + Antenna Factor (dB/m).

Site: AC1	Time: 2015/04/23 - 00:02
Limit: FCC_Part15.209_RE(3m)	Engineer: Roy Cheng
Probe: BBHA9120D_1-18GHz	Polarity: Vertical
EUT: 802.11ac Dual Band Module	Power: AC 120V/60Hz
Test Mode: Transmit at channel 2452MHz by 802.11n-HT40 Ant 1	

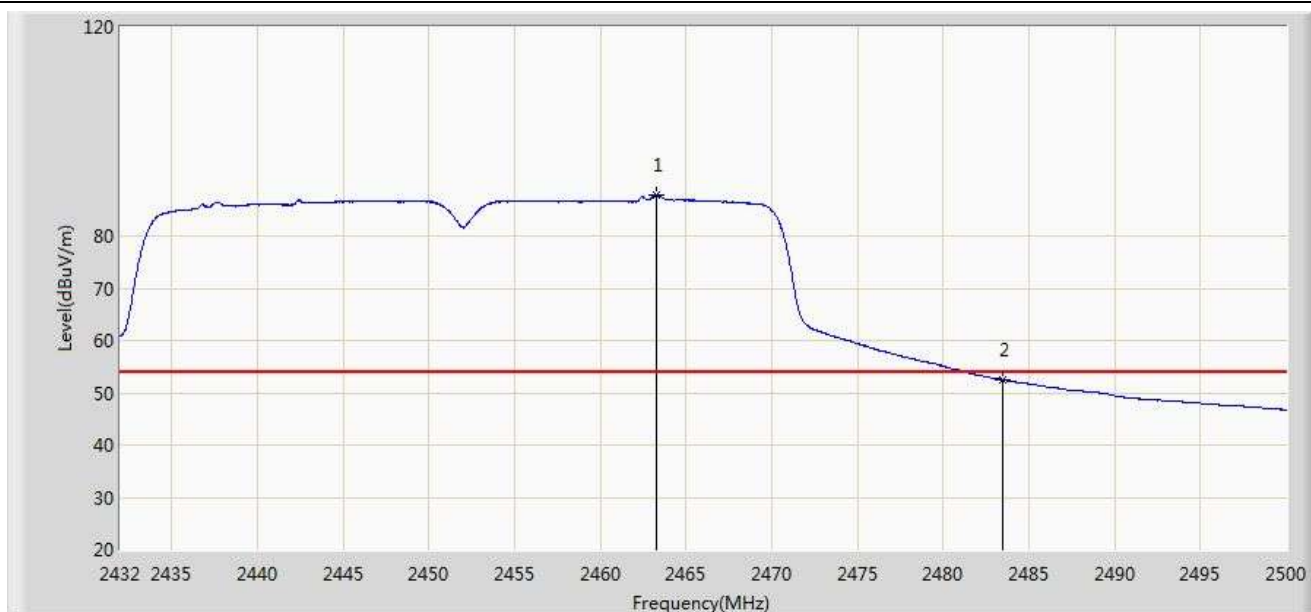


No	Flag	Mark	Frequency (MHz)	Measure Level (dBuV/m)	Reading Level (dBuV)	Over Limit (dB)	Limit (dBuV/m)	Factor (dB)	Type
1		*	2462.192	104.964	73.828	N/A	N/A	31.136	PK
2			2483.500	69.425	38.232	-4.575	74.000	31.194	PK
3			2484.020	70.642	39.447	-3.358	74.000	31.195	PK

Note: Measure Level (dBuV/m) = Reading Level (dBuV) + Factor (dB)

Factor (dB) = Cable Loss (dB) + Antenna Factor (dB/m).

Site: AC1	Time: 2015/04/23 - 00:01
Limit: FCC_Part15.209_RE(3m)	Engineer: Roy Cheng
Probe: BBHA9120D_1-18GHz	Polarity: Vertical
EUT: 802.11ac Dual Band Module	Power: AC 120V/60Hz
Test Mode: Transmit at channel 2452MHz by 802.11n-HT40 Ant 1	

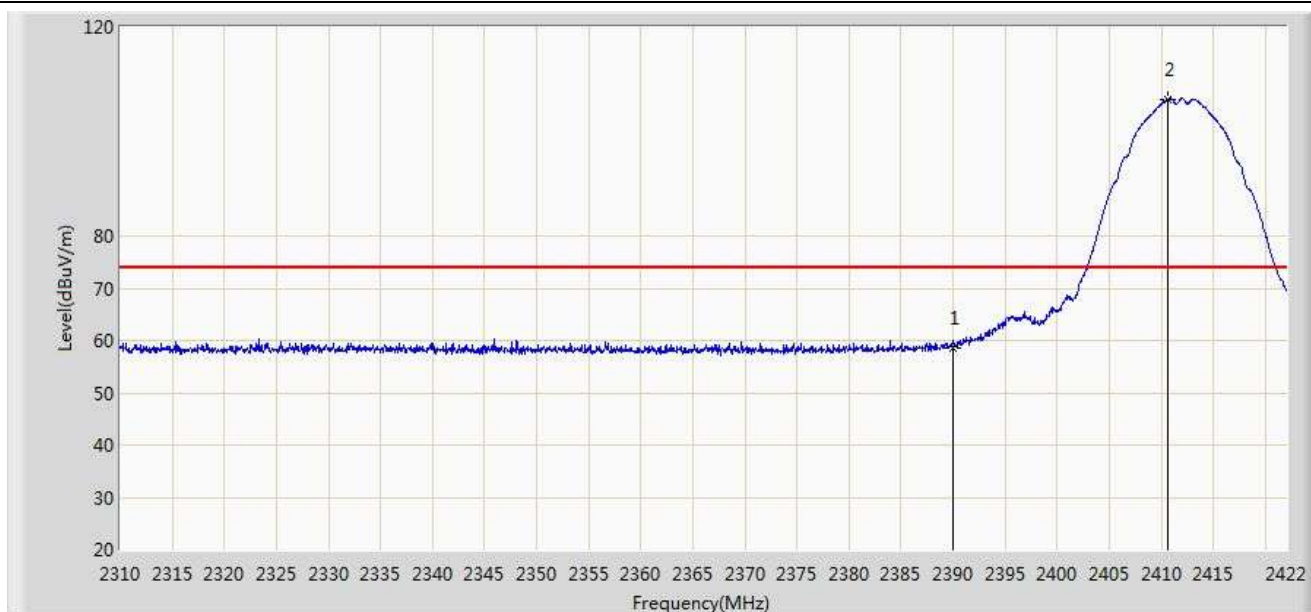


No	Flag	Mark	Frequency (MHz)	Measure Level (dBuV/m)	Reading Level (dBuV)	Over Limit (dB)	Limit (dBuV/m)	Factor (dB)	Type
1		*	2463.280	87.872	56.734	N/A	N/A	31.138	AV
2			2483.500	52.447	21.254	-1.553	54.000	31.194	AV

Note: Measure Level (dBuV/m) = Reading Level (dBuV) + Factor (dB)

Factor (dB) = Cable Loss (dB) + Antenna Factor (dB/m).

Site: AC1	Time: 2015/04/23 - 00:06
Limit: FCC_Part15.209_RE(3m)	Engineer: Roy Cheng
Probe: BBHA9120D_1-18GHz	Polarity: Horizontal
EUT: 802.11ac Dual Band Module	Power: AC 120V/60Hz
Test Mode: Transmit at channel 2412MHz by 802.11b Ant 2	

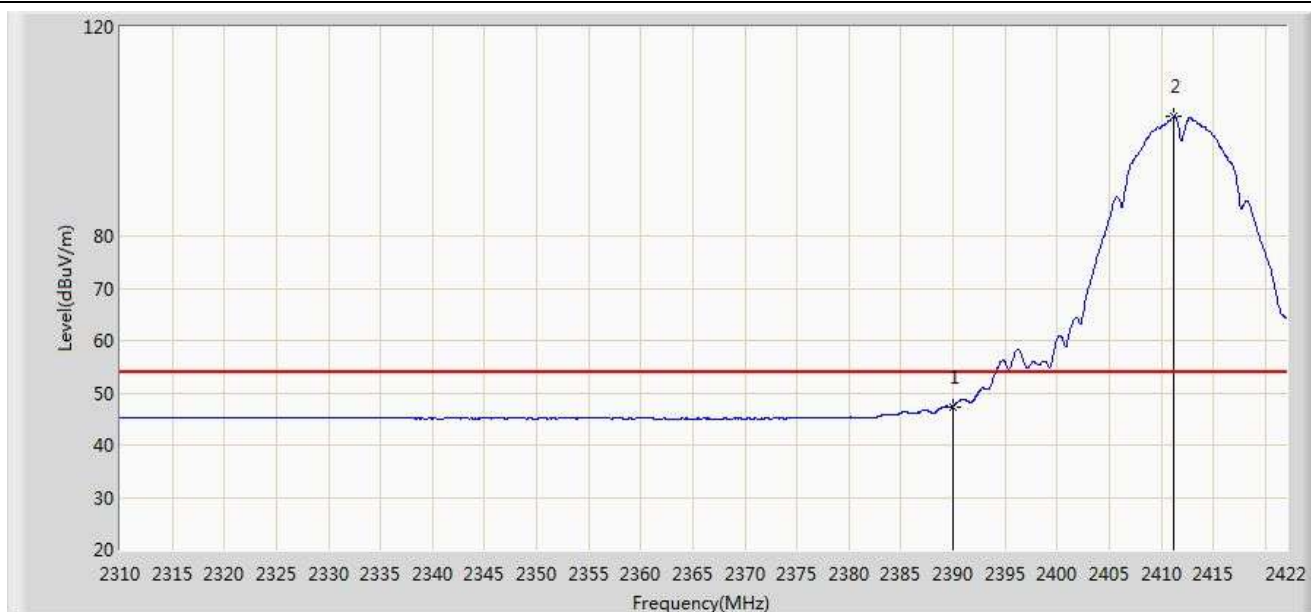


No	Flag	Mark	Frequency (MHz)	Measure Level (dBuV/m)	Reading Level (dBuV)	Over Limit (dB)	Limit (dBuV/m)	Factor (dB)	Type
1			2390.000	58.645	27.442	-15.355	74.000	31.203	PK
2		*	2410.688	106.181	75.009	N/A	N/A	31.172	PK

Note: Measure Level (dBμV/m) = Reading Level (dBμV) + Factor (dB)

Factor (dB) = Cable Loss (dB) + Antenna Factor (dB/m).

Site: AC1	Time: 2015/04/23 - 00:09
Limit: FCC_Part15.209_RE(3m)	Engineer: Roy Cheng
Probe: BBHA9120D_1-18GHz	Polarity: Horizontal
EUT: 802.11ac Dual Band Module	Power: AC 120V/60Hz
Test Mode: Transmit at channel 2412MHz by 802.11b Ant 2	

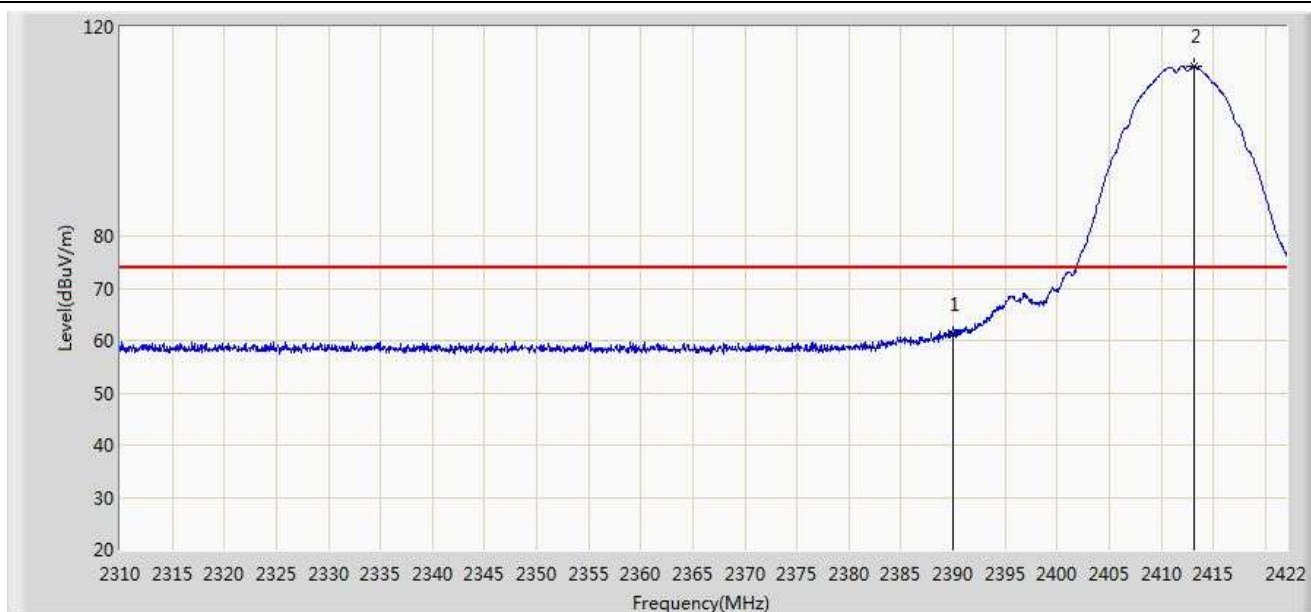


No	Flag	Mark	Frequency (MHz)	Measure Level (dBuV/m)	Reading Level (dBuV)	Over Limit (dB)	Limit (dBuV/m)	Factor (dB)	Type
1			2390.000	47.390	16.187	-6.610	54.000	31.203	AV
2		*	2411.248	102.793	71.622	N/A	N/A	31.171	AV

Note: Measure Level (dBμV/m) = Reading Level (dBμV) + Factor (dB)

Factor (dB) = Cable Loss (dB) + Antenna Factor (dB/m).

Site: AC1	Time: 2015/04/23 - 00:10
Limit: FCC_Part15.209_RE(3m)	Engineer: Roy Cheng
Probe: BBHA9120D_1-18GHz	Polarity: Vertical
EUT: 802.11ac Dual Band Module	Power: AC 120V/60Hz
Test Mode: Transmit at channel 2412MHz by 802.11b Ant 2	

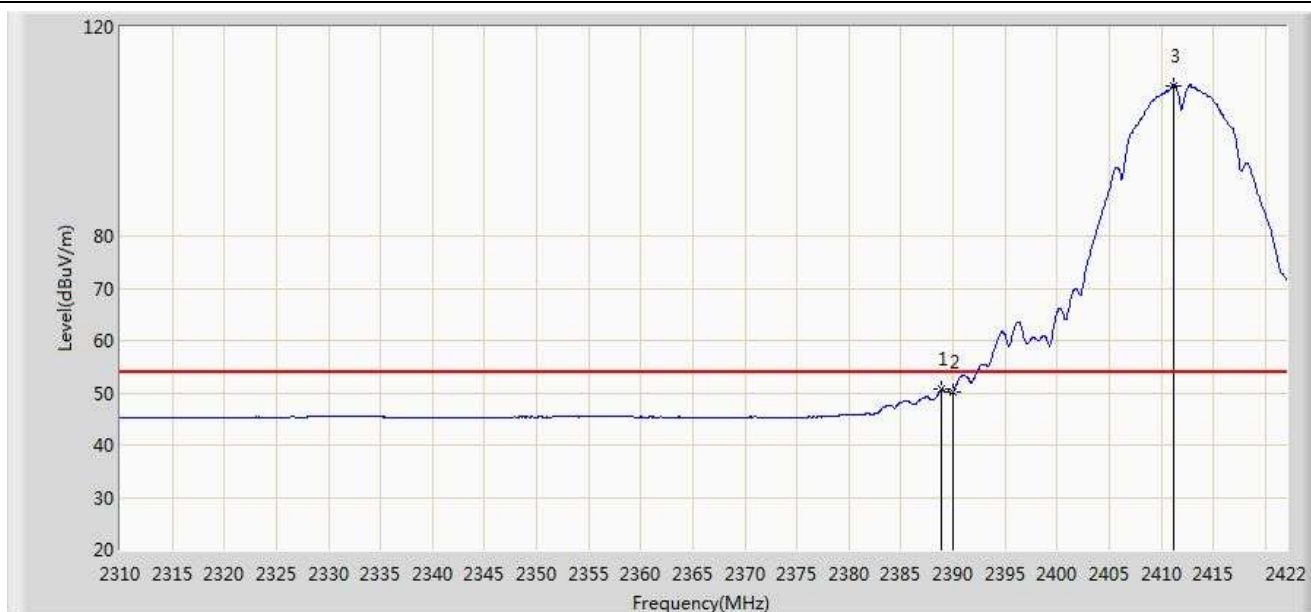


No	Flag	Mark	Frequency (MHz)	Measure Level (dBuV/m)	Reading Level (dBuV)	Over Limit (dB)	Limit (dBuV/m)	Factor (dB)	Type
1			2390.000	61.213	30.010	-12.787	74.000	31.203	PK
2		*	2413.208	112.398	81.231	N/A	N/A	31.167	PK

Note: Measure Level (dBuV/m) = Reading Level (dBuV) + Factor (dB)

Factor (dB) = Cable Loss (dB) + Antenna Factor (dB/m).

Site: AC1	Time: 2015/04/23 - 00:13
Limit: FCC_Part15.209_RE(3m)	Engineer: Roy Cheng
Probe: BBHA9120D_1-18GHz	Polarity: Vertical
EUT: 802.11ac Dual Band Module	Power: AC 120V/60Hz
Test Mode: Transmit at channel 2412MHz by 802.11b Ant 2	

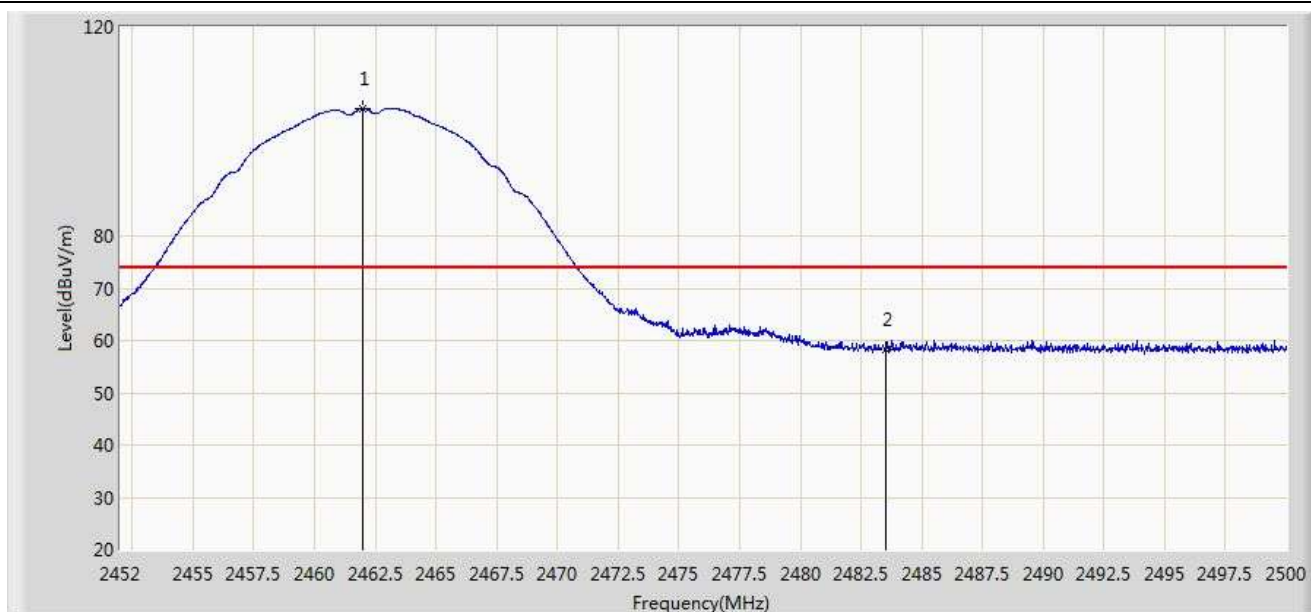


No	Flag	Mark	Frequency (MHz)	Measure Level (dBuV/m)	Reading Level (dBuV)	Over Limit (dB)	Limit (dBuV/m)	Factor (dB)	Type
1			2388.904	50.595	19.390	-3.405	54.000	31.205	AV
2			2390.000	50.121	18.918	-3.879	54.000	31.203	AV
3	X	*	2411.136	108.818	77.647	N/A	N/A	31.171	AV

Note: Measure Level (dBuV/m) = Reading Level (dBuV) + Factor (dB)

Factor (dB) = Cable Loss (dB) + Antenna Factor (dB/m).

Site: AC1	Time: 2015/04/23 - 00:14
Limit: FCC_Part15.209_RE(3m)	Engineer: Roy Cheng
Probe: BBHA9120D_1-18GHz	Polarity: Horizontal
EUT: 802.11ac Dual Band Module	Power: AC 120V/60Hz
Test Mode: Transmit at channel 2462MHz by 802.11b Ant 2	



No	Flag	Mark	Frequency (MHz)	Measure Level (dBuV/m)	Reading Level (dBuV)	Over Limit (dB)	Limit (dBuV/m)	Factor (dB)	Type
1		*	2461.984	104.376	73.241	N/A	N/A	31.135	PK
2			2483.500	58.359	27.166	-15.641	74.000	31.194	PK

Note: Measure Level (dBμV/m) = Reading Level (dBμV) + Factor (dB)

Factor (dB) = Cable Loss (dB) + Antenna Factor (dB/m).

Site: AC1	Time: 2015/04/23 - 00:16
Limit: FCC_Part15.209_RE(3m)	Engineer: Roy Cheng
Probe: BBHA9120D_1-18GHz	Polarity: Horizontal
EUT: 802.11ac Dual Band Module	Power: AC 120V/60Hz
Test Mode: Transmit at channel 2462MHz by 802.11b Ant 2	



No	Flag	Mark	Frequency (MHz)	Measure Level (dBuV/m)	Reading Level (dBuV)	Over Limit (dB)	Limit (dBuV/m)	Factor (dB)	Type
1		*	2462.632	100.608	69.471	N/A	N/A	31.137	AV
2			2483.500	46.073	14.880	-7.927	54.000	31.194	AV

Note: Measure Level (dBμV/m) = Reading Level (dBμV) + Factor (dB)

Factor (dB) = Cable Loss (dB) + Antenna Factor (dB/m).

Site: AC1	Time: 2015/04/23 - 00:17
Limit: FCC_Part15.209_RE(3m)	Engineer: Roy Cheng
Probe: BBHA9120D_1-18GHz	Polarity: Vertical
EUT: 802.11ac Dual Band Module	Power: AC 120V/60Hz
Test Mode: Transmit at channel 2462MHz by 802.11b Ant 2	



No	Flag	Mark	Frequency (MHz)	Measure Level (dBuV/m)	Reading Level (dBuV)	Over Limit (dB)	Limit (dBuV/m)	Factor (dB)	Type
1		*	2462.056	112.798	81.663	N/A	N/A	31.135	PK
2			2483.500	60.322	29.129	-13.678	74.000	31.194	PK

Note: Measure Level (dBuV/m) = Reading Level (dBuV) + Factor (dB)

Factor (dB) = Cable Loss (dB) + Antenna Factor (dB/m).

Site: AC1	Time: 2015/04/23 - 00:17
Limit: FCC_Part15.209_RE(3m)	Engineer: Roy Cheng
Probe: BBHA9120D_1-18GHz	Polarity: Vertical
EUT: 802.11ac Dual Band Module	Power: AC 120V/60Hz
Test Mode: Transmit at channel 2462MHz by 802.11b Ant 2	

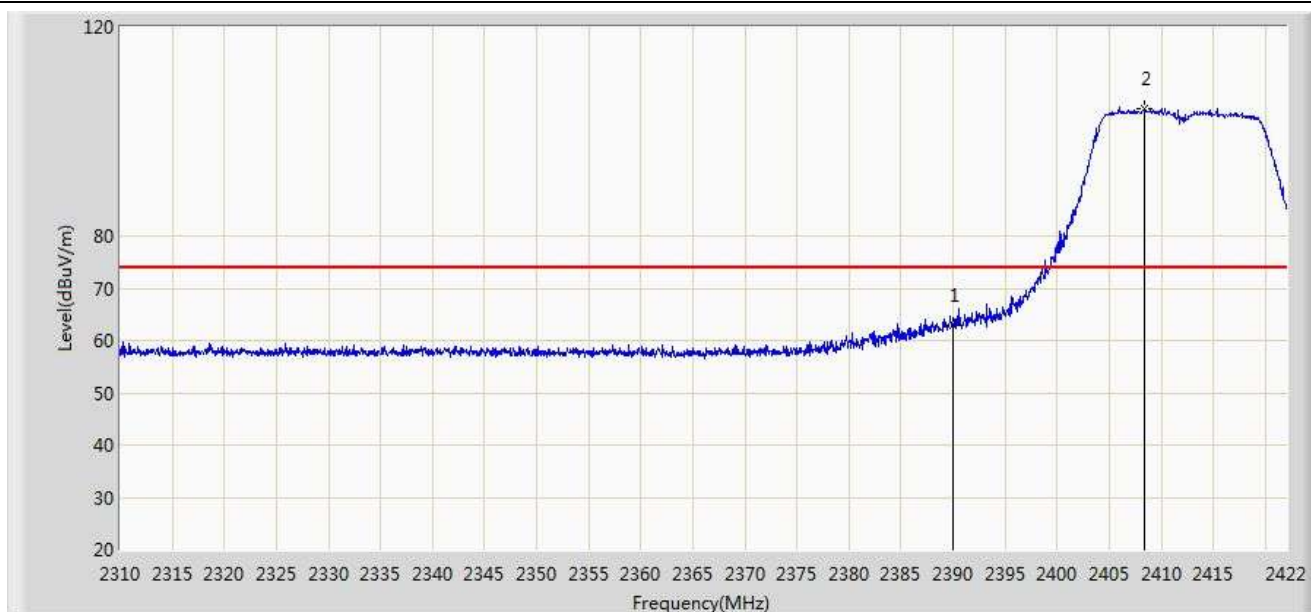


No	Flag	Mark	Frequency (MHz)	Measure Level (dBuV/m)	Reading Level (dBuV)	Over Limit (dB)	Limit (dBuV/m)	Factor (dB)	Type
1	X	*	2462.656	108.775	77.638	N/A	N/A	31.137	AV
2			2483.500	48.878	17.685	-5.122	54.000	31.194	AV

Note: Measure Level (dBμV/m) = Reading Level (dBμV) + Factor (dB)

Factor (dB) = Cable Loss (dB) + Antenna Factor (dB/m).

Site: AC1	Time: 2015/04/23 - 00:18
Limit: FCC_Part15.209_RE(3m)	Engineer: Roy Cheng
Probe: BBHA9120D_1-18GHz	Polarity: Horizontal
EUT: 802.11ac Dual Band Module	Power: AC 120V/60Hz
Test Mode: Transmit at channel 2412MHz by 802.11g Ant 2	

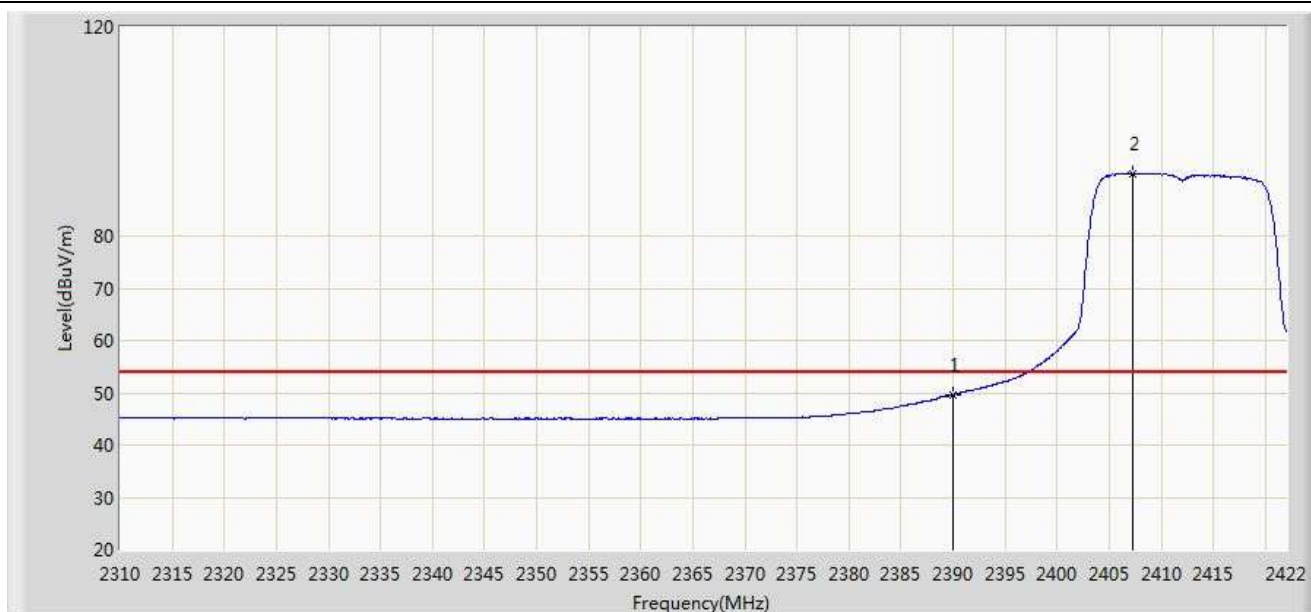


No	Flag	Mark	Frequency (MHz)	Measure Level (dBuV/m)	Reading Level (dBuV)	Over Limit (dB)	Limit (dBuV/m)	Factor (dB)	Type
1			2390.000	62.851	31.648	-11.149	74.000	31.203	PK
2		*	2408.336	104.484	73.309	N/A	N/A	31.175	PK

Note: Measure Level (dBuV/m) = Reading Level (dBuV) + Factor (dB)

Factor (dB) = Cable Loss (dB) + Antenna Factor (dB/m).

Site: AC1	Time: 2015/04/23 - 00:19
Limit: FCC_Part15.209_RE(3m)	Engineer: Roy Cheng
Probe: BBHA9120D_1-18GHz	Polarity: Horizontal
EUT: 802.11ac Dual Band Module	Power: AC 120V/60Hz
Test Mode: Transmit at channel 2412MHz by 802.11g Ant 2	

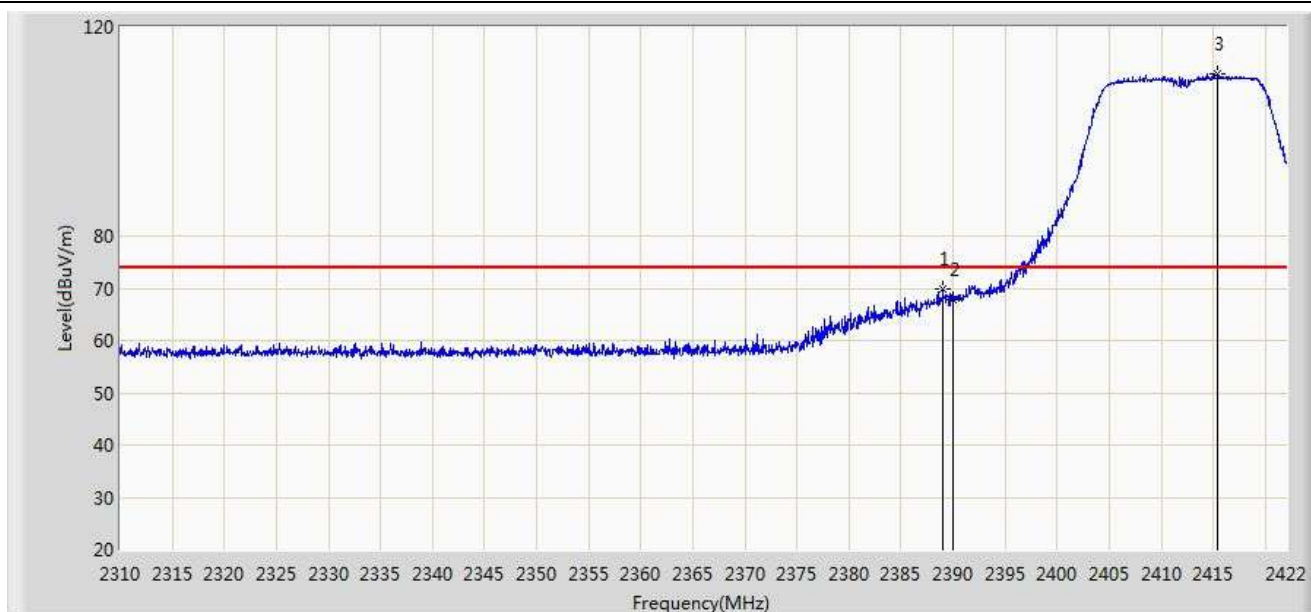


No	Flag	Mark	Frequency (MHz)	Measure Level (dBuV/m)	Reading Level (dBuV)	Over Limit (dB)	Limit (dBuV/m)	Factor (dB)	Type
1			2390.000	49.646	18.443	-4.354	54.000	31.203	AV
2		*	2407.328	92.011	60.835	N/A	N/A	31.176	AV

Note: Measure Level (dBμV/m) = Reading Level (dBμV) + Factor (dB)

Factor (dB) = Cable Loss (dB) + Antenna Factor (dB/m).

Site: AC1	Time: 2015/04/23 - 00:22
Limit: FCC_Part15.209_RE(3m)	Engineer: Roy Cheng
Probe: BBHA9120D_1-18GHz	Polarity: Vertical
EUT: 802.11ac Dual Band Module	Power: AC 120V/60Hz
Test Mode: Transmit at channel 2412MHz by 802.11g Ant 2	

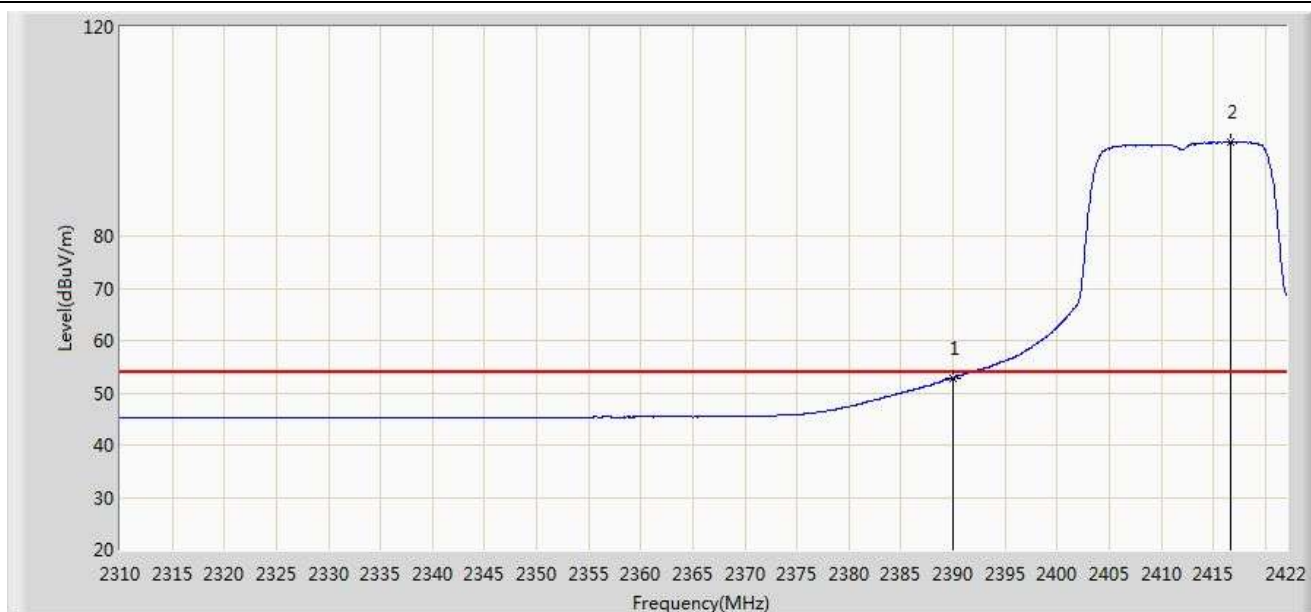


No	Flag	Mark	Frequency (MHz)	Measure Level (dBuV/m)	Reading Level (dBuV)	Over Limit (dB)	Limit (dBuV/m)	Factor (dB)	Type
1			2389.016	69.719	38.514	-4.281	74.000	31.204	PK
2			2390.000	67.937	36.734	-6.063	74.000	31.203	PK
3		*	2415.392	111.013	79.849	N/A	N/A	31.164	PK

Note: Measure Level (dBuV/m) = Reading Level (dBuV) + Factor (dB)

Factor (dB) = Cable Loss (dB) + Antenna Factor (dB/m).

Site: AC1	Time: 2015/04/23 - 00:21
Limit: FCC_Part15.209_RE(3m)	Engineer: Roy Cheng
Probe: BBHA9120D_1-18GHz	Polarity: Vertical
EUT: 802.11ac Dual Band Module	Power: AC 120V/60Hz
Test Mode: Transmit at channel 2412MHz by 802.11g Ant 2	

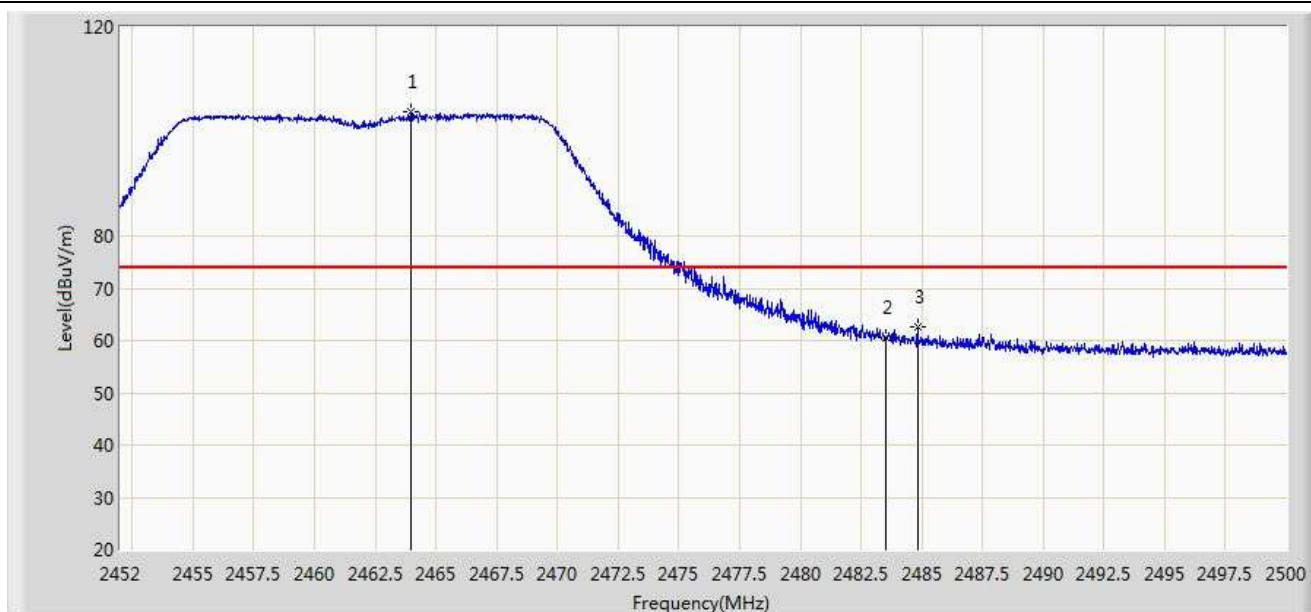


No	Flag	Mark	Frequency (MHz)	Measure Level (dBuV/m)	Reading Level (dBuV)	Over Limit (dB)	Limit (dBuV/m)	Factor (dB)	Type
1			2390.000	52.847	21.644	-1.153	54.000	31.203	AV
2		*	2416.736	98.028	66.867	N/A	N/A	31.162	AV

Note: Measure Level (dBμV/m) = Reading Level (dBμV) + Factor (dB)

Factor (dB) = Cable Loss (dB) + Antenna Factor (dB/m).

Site: AC1	Time: 2015/04/23 - 00:25
Limit: FCC_Part15.209_RE(3m)	Engineer: Roy Cheng
Probe: BBHA9120D_1-18GHz	Polarity: Horizontal
EUT: 802.11ac Dual Band Module	Power: AC 120V/60Hz
Test Mode: Transmit at channel 2462MHz by 802.11g Ant 2	

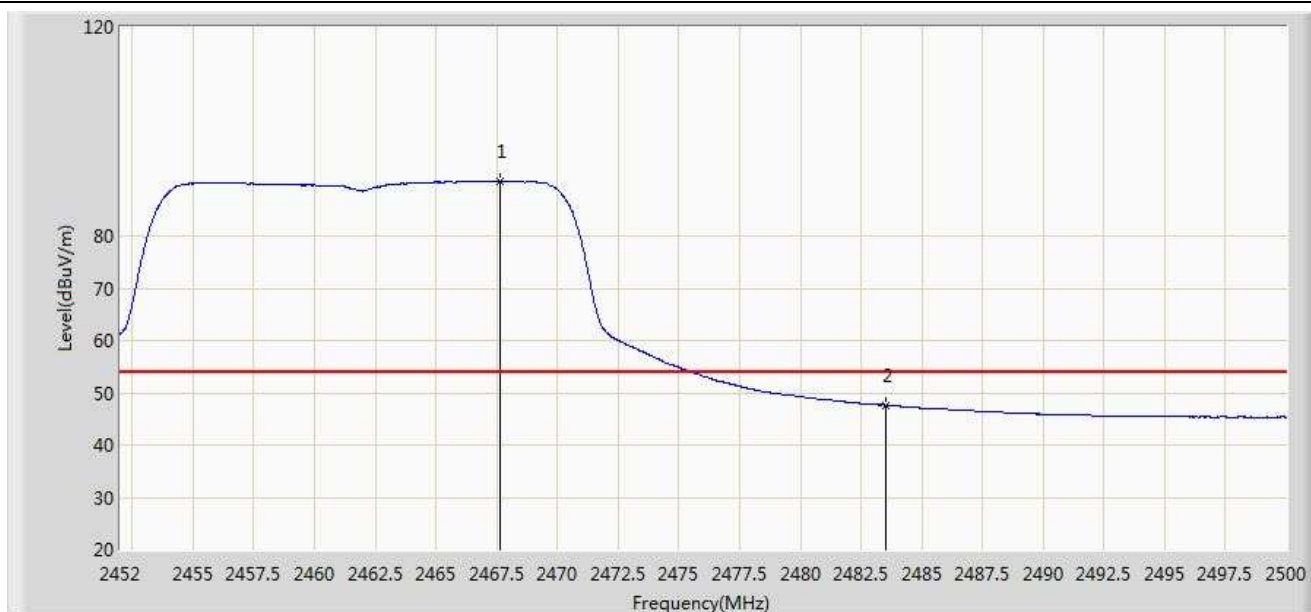


No	Flag	Mark	Frequency (MHz)	Measure Level (dBuV/m)	Reading Level (dBuV)	Over Limit (dB)	Limit (dBuV/m)	Factor (dB)	Type
1		*	2463.976	103.794	72.655	N/A	N/A	31.139	PK
2			2483.500	60.465	29.272	-13.535	74.000	31.194	PK
3			2484.832	62.609	31.412	-11.391	74.000	31.197	PK

Note: Measure Level (dBuV/m) = Reading Level (dBuV) + Factor (dB)

Factor (dB) = Cable Loss (dB) + Antenna Factor (dB/m).

Site: AC1	Time: 2015/04/23 - 00:25
Limit: FCC_Part15.209_RE(3m)	Engineer: Roy Cheng
Probe: BBHA9120D_1-18GHz	Polarity: Horizontal
EUT: 802.11ac Dual Band Module	Power: AC 120V/60Hz
Test Mode: Transmit at channel 2462MHz by 802.11g Ant 2	

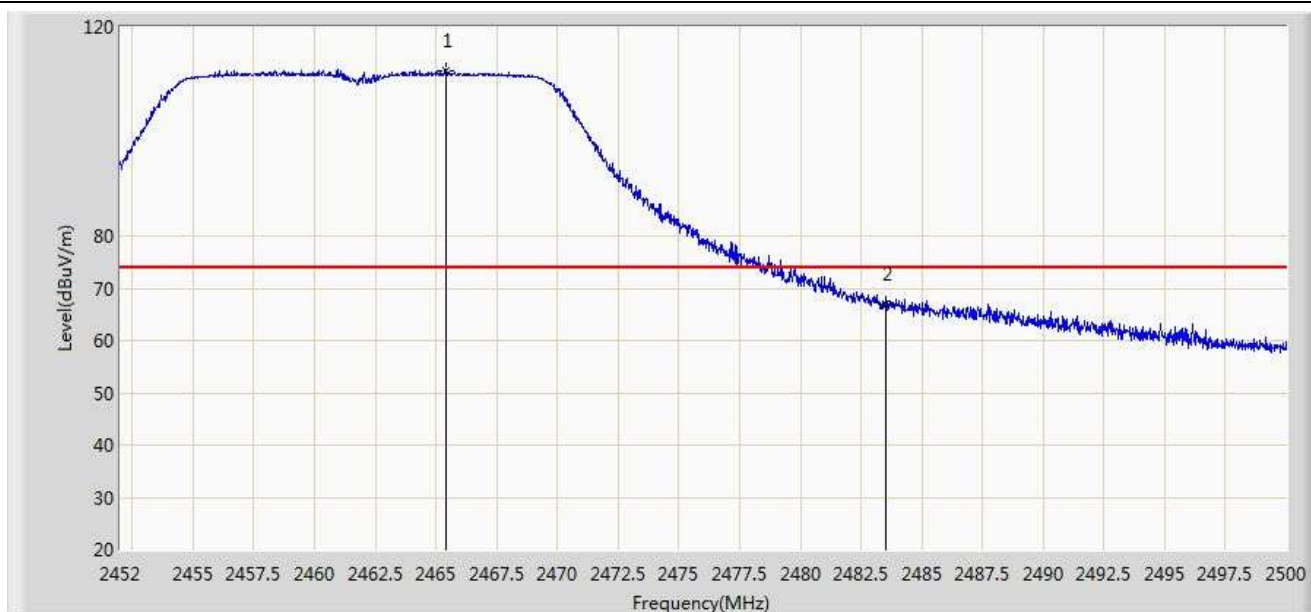


No	Flag	Mark	Frequency (MHz)	Measure Level (dBuV/m)	Reading Level (dBuV)	Over Limit (dB)	Limit (dBuV/m)	Factor (dB)	Type
1		*	2467.648	90.543	59.393	N/A	N/A	31.150	AV
2			2483.500	47.621	16.428	-6.379	54.000	31.194	AV

Note: Measure Level (dBμV/m) = Reading Level (dBμV) + Factor (dB)

Factor (dB) = Cable Loss (dB) + Antenna Factor (dB/m).

Site: AC1	Time: 2015/04/23 - 00:27
Limit: FCC_Part15.209_RE(3m)	Engineer: Roy Cheng
Probe: BBHA9120D_1-18GHz	Polarity: Vertical
EUT: 802.11ac Dual Band Module	Power: AC 120V/60Hz
Test Mode: Transmit at channel 2462MHz by 802.11g Ant 2	

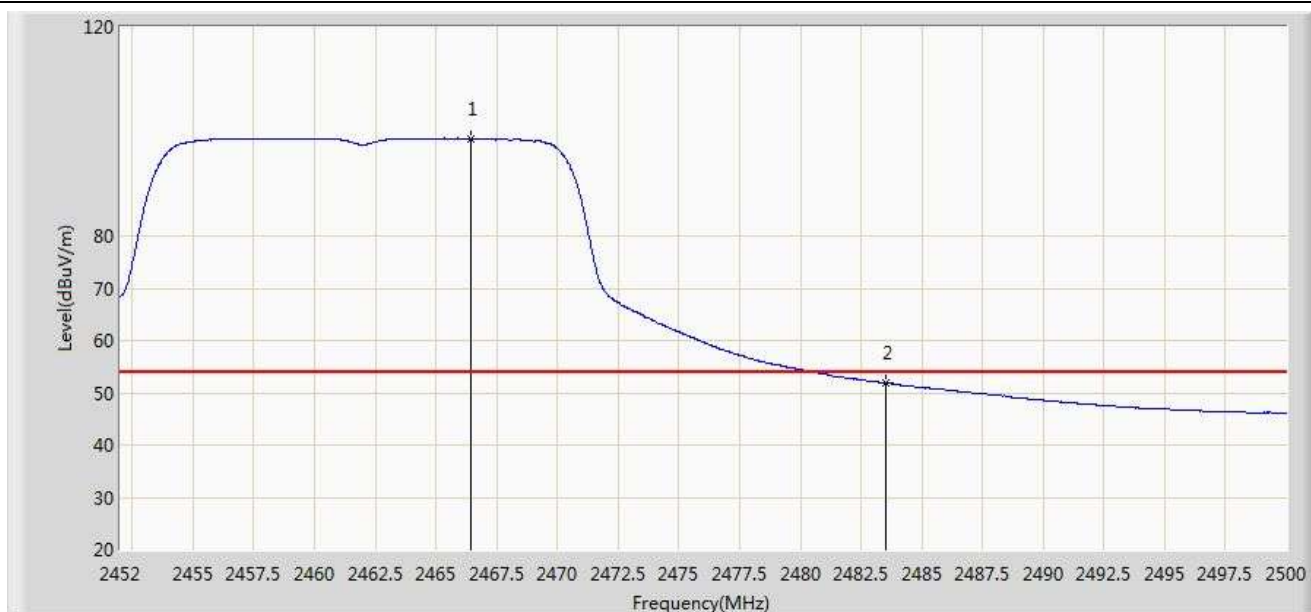


No	Flag	Mark	Frequency (MHz)	Measure Level (dBuV/m)	Reading Level (dBuV)	Over Limit (dB)	Limit (dBuV/m)	Factor (dB)	Type
1		*	2465.416	111.508	80.365	N/A	N/A	31.143	PK
2			2483.500	66.861	35.668	-7.139	74.000	31.194	PK

Note: Measure Level (dBuV/m) = Reading Level (dBuV) + Factor (dB)

Factor (dB) = Cable Loss (dB) + Antenna Factor (dB/m).

Site: AC1	Time: 2015/04/23 - 00:27
Limit: FCC_Part15.209_RE(3m)	Engineer: Roy Cheng
Probe: BBHA9120D_1-18GHz	Polarity: Vertical
EUT: 802.11ac Dual Band Module	Power: AC 120V/60Hz
Test Mode: Transmit at channel 2462MHz by 802.11g Ant 2	

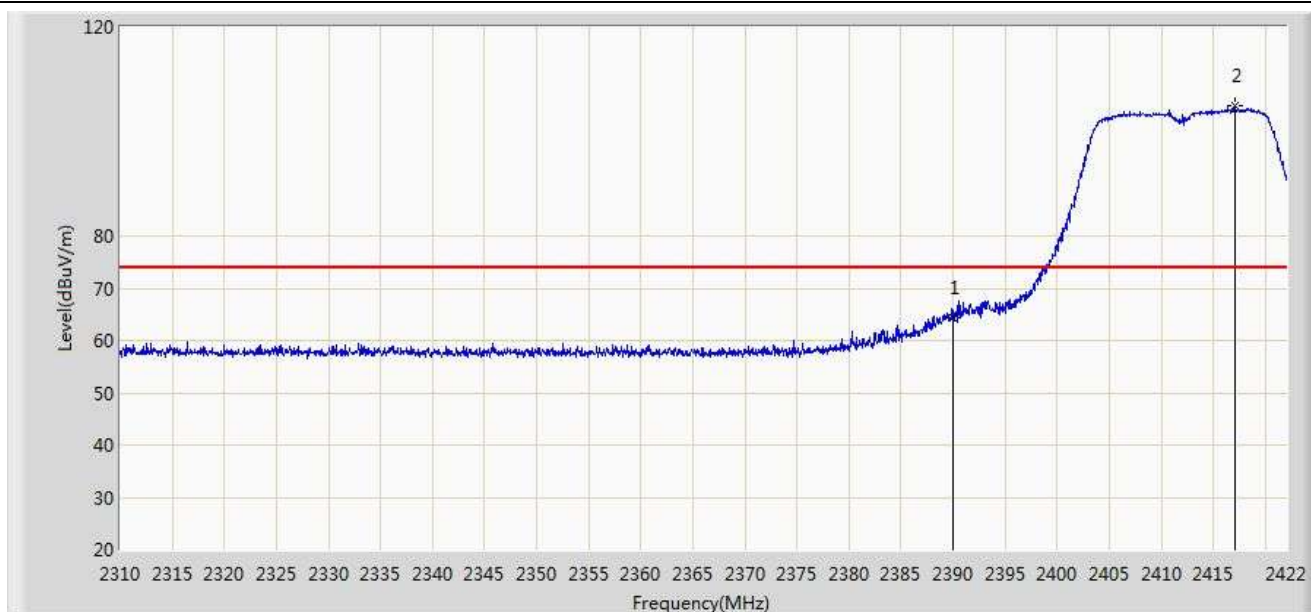


No	Flag	Mark	Frequency (MHz)	Measure Level (dBuV/m)	Reading Level (dBuV)	Over Limit (dB)	Limit (dBuV/m)	Factor (dB)	Type
1		*	2466.448	98.484	67.338	N/A	N/A	31.146	AV
2			2483.500	51.874	20.681	-2.126	54.000	31.194	AV

Note: Measure Level (dBuV/m) = Reading Level (dBuV) + Factor (dB)

Factor (dB) = Cable Loss (dB) + Antenna Factor (dB/m).

Site: AC1	Time: 2015/04/23 - 00:30
Limit: FCC_Part15.209_RE(3m)	Engineer: Roy Cheng
Probe: BBHA9120D_1-18GHz	Polarity: Horizontal
EUT: 802.11ac Dual Band Module	Power: AC 120V/60Hz
Test Mode: Transmit at channel 2412MHz by 802.11n-HT20 Ant 2	

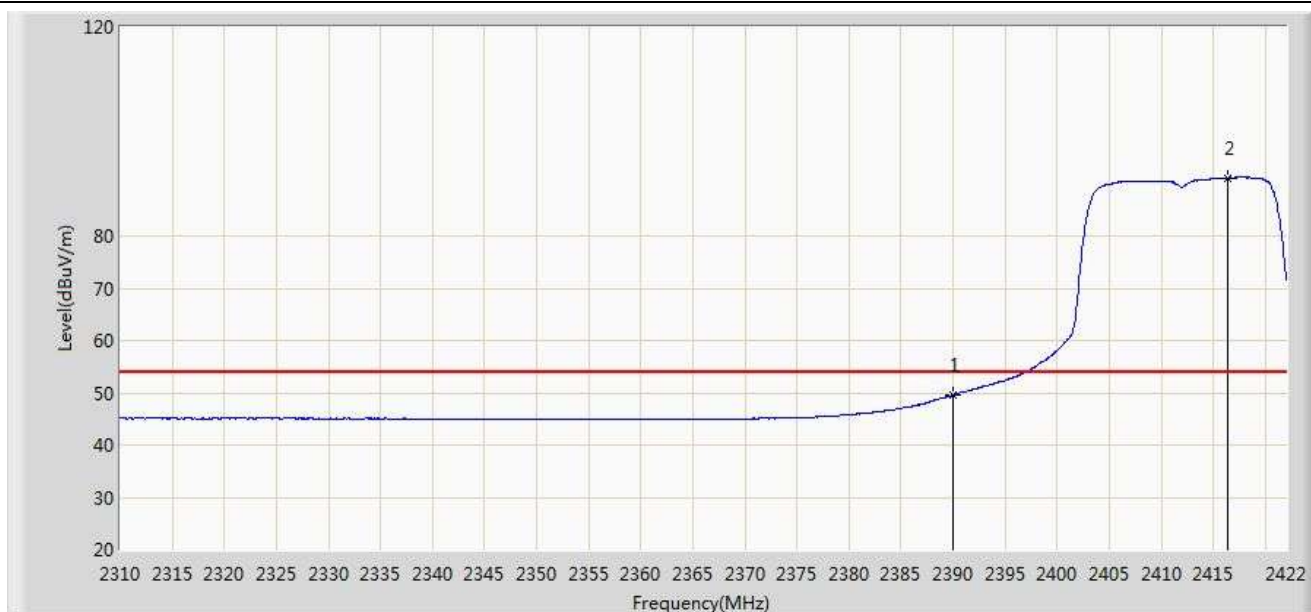


No	Flag	Mark	Frequency (MHz)	Measure Level (dBuV/m)	Reading Level (dBuV)	Over Limit (dB)	Limit (dBuV/m)	Factor (dB)	Type
1			2390.000	64.398	33.195	-9.602	74.000	31.203	PK
2		*	2417.072	105.023	73.862	N/A	N/A	31.161	PK

Note: Measure Level (dBμV/m) = Reading Level (dBμV) + Factor (dB)

Factor (dB) = Cable Loss (dB) + Antenna Factor (dB/m).

Site: AC1	Time: 2015/04/23 - 00:30
Limit: FCC_Part15.209_RE(3m)	Engineer: Roy Cheng
Probe: BBHA9120D_1-18GHz	Polarity: Horizontal
EUT: 802.11ac Dual Band Module	Power: AC 120V/60Hz
Test Mode: Transmit at channel 2412MHz by 802.11n-HT20 Ant 2	

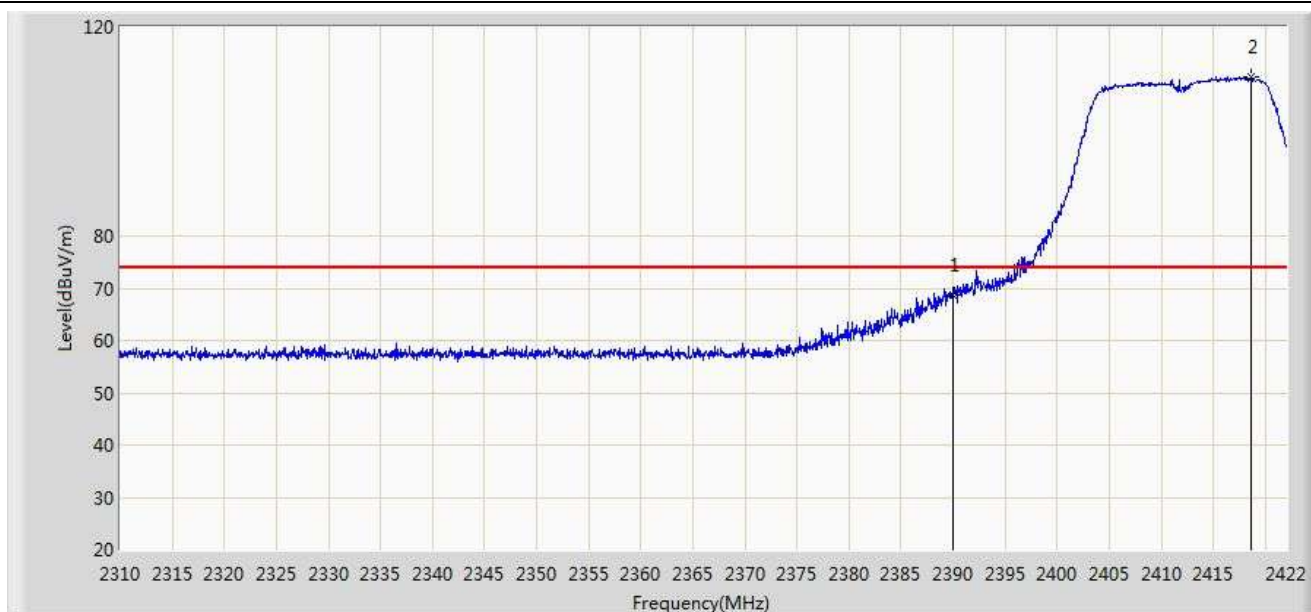


No	Flag	Mark	Frequency (MHz)	Measure Level (dBuV/m)	Reading Level (dBuV)	Over Limit (dB)	Limit (dBuV/m)	Factor (dB)	Type
1			2390.000	49.562	18.359	-4.438	54.000	31.203	AV
2		*	2416.344	91.147	59.985	N/A	N/A	31.162	AV

Note: Measure Level (dBuV/m) = Reading Level (dBuV) + Factor (dB)

Factor (dB) = Cable Loss (dB) + Antenna Factor (dB/m).

Site: AC1	Time: 2015/04/23 - 00:33
Limit: FCC_Part15.209_RE(3m)	Engineer: Roy Cheng
Probe: BBHA9120D_1-18GHz	Polarity: Vertical
EUT: 802.11ac Dual Band Module	Power: AC 120V/60Hz
Test Mode: Transmit at channel 2412MHz by 802.11n-HT20 Ant 2	

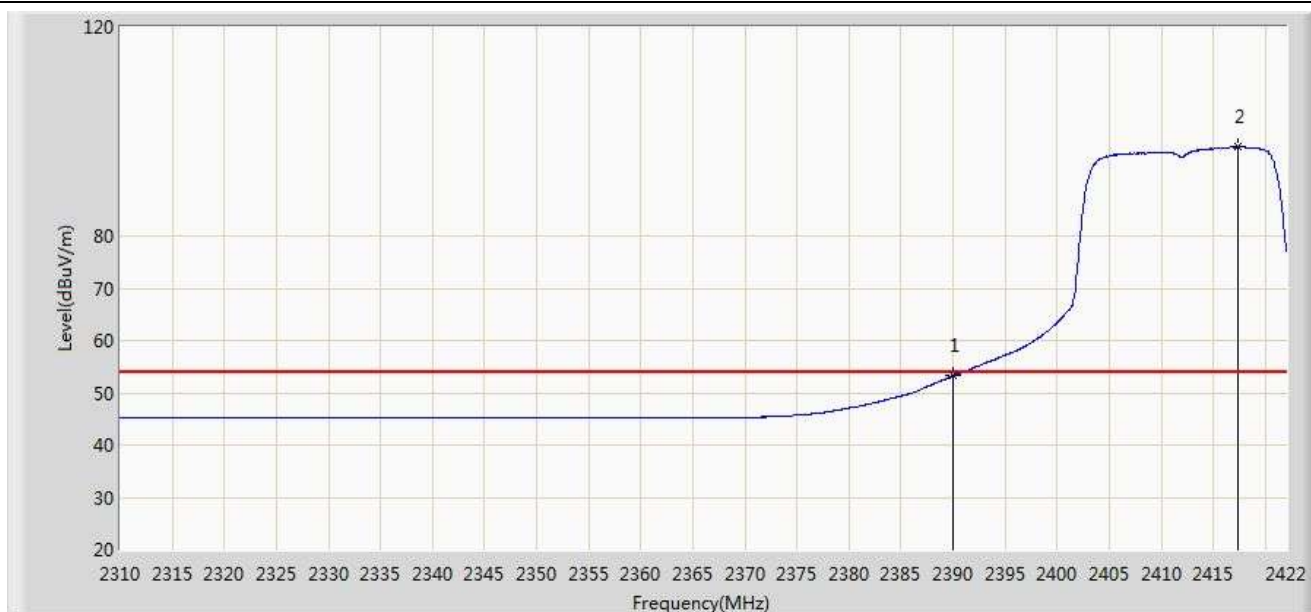


No	Flag	Mark	Frequency (MHz)	Measure Level (dBuV/m)	Reading Level (dBuV)	Over Limit (dB)	Limit (dBuV/m)	Factor (dB)	Type
1			2390.000	68.824	37.621	-5.176	74.000	31.203	PK
2		*	2418.584	110.558	79.400	N/A	N/A	31.158	PK

Note: Measure Level (dBμV/m) = Reading Level (dBμV) + Factor (dB)

Factor (dB) = Cable Loss (dB) + Antenna Factor (dB/m).

Site: AC1	Time: 2015/04/23 - 00:33
Limit: FCC_Part15.209_RE(3m)	Engineer: Roy Cheng
Probe: BBHA9120D_1-18GHz	Polarity: Vertical
EUT: 802.11ac Dual Band Module	Power: AC 120V/60Hz
Test Mode: Transmit at channel 2412MHz by 802.11n-HT20 Ant 2	

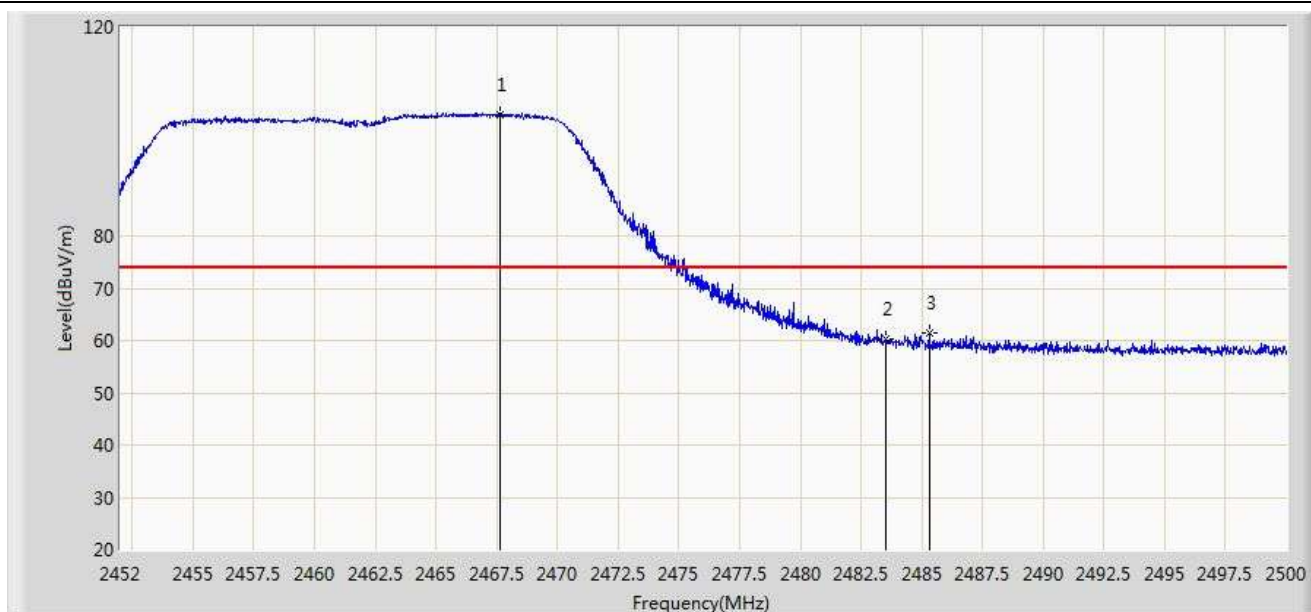


No	Flag	Mark	Frequency (MHz)	Measure Level (dBuV/m)	Reading Level (dBuV)	Over Limit (dB)	Limit (dBuV/m)	Factor (dB)	Type
1			2390.000	53.289	22.086	-0.711	54.000	31.203	AV
2		*	2417.408	97.002	65.842	N/A	N/A	31.160	AV

Note: Measure Level (dBμV/m) = Reading Level (dBμV) + Factor (dB)

Factor (dB) = Cable Loss (dB) + Antenna Factor (dB/m).

Site: AC1	Time: 2015/04/23 - 00:36
Limit: FCC_Part15.209_RE(3m)	Engineer: Roy Cheng
Probe: BBHA9120D_1-18GHz	Polarity: Horizontal
EUT: 802.11ac Dual Band Module	Power: AC 120V/60Hz
Test Mode: Transmit at channel 2462MHz by 802.11n-HT20 Ant 2	

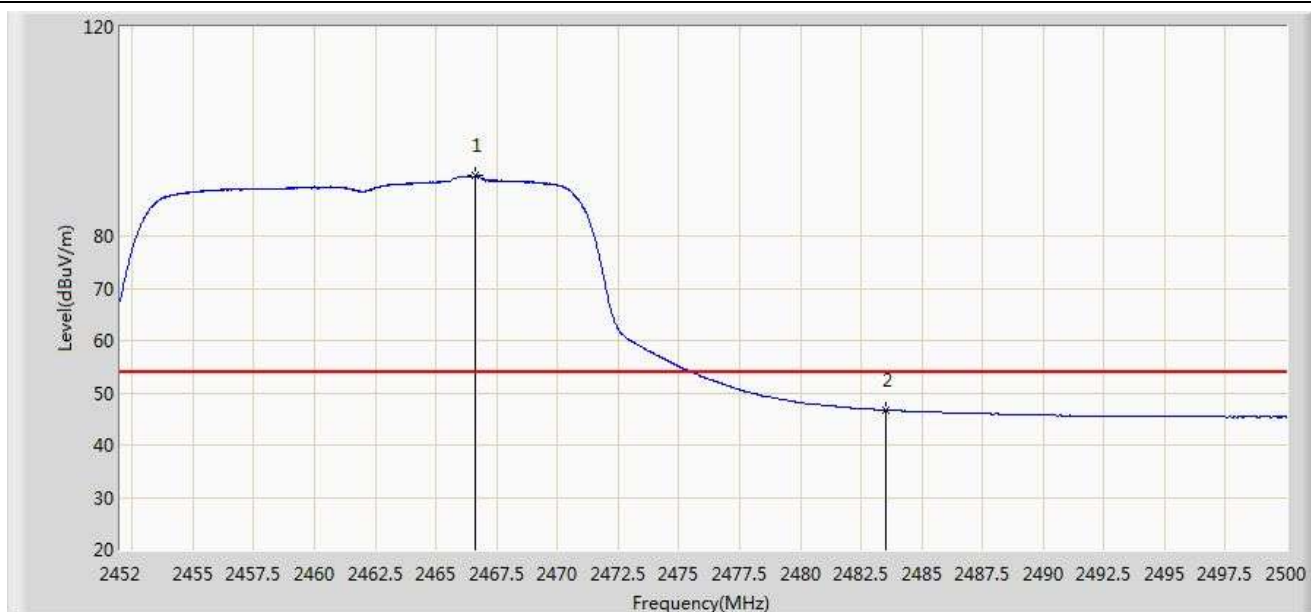


No	Flag	Mark	Frequency (MHz)	Measure Level (dBuV/m)	Reading Level (dBuV)	Over Limit (dB)	Limit (dBuV/m)	Factor (dB)	Type
1		*	2467.648	103.127	71.977	N/A	N/A	31.150	PK
2			2483.500	60.185	28.992	-13.815	74.000	31.194	PK
3			2485.312	61.392	30.194	-12.608	74.000	31.198	PK

Note: Measure Level (dBuV/m) = Reading Level (dBuV) + Factor (dB)

Factor (dB) = Cable Loss (dB) + Antenna Factor (dB/m).

Site: AC1	Time: 2015/04/23 - 00:41
Limit: FCC_Part15.209_RE(3m)	Engineer: Roy Cheng
Probe: BBHA9120D_1-18GHz	Polarity: Horizontal
EUT: 802.11ac Dual Band Module	Power: AC 120V/60Hz
Test Mode: Transmit at channel 2462MHz by 802.11n-HT20 Ant 2	

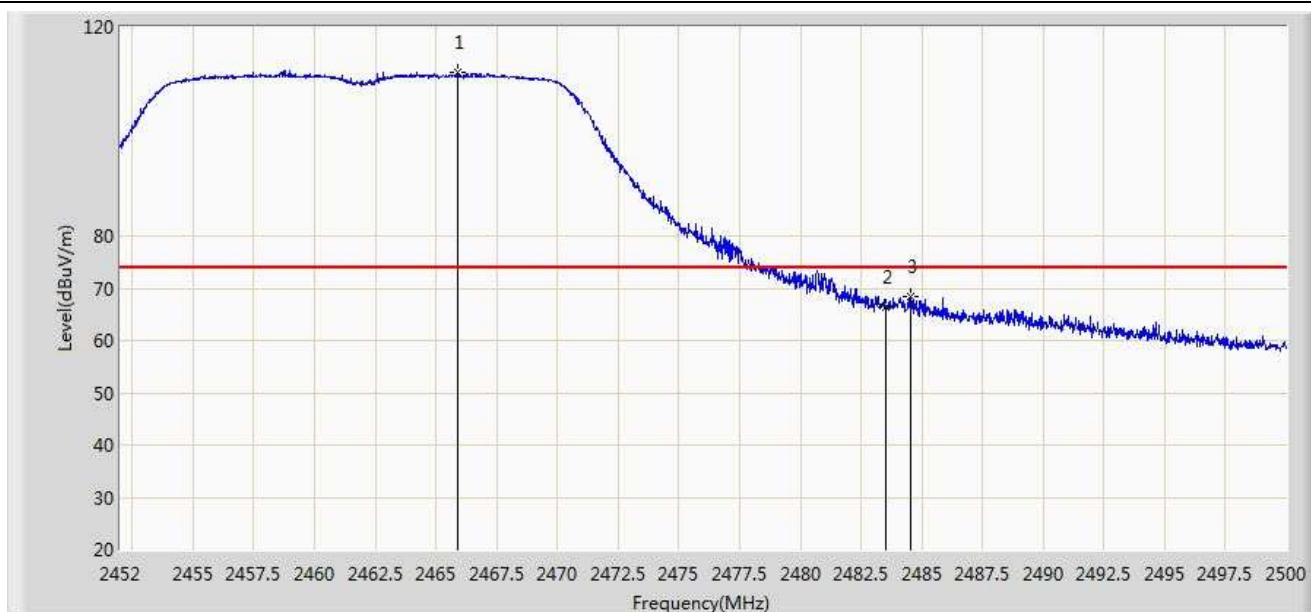


No	Flag	Mark	Frequency (MHz)	Measure Level (dBuV/m)	Reading Level (dBuV)	Over Limit (dB)	Limit (dBuV/m)	Factor (dB)	Type
1		*	2466.616	91.481	60.334	N/A	N/A	31.147	AV
2			2483.500	46.666	15.473	-7.334	54.000	31.194	AV

Note: Measure Level (dBuV/m) = Reading Level (dBuV) + Factor (dB)

Factor (dB) = Cable Loss (dB) + Antenna Factor (dB/m).

Site: AC1	Time: 2015/04/23 - 00:40
Limit: FCC_Part15.209_RE(3m)	Engineer: Roy Cheng
Probe: BBHA9120D_1-18GHz	Polarity: Vertical
EUT: 802.11ac Dual Band Module	Power: AC 120V/60Hz
Test Mode: Transmit at channel 2462MHz by 802.11n-HT20 Ant 2	



No	Flag	Mark	Frequency (MHz)	Measure Level (dBuV/m)	Reading Level (dBuV)	Over Limit (dB)	Limit (dBuV/m)	Factor (dB)	Type
1		*	2465.872	111.338	80.193	N/A	N/A	31.145	PK
2			2483.500	66.335	35.142	-7.665	74.000	31.194	PK
3			2484.568	68.541	37.345	-5.459	74.000	31.197	PK

Note: Measure Level (dBuV/m) = Reading Level (dBuV) + Factor (dB)

Factor (dB) = Cable Loss (dB) + Antenna Factor (dB/m).

Site: AC1	Time: 2015/04/23 - 00:39
Limit: FCC_Part15.209_RE(3m)	Engineer: Roy Cheng
Probe: BBHA9120D_1-18GHz	Polarity: Vertical
EUT: 802.11ac Dual Band Module	Power: AC 120V/60Hz
Test Mode: Transmit at channel 2462MHz by 802.11n-HT20 Ant 2	

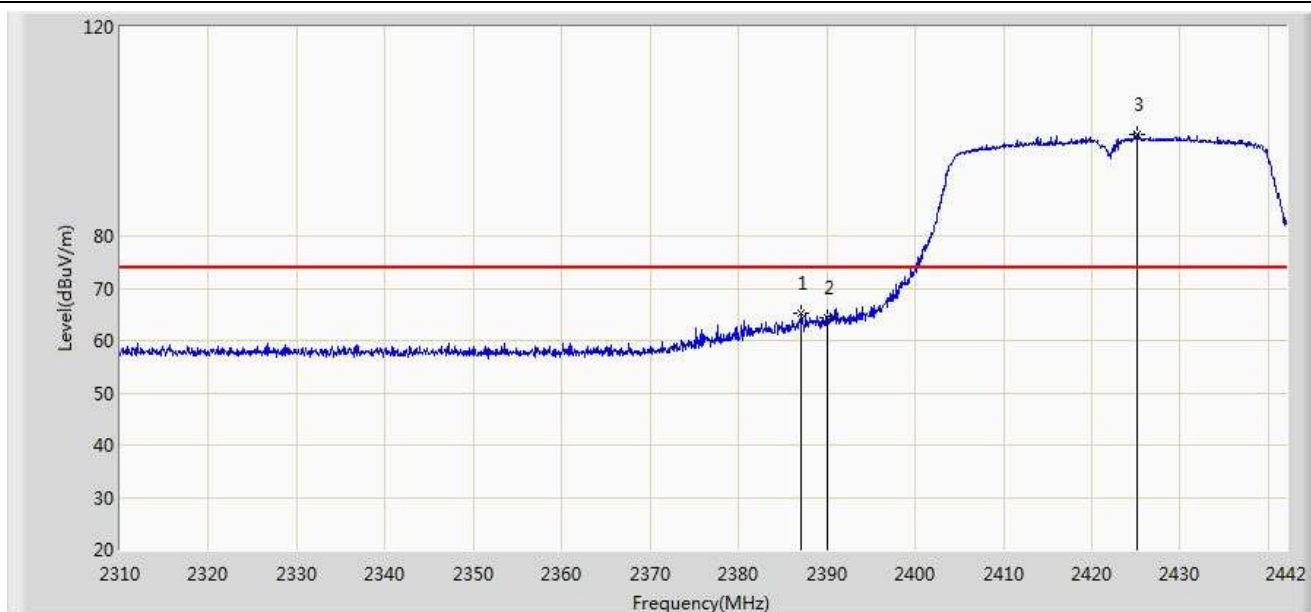


No	Flag	Mark	Frequency (MHz)	Measure Level (dBuV/m)	Reading Level (dBuV)	Over Limit (dB)	Limit (dBuV/m)	Factor (dB)	Type
1		*	2458.624	98.333	67.204	N/A	N/A	31.129	AV
2			2483.500	51.550	20.357	-2.450	54.000	31.194	AV

Note: Measure Level (dBμV/m) = Reading Level (dBμV) + Factor (dB)

Factor (dB) = Cable Loss (dB) + Antenna Factor (dB/m).

Site: AC1	Time: 2015/04/23 - 00:42
Limit: FCC_Part15.209_RE(3m)	Engineer: Roy Cheng
Probe: BBHA9120D_1-18GHz	Polarity: Horizontal
EUT: 802.11ac Dual Band Module	Power: AC 120V/60Hz
Test Mode: Transmit at channel 2422MHz by 802.11n-HT40 Ant 2	

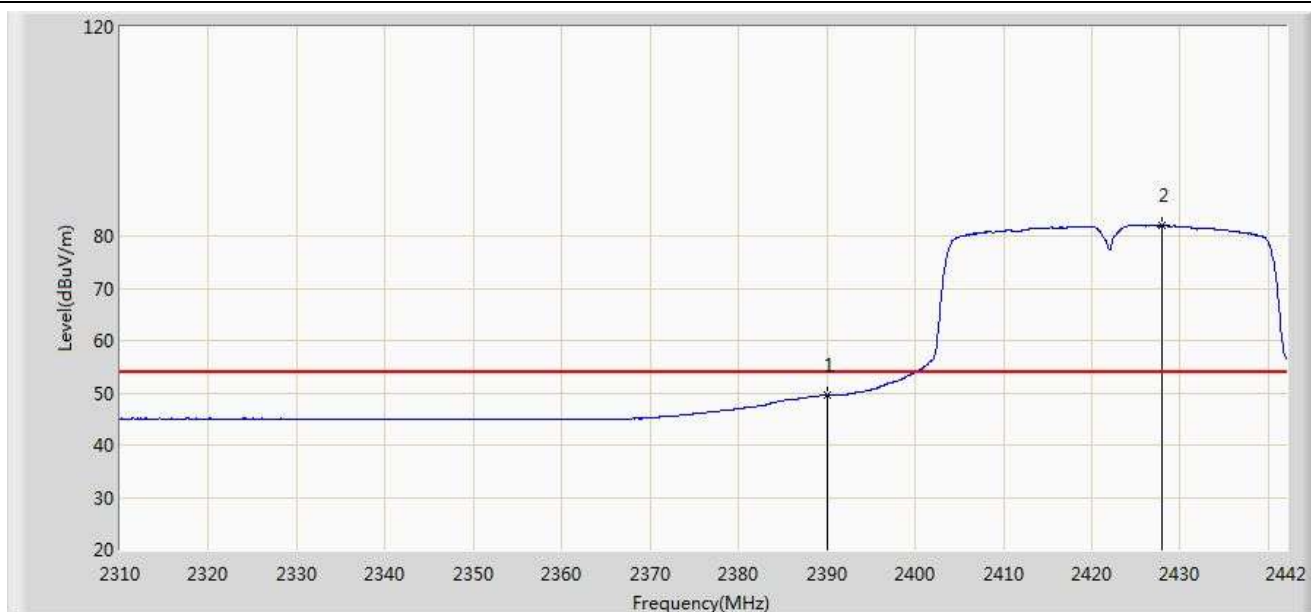


No	Flag	Mark	Frequency (MHz)	Measure Level (dBuV/m)	Reading Level (dBuV)	Over Limit (dB)	Limit (dBuV/m)	Factor (dB)	Type
1			2387.154	65.158	33.950	-8.842	74.000	31.208	PK
2			2390.000	64.476	33.273	-9.524	74.000	31.203	PK
3		*	2425.170	99.511	68.364	N/A	N/A	31.147	PK

Note: Measure Level (dBuV/m) = Reading Level (dBuV) + Factor (dB)

Factor (dB) = Cable Loss (dB) + Antenna Factor (dB/m).

Site: AC1	Time: 2015/04/23 - 00:42
Limit: FCC_Part15.209_RE(3m)	Engineer: Roy Cheng
Probe: BBHA9120D_1-18GHz	Polarity: Horizontal
EUT: 802.11ac Dual Band Module	Power: AC 120V/60Hz
Test Mode: Transmit at channel 2422MHz by 802.11n-HT40 Ant 2	

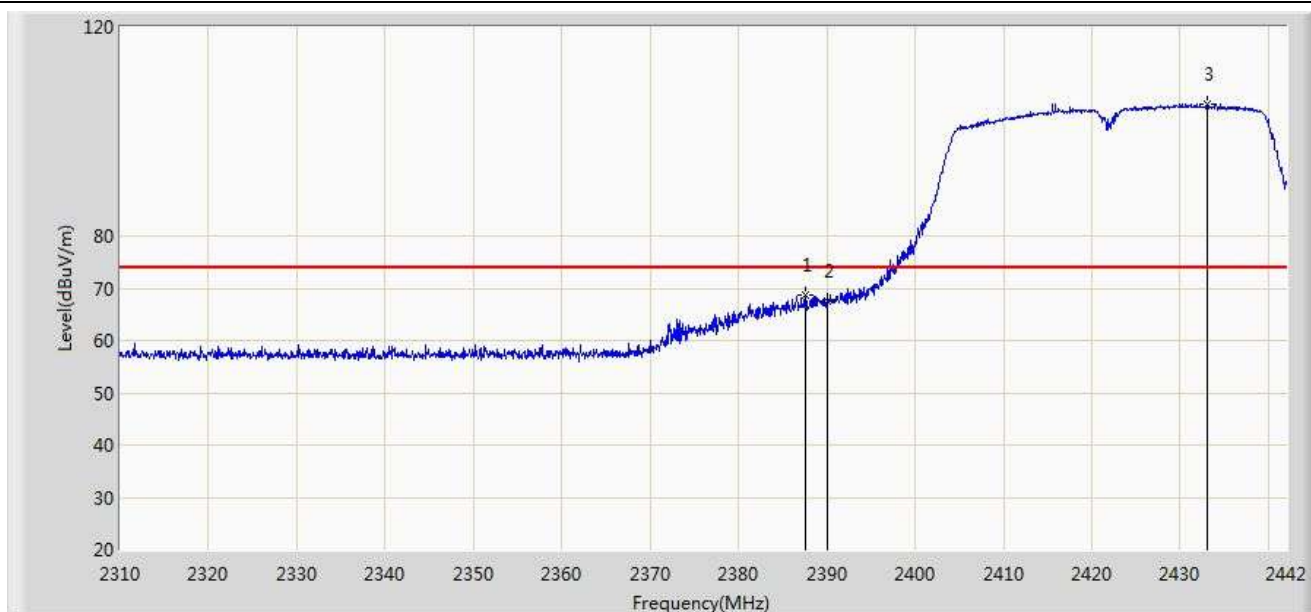


No	Flag	Mark	Frequency (MHz)	Measure Level (dBuV/m)	Reading Level (dBuV)	Over Limit (dB)	Limit (dBuV/m)	Factor (dB)	Type
1			2390.000	49.507	18.304	-4.493	54.000	31.203	AV
2		*	2427.942	82.016	50.874	N/A	N/A	31.142	AV

Note: Measure Level (dBuV/m) = Reading Level (dBuV) + Factor (dB)

Factor (dB) = Cable Loss (dB) + Antenna Factor (dB/m).

Site: AC1	Time: 2015/04/23 - 00:51
Limit: FCC_Part15.209_RE(3m)	Engineer: Roy Cheng
Probe: BBHA9120D_1-18GHz	Polarity: Vertical
EUT: 802.11ac Dual Band Module	Power: AC 120V/60Hz
Test Mode: Transmit at channel 2422MHz by 802.11n-HT40 Ant 2	

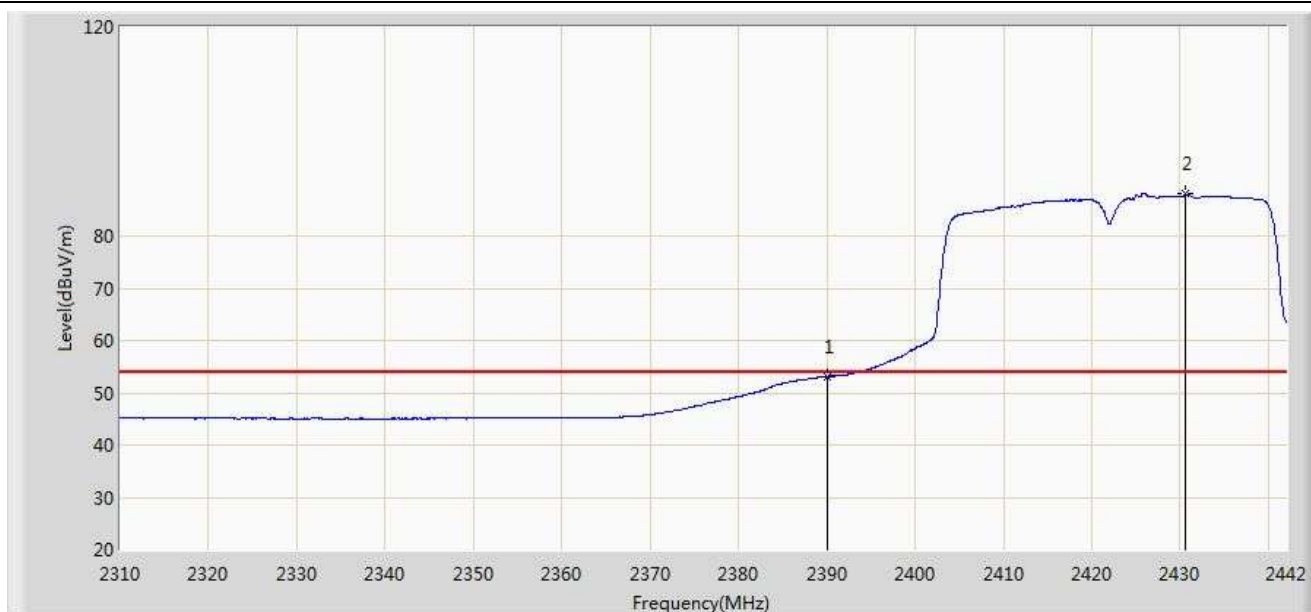


No	Flag	Mark	Frequency (MHz)	Measure Level (dBuV/m)	Reading Level (dBuV)	Over Limit (dB)	Limit (dBuV/m)	Factor (dB)	Type
1			2387.616	68.783	37.576	-5.217	74.000	31.207	PK
2			2390.000	67.453	36.250	-6.547	74.000	31.203	PK
3		*	2433.090	105.263	74.131	N/A	N/A	31.132	PK

Note: Measure Level (dBuV/m) = Reading Level (dBuV) + Factor (dB)

Factor (dB) = Cable Loss (dB) + Antenna Factor (dB/m).

Site: AC1	Time: 2015/04/23 - 00:50
Limit: FCC_Part15.209_RE(3m)	Engineer: Roy Cheng
Probe: BBHA9120D_1-18GHz	Polarity: Vertical
EUT: 802.11ac Dual Band Module	Power: AC 120V/60Hz
Test Mode: Transmit at channel 2422MHz by 802.11n-HT40 Ant 2	

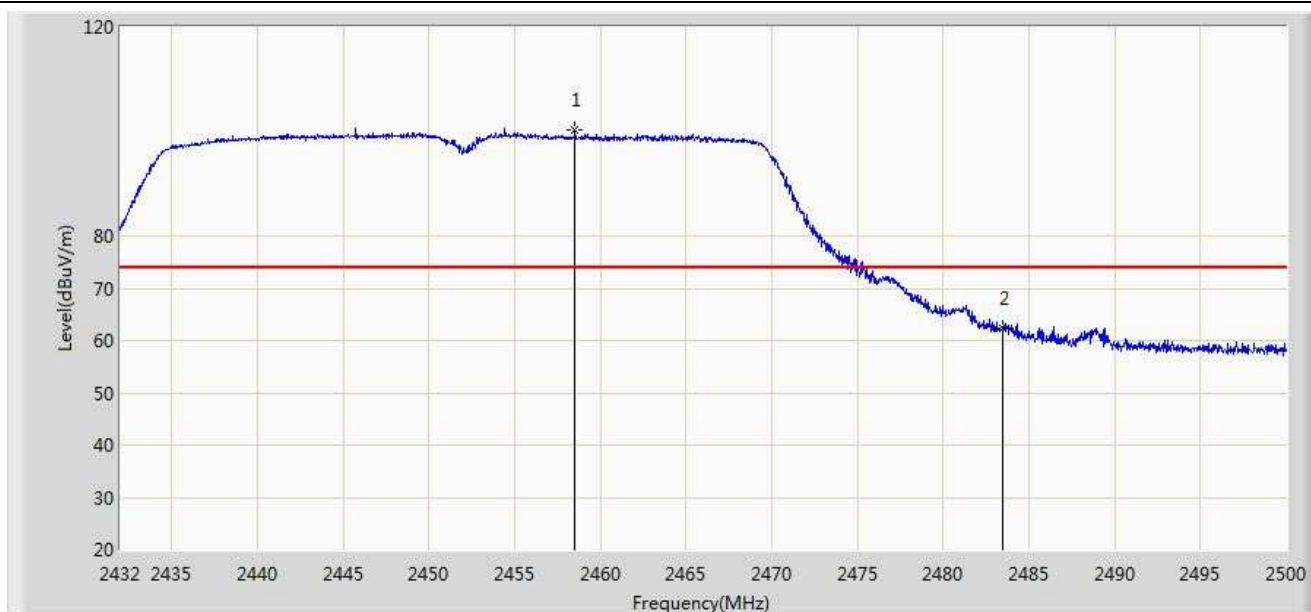


No	Flag	Mark	Frequency (MHz)	Measure Level (dBuV/m)	Reading Level (dBuV)	Over Limit (dB)	Limit (dBuV/m)	Factor (dB)	Type
1			2390.000	53.154	21.951	-0.846	54.000	31.203	AV
2		*	2430.648	88.253	57.116	N/A	N/A	31.137	AV

Note: Measure Level (dBμV/m) = Reading Level (dBμV) + Factor (dB)

Factor (dB) = Cable Loss (dB) + Antenna Factor (dB/m).

Site: AC1	Time: 2015/04/23 - 00:53
Limit: FCC_Part15.209_RE(3m)	Engineer: Roy Cheng
Probe: BBHA9120D_1-18GHz	Polarity: Horizontal
EUT: 802.11ac Dual Band Module	Power: AC 120V/60Hz
Test Mode: Transmit at channel 2452MHz by 802.11n-HT40 Ant 2	

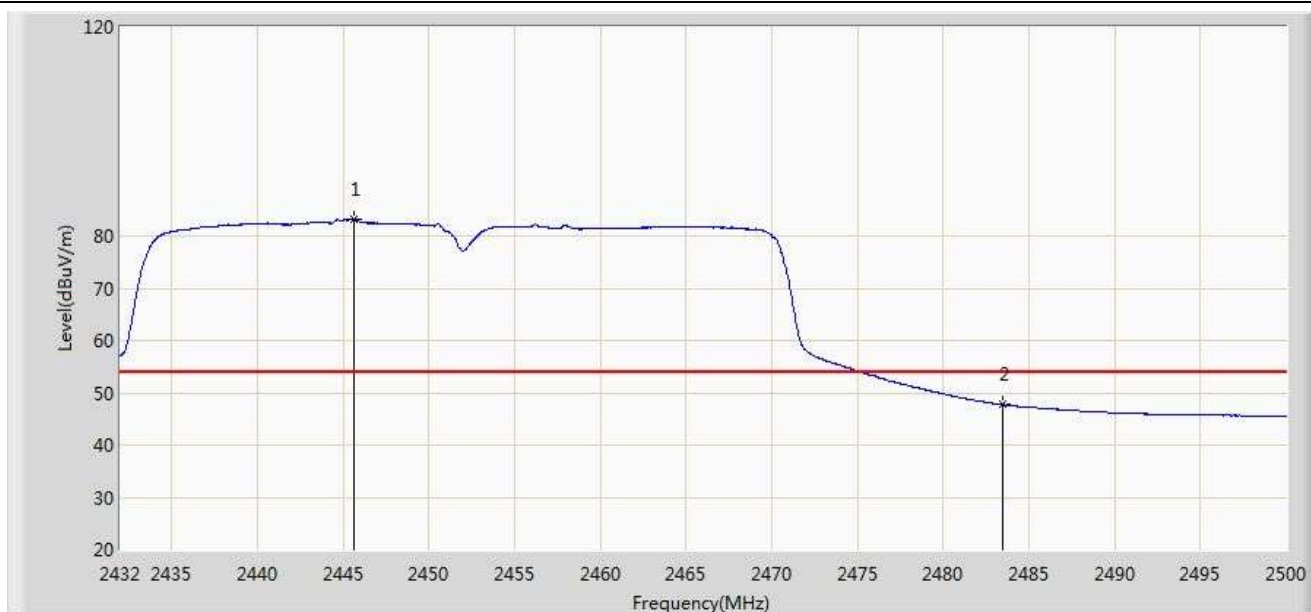


No	Flag	Mark	Frequency (MHz)	Measure Level (dBuV/m)	Reading Level (dBuV)	Over Limit (dB)	Limit (dBuV/m)	Factor (dB)	Type
1		*	2458.520	100.367	69.238	N/A	N/A	31.129	PK
2			2483.500	62.176	30.983	-11.824	74.000	31.194	PK

Note: Measure Level (dBuV/m) = Reading Level (dBuV) + Factor (dB)

Factor (dB) = Cable Loss (dB) + Antenna Factor (dB/m).

Site: AC1	Time: 2015/04/23 - 00:54
Limit: FCC_Part15.209_RE(3m)	Engineer: Roy Cheng
Probe: BBHA9120D_1-18GHz	Polarity: Horizontal
EUT: 802.11ac Dual Band Module	Power: AC 120V/60Hz
Test Mode: Transmit at channel 2452MHz by 802.11n-HT40 Ant 2	

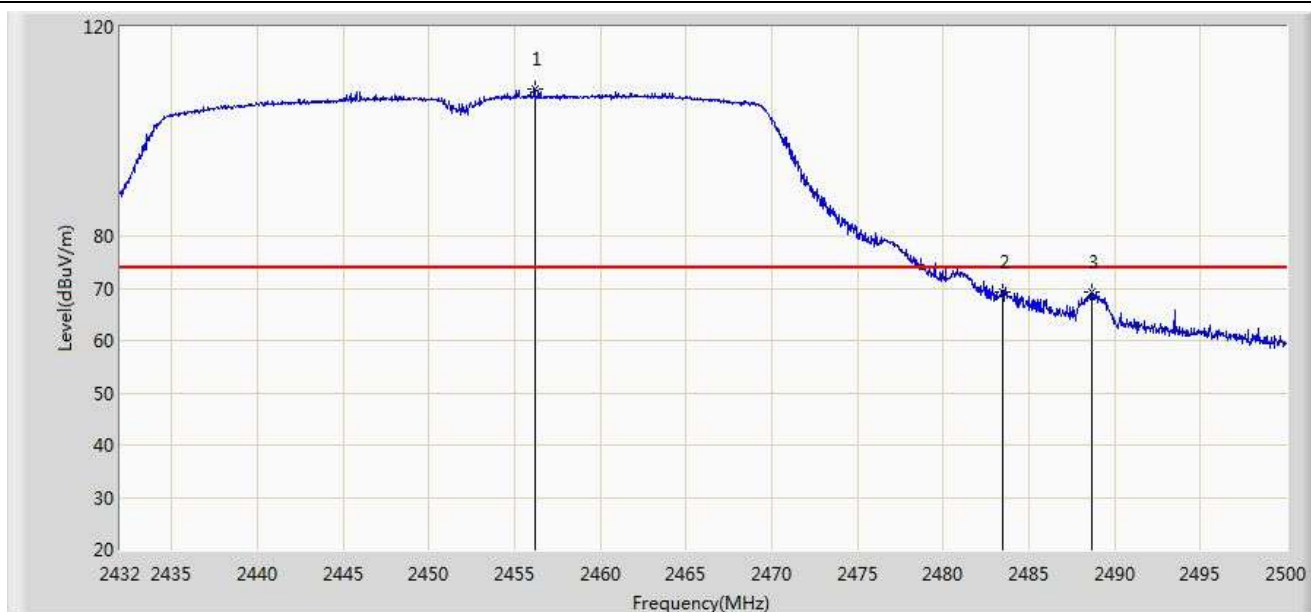


No	Flag	Mark	Frequency (MHz)	Measure Level (dBuV/m)	Reading Level (dBuV)	Over Limit (dB)	Limit (dBuV/m)	Factor (dB)	Type
1		*	2445.600	83.317	52.209	N/A	N/A	31.108	AV
2			2483.500	47.733	16.540	-6.267	54.000	31.194	AV

Note: Measure Level (dBuV/m) = Reading Level (dBuV) + Factor (dB)

Factor (dB) = Cable Loss (dB) + Antenna Factor (dB/m).

Site: AC1	Time: 2015/04/23 - 00:57
Limit: FCC_Part15.209_RE(3m)	Engineer: Roy Cheng
Probe: BBHA9120D_1-18GHz	Polarity: Vertical
EUT: 802.11ac Dual Band Module	Power: AC 120V/60Hz
Test Mode: Transmit at channel 2452MHz by 802.11n-HT40 Ant 2	

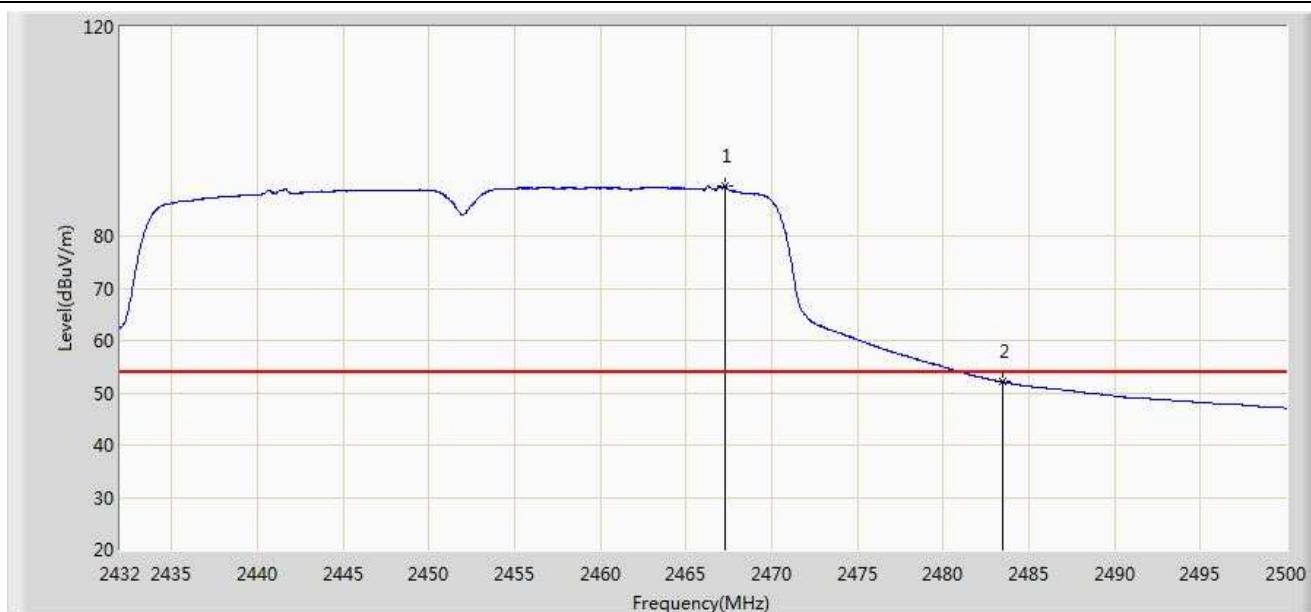


No	Flag	Mark	Frequency (MHz)	Measure Level (dBuV/m)	Reading Level (dBuV)	Over Limit (dB)	Limit (dBuV/m)	Factor (dB)	Type
1		*	2456.174	108.097	76.972	N/A	N/A	31.125	PK
2			2483.500	69.141	37.948	-4.859	74.000	31.194	PK
3			2488.678	69.214	38.007	-4.786	74.000	31.207	PK

Note: Measure Level (dBuV/m) = Reading Level (dBuV) + Factor (dB)

Factor (dB) = Cable Loss (dB) + Antenna Factor (dB/m).

Site: AC1	Time: 2015/04/23 - 00:57
Limit: FCC_Part15.209_RE(3m)	Engineer: Roy Cheng
Probe: BBHA9120D_1-18GHz	Polarity: Vertical
EUT: 802.11ac Dual Band Module	Power: AC 120V/60Hz
Test Mode: Transmit at channel 2452MHz by 802.11n-HT40 Ant 2	

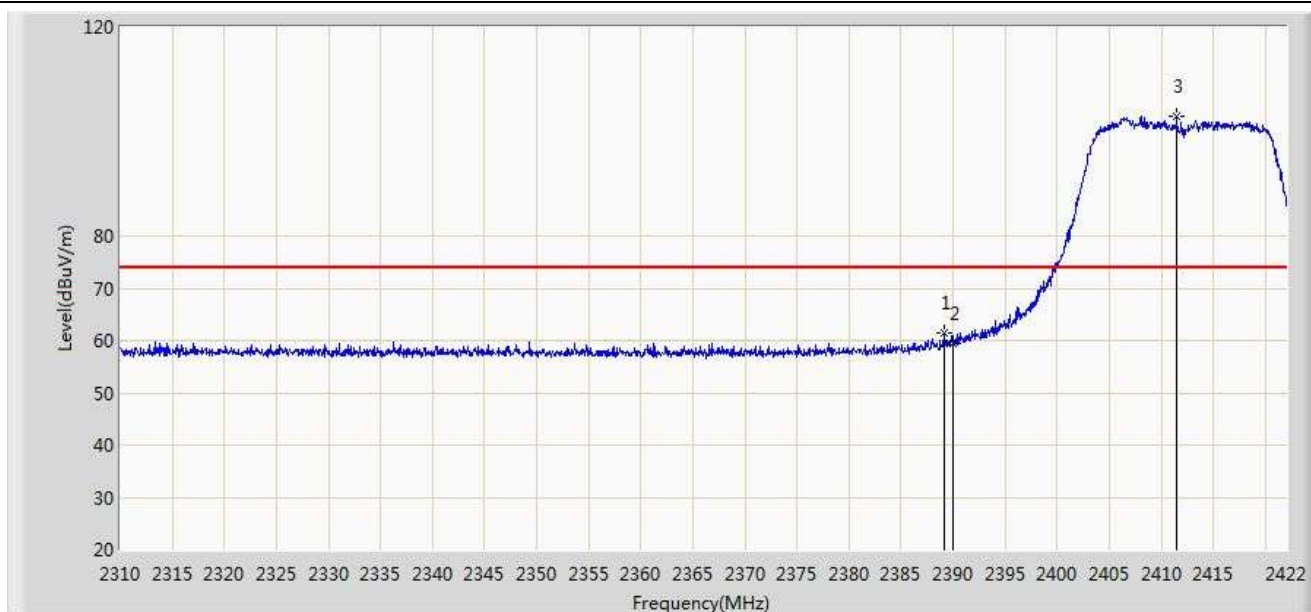


No	Flag	Mark	Frequency (MHz)	Measure Level (dBuV/m)	Reading Level (dBuV)	Over Limit (dB)	Limit (dBuV/m)	Factor (dB)	Type
1		*	2467.292	89.512	58.363	N/A	N/A	31.148	AV
2			2483.500	52.070	20.877	-1.930	54.000	31.194	AV

Note: Measure Level (dBuV/m) = Reading Level (dBuV) + Factor (dB)

Factor (dB) = Cable Loss (dB) + Antenna Factor (dB/m).

Site: AC1	Time: 2015/04/23 - 01:46
Limit: FCC_Part15.209_RE(3m)	Engineer: Roy Cheng
Probe: BBHA9120D_1-18GHz	Polarity: Horizontal
EUT: 802.11ac Dual Band Module	Power: AC 120V/60Hz
Test Mode: Transmit at channel 2412MHz by 802.11n-HT20 Ant 0+1	

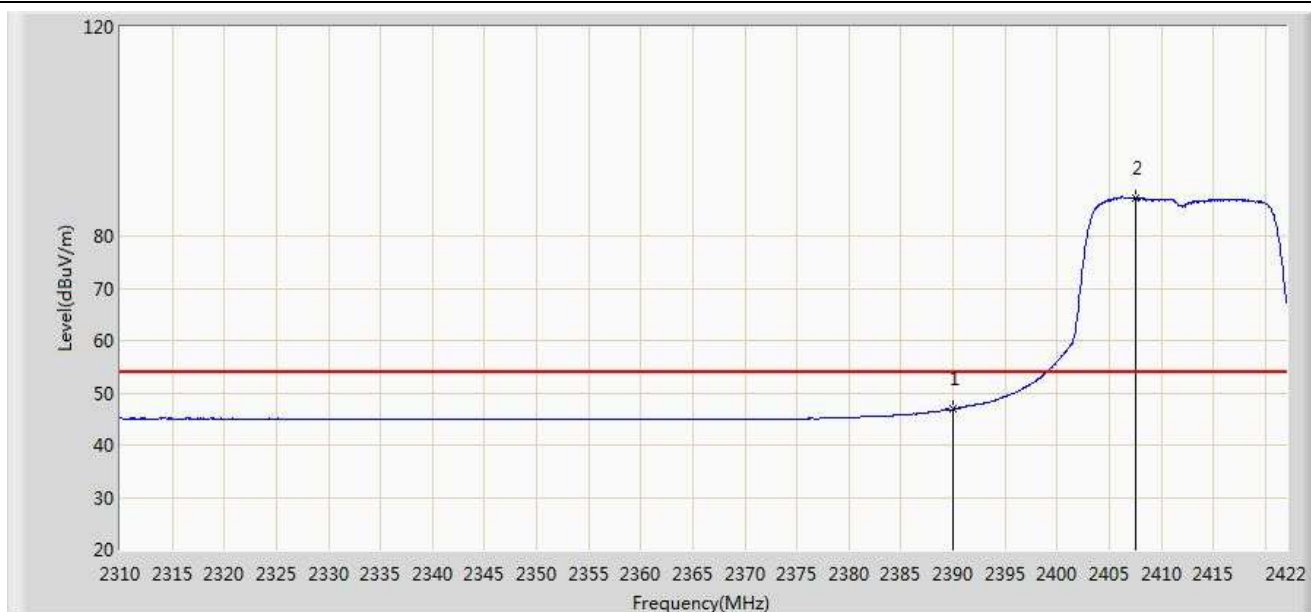


No	Flag	Mark	Frequency (MHz)	Measure Level (dBuV/m)	Reading Level (dBuV)	Over Limit (dB)	Limit (dBuV/m)	Factor (dB)	Type
1			2389.184	61.362	30.158	-12.638	74.000	31.204	PK
2			2390.000	59.523	28.320	-14.477	74.000	31.203	PK
3		*	2411.472	102.794	71.624	N/A	N/A	31.170	PK

Note: Measure Level (dBuV/m) = Reading Level (dBuV) + Factor (dB)

Factor (dB) = Cable Loss (dB) + Antenna Factor (dB/m).

Site: AC1	Time: 2015/04/23 - 01:46
Limit: FCC_Part15.209_RE(3m)	Engineer: Roy Cheng
Probe: BBHA9120D_1-18GHz	Polarity: Horizontal
EUT: 802.11ac Dual Band Module	Power: AC 120V/60Hz
Test Mode: Transmit at channel 2412MHz by 802.11n-HT20 Ant 0+1	

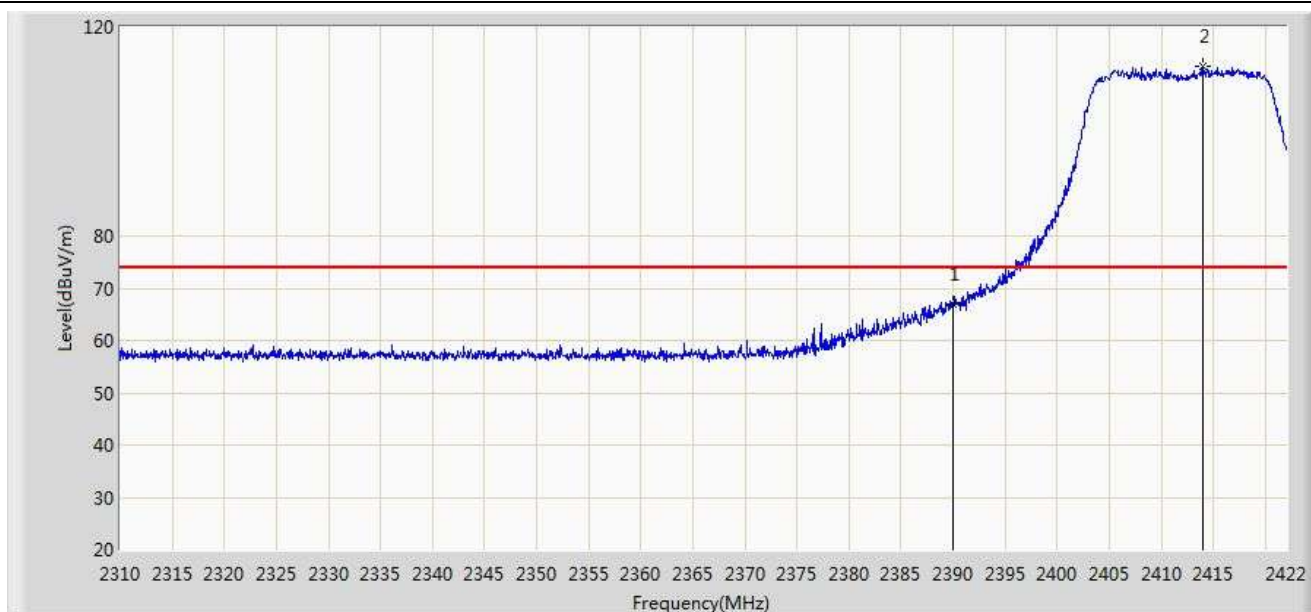


No	Flag	Mark	Frequency (MHz)	Measure Level (dBuV/m)	Reading Level (dBuV)	Over Limit (dB)	Limit (dBuV/m)	Factor (dB)	Type
1			2390.000	46.841	15.638	-7.159	54.000	31.203	AV
2		*	2407.496	87.299	56.123	N/A	N/A	31.176	AV

Note: Measure Level (dBuV/m) = Reading Level (dBuV) + Factor (dB)

Factor (dB) = Cable Loss (dB) + Antenna Factor (dB/m).

Site: AC1	Time: 2015/04/23 - 01:52
Limit: FCC_Part15.209_RE(3m)	Engineer: Roy Cheng
Probe: BBHA9120D_1-18GHz	Polarity: Vertical
EUT: 802.11ac Dual Band Module	Power: AC 120V/60Hz
Test Mode: Transmit at channel 2412MHz by 802.11n-HT20 Ant 0+1	

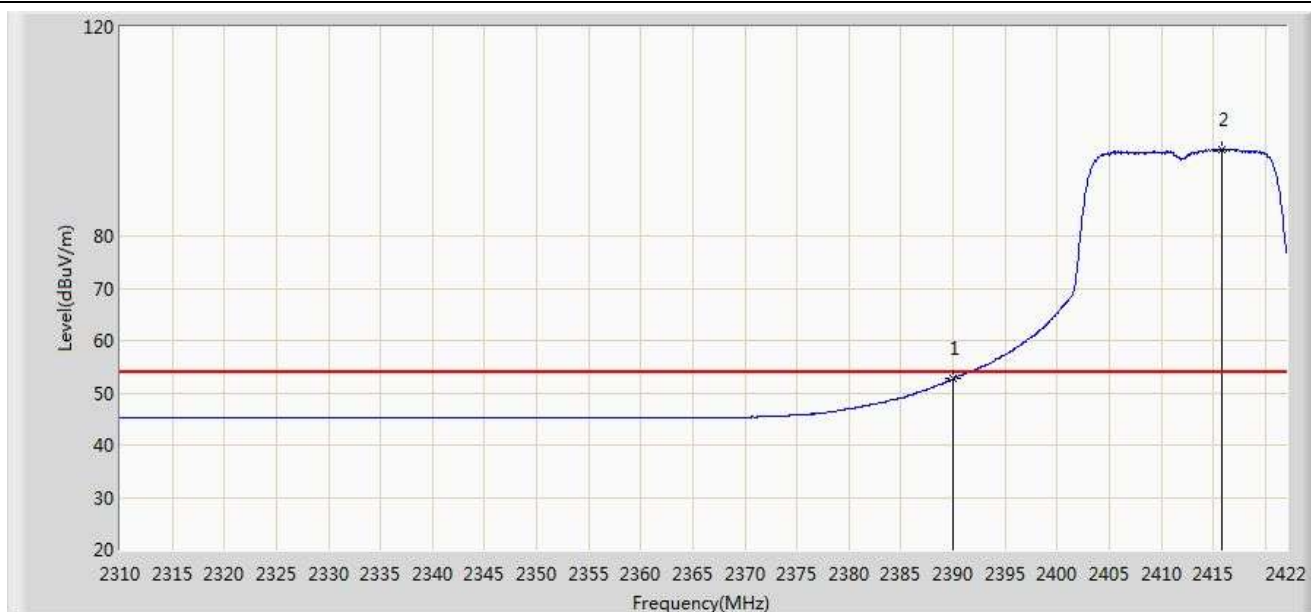


No	Flag	Mark	Frequency (MHz)	Measure Level (dBuV/m)	Reading Level (dBuV)	Over Limit (dB)	Limit (dBuV/m)	Factor (dB)	Type
1			2390.000	67.034	35.831	-6.966	74.000	31.203	PK
2		*	2414.048	112.502	81.336	N/A	N/A	31.166	PK

Note: Measure Level (dBμV/m) = Reading Level (dBμV) + Factor (dB)

Factor (dB) = Cable Loss (dB) + Antenna Factor (dB/m).

Site: AC1	Time: 2015/04/23 - 01:52
Limit: FCC_Part15.209_RE(3m)	Engineer: Roy Cheng
Probe: BBHA9120D_1-18GHz	Polarity: Vertical
EUT: 802.11ac Dual Band Module	Power: AC 120V/60Hz
Test Mode: Transmit at channel 2412MHz by 802.11n-HT20 Ant 0+1	

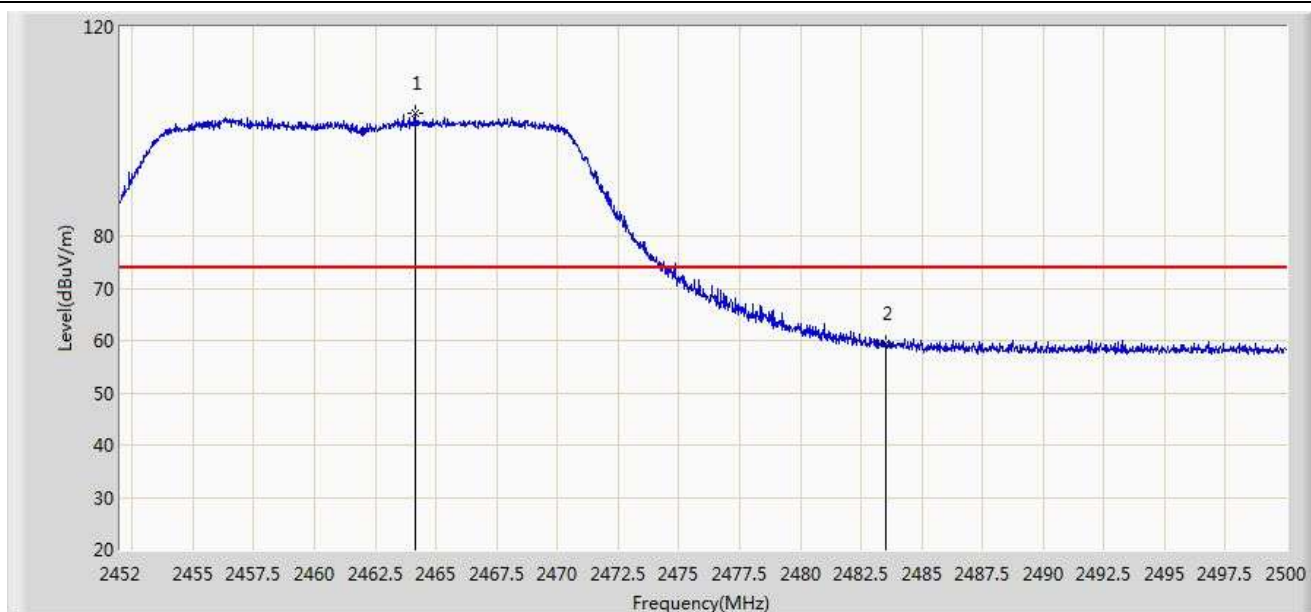


No	Flag	Mark	Frequency (MHz)	Measure Level (dBuV/m)	Reading Level (dBuV)	Over Limit (dB)	Limit (dBuV/m)	Factor (dB)	Type
1			2390.000	52.727	21.524	-1.273	54.000	31.203	AV
2		*	2415.784	96.586	65.423	N/A	N/A	31.163	AV

Note: Measure Level (dBμV/m) = Reading Level (dBμV) + Factor (dB)

Factor (dB) = Cable Loss (dB) + Antenna Factor (dB/m).

Site: AC1	Time: 2015/04/23 - 01:55
Limit: FCC_Part15.209_RE(3m)	Engineer: Roy Cheng
Probe: BBHA9120D_1-18GHz	Polarity: Horizontal
EUT: 802.11ac Dual Band Module	Power: AC 120V/60Hz
Test Mode: Transmit at channel 2462MHz by 802.11n-HT20 Ant 0+1	

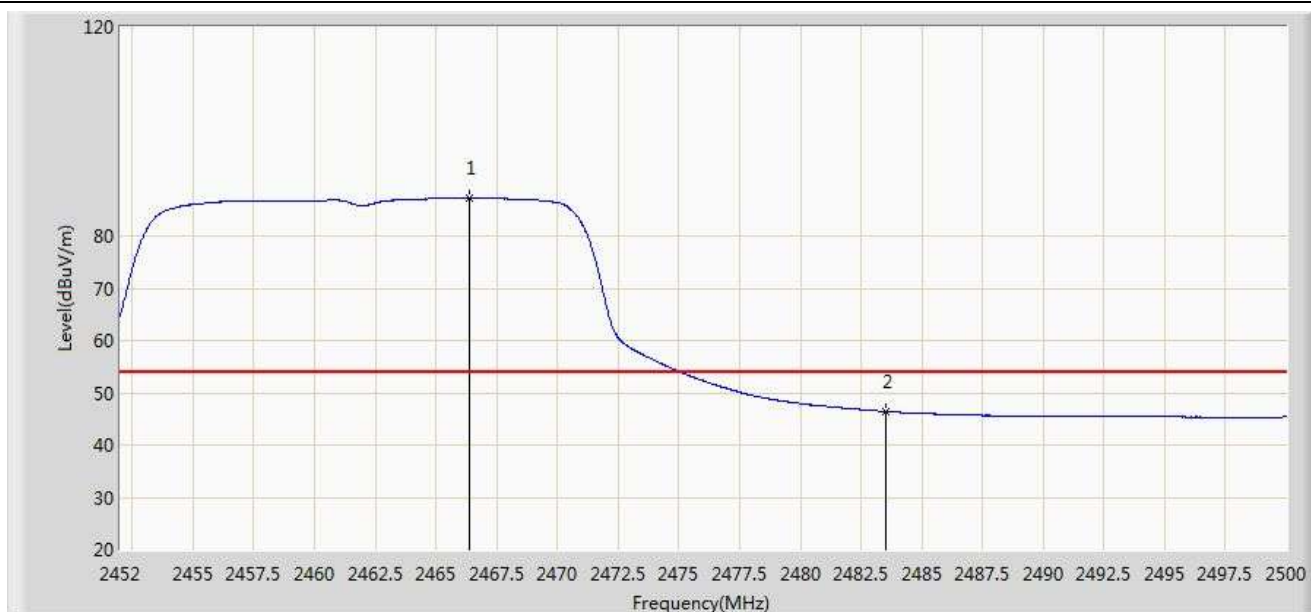


No	Flag	Mark	Frequency (MHz)	Measure Level (dBuV/m)	Reading Level (dBuV)	Over Limit (dB)	Limit (dBuV/m)	Factor (dB)	Type
1		*	2464.144	103.611	72.471	N/A	N/A	31.140	PK
2			2483.500	59.283	28.090	-14.717	74.000	31.194	PK

Note: Measure Level (dBuV/m) = Reading Level (dBuV) + Factor (dB)

Factor (dB) = Cable Loss (dB) + Antenna Factor (dB/m).

Site: AC1	Time: 2015/04/23 - 01:55
Limit: FCC_Part15.209_RE(3m)	Engineer: Roy Cheng
Probe: BBHA9120D_1-18GHz	Polarity: Horizontal
EUT: 802.11ac Dual Band Module	Power: AC 120V/60Hz
Test Mode: Transmit at channel 2462MHz by 802.11n-HT20 Ant 0+1	

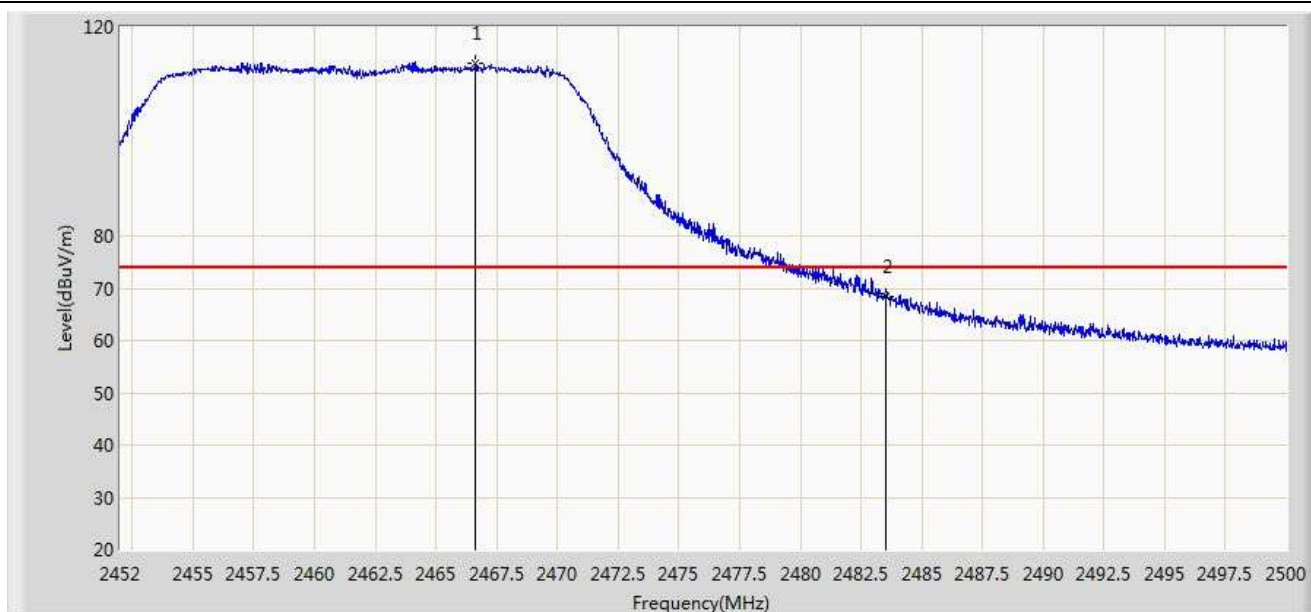


No	Flag	Mark	Frequency (MHz)	Measure Level (dBuV/m)	Reading Level (dBuV)	Over Limit (dB)	Limit (dBuV/m)	Factor (dB)	Type
1		*	2466.376	87.284	56.138	N/A	N/A	31.146	AV
2			2483.500	46.430	15.237	-7.570	54.000	31.194	AV

Note: Measure Level (dBμV/m) = Reading Level (dBμV) + Factor (dB)

Factor (dB) = Cable Loss (dB) + Antenna Factor (dB/m).

Site: AC1	Time: 2015/04/23 - 01:59
Limit: FCC_Part15.209_RE(3m)	Engineer: Roy Cheng
Probe: BBHA9120D_1-18GHz	Polarity: Vertical
EUT: 802.11ac Dual Band Module	Power: AC 120V/60Hz
Test Mode: Transmit at channel 2462MHz by 802.11n-HT20 Ant 0+1	

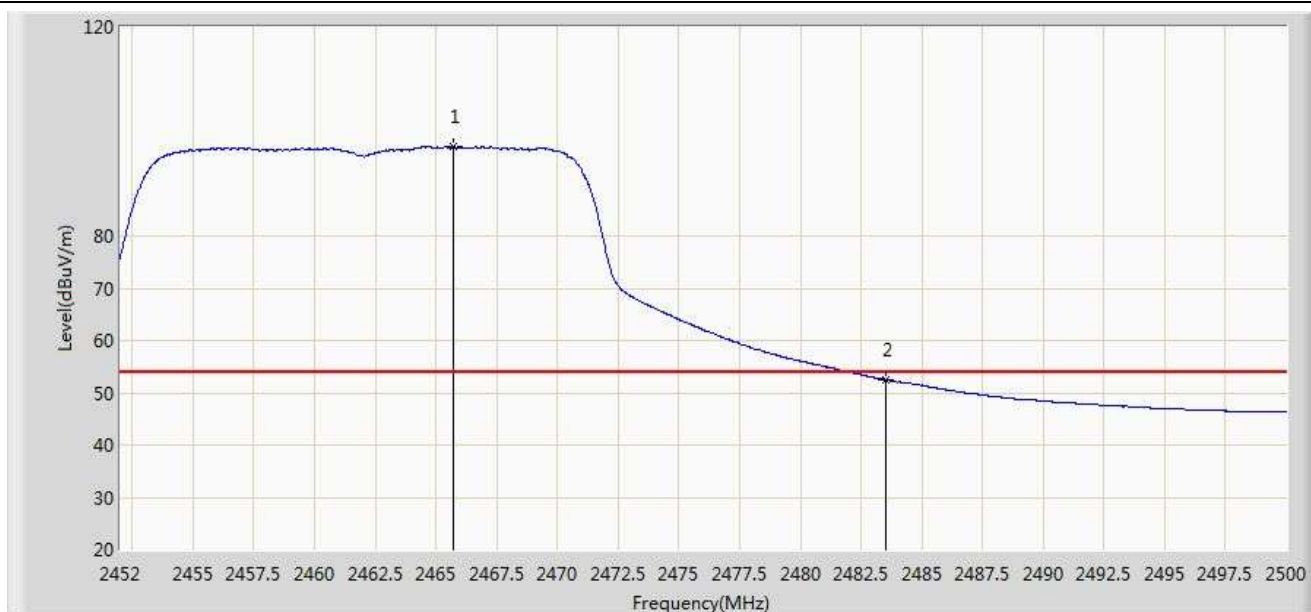


No	Flag	Mark	Frequency (MHz)	Measure Level (dBuV/m)	Reading Level (dBuV)	Over Limit (dB)	Limit (dBuV/m)	Factor (dB)	Type
1		*	2466.640	112.935	81.788	N/A	N/A	31.147	PK
2			2483.500	68.307	37.114	-5.693	74.000	31.194	PK

Note: Measure Level (dBuV/m) = Reading Level (dBuV) + Factor (dB)

Factor (dB) = Cable Loss (dB) + Antenna Factor (dB/m).

Site: AC1	Time: 2015/04/23 - 01:58
Limit: FCC_Part15.209_RE(3m)	Engineer: Roy Cheng
Probe: BBHA9120D_1-18GHz	Polarity: Vertical
EUT: 802.11ac Dual Band Module	Power: AC 120V/60Hz
Test Mode: Transmit at channel 2462MHz by 802.11n-HT20 Ant 0+1	

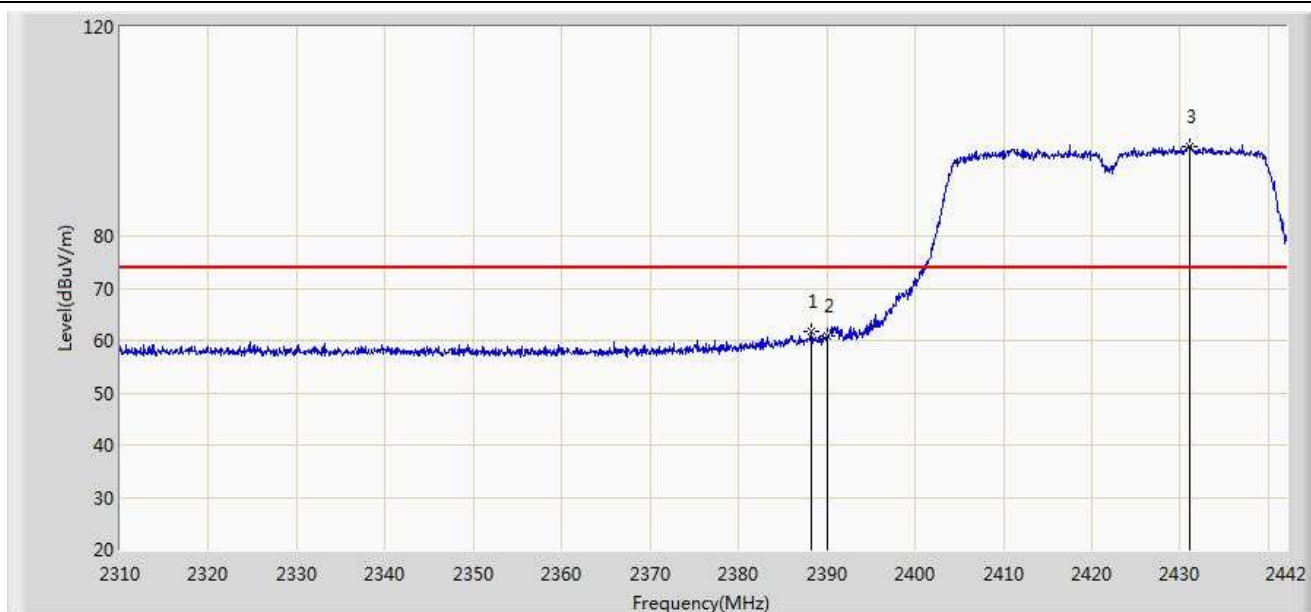


No	Flag	Mark	Frequency (MHz)	Measure Level (dBuV/m)	Reading Level (dBuV)	Over Limit (dB)	Limit (dBuV/m)	Factor (dB)	Type
1		*	2465.704	97.044	65.900	N/A	N/A	31.144	AV
2			2483.500	52.536	21.343	-1.464	54.000	31.194	AV

Note: Measure Level (dBμV/m) = Reading Level (dBμV) + Factor (dB)

Factor (dB) = Cable Loss (dB) + Antenna Factor (dB/m).

Site: AC1	Time: 2015/04/23 - 02:02
Limit: FCC_Part15.209_RE(3m)	Engineer: Roy Cheng
Probe: BBHA9120D_1-18GHz	Polarity: Horizontal
EUT: 802.11ac Dual Band Module	Power: AC 120V/60Hz
Test Mode: Transmit at channel 2422MHz by 802.11n-HT40 Ant 0+1	

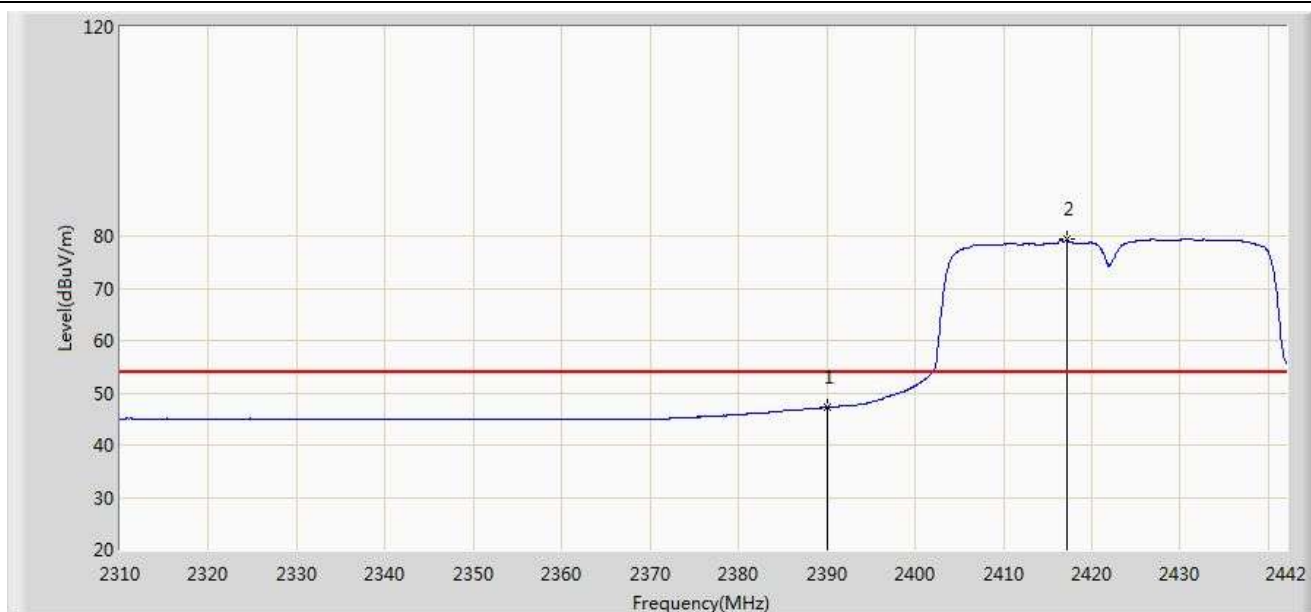


No	Flag	Mark	Frequency (MHz)	Measure Level (dBuV/m)	Reading Level (dBuV)	Over Limit (dB)	Limit (dBuV/m)	Factor (dB)	Type
1			2388.210	61.669	30.463	-12.331	74.000	31.206	PK
2			2390.000	60.842	29.639	-13.158	74.000	31.203	PK
3		*	2431.044	97.234	66.098	N/A	N/A	31.136	PK

Note: Measure Level (dBuV/m) = Reading Level (dBuV) + Factor (dB)

Factor (dB) = Cable Loss (dB) + Antenna Factor (dB/m).

Site: AC1	Time: 2015/04/23 - 02:03
Limit: FCC_Part15.209_RE(3m)	Engineer: Roy Cheng
Probe: BBHA9120D_1-18GHz	Polarity: Horizontal
EUT: 802.11ac Dual Band Module	Power: AC 120V/60Hz
Test Mode: Transmit at channel 2422MHz by 802.11n-HT40 Ant 0+1	

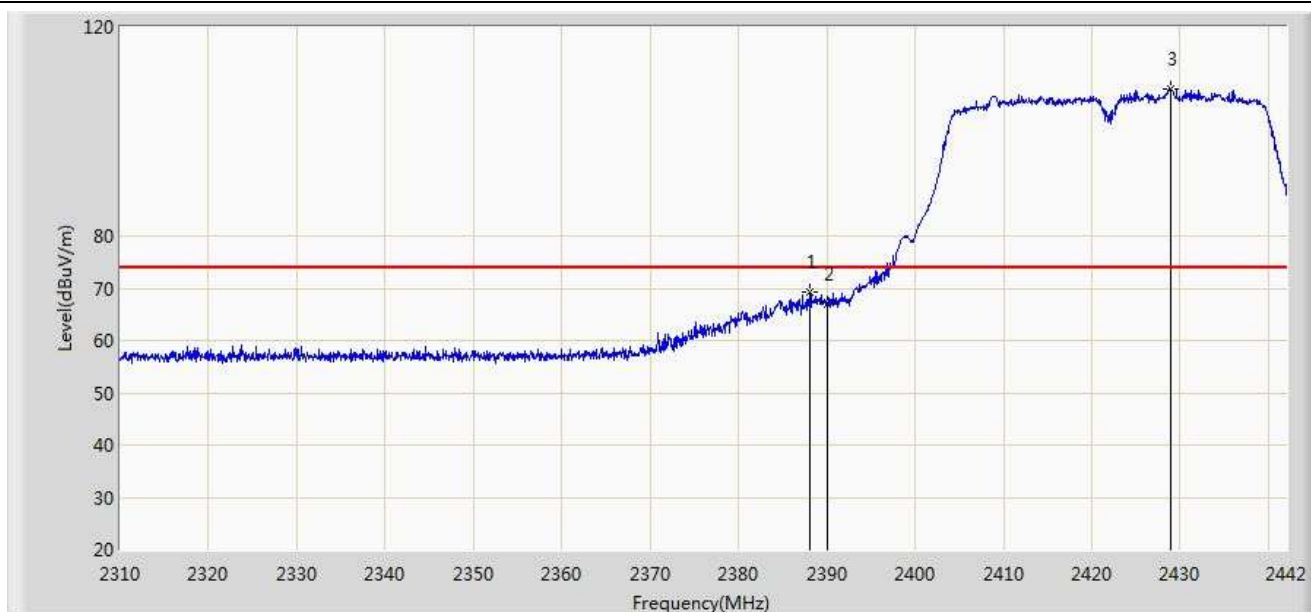


No	Flag	Mark	Frequency (MHz)	Measure Level (dBuV/m)	Reading Level (dBuV)	Over Limit (dB)	Limit (dBuV/m)	Factor (dB)	Type
1			2390.000	47.154	15.951	-6.846	54.000	31.203	AV
2		*	2417.118	79.353	48.192	N/A	N/A	31.161	AV

Note: Measure Level (dBuV/m) = Reading Level (dBuV) + Factor (dB)

Factor (dB) = Cable Loss (dB) + Antenna Factor (dB/m).

Site: AC1	Time: 2015/04/23 - 02:08
Limit: FCC_Part15.209_RE(3m)	Engineer: Roy Cheng
Probe: BBHA9120D_1-18GHz	Polarity: Vertical
EUT: 802.11ac Dual Band Module	Power: AC 120V/60Hz
Test Mode: Transmit at channel 2422MHz by 802.11n-HT40 Ant 0+1	

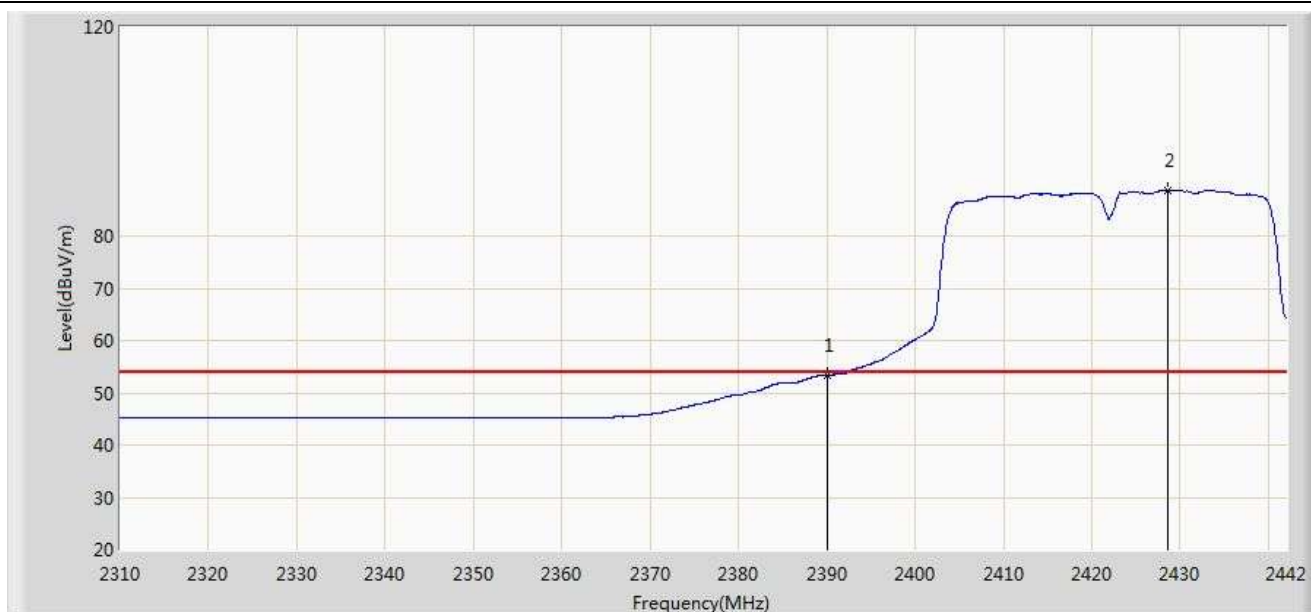


No	Flag	Mark	Frequency (MHz)	Measure Level (dBuV/m)	Reading Level (dBuV)	Over Limit (dB)	Limit (dBuV/m)	Factor (dB)	Type
1			2388.144	69.234	38.028	-4.766	74.000	31.207	PK
2			2390.000	67.046	35.843	-6.954	74.000	31.203	PK
3		*	2428.998	108.065	76.925	N/A	N/A	31.140	PK

Note: Measure Level (dBuV/m) = Reading Level (dBuV) + Factor (dB)

Factor (dB) = Cable Loss (dB) + Antenna Factor (dB/m).

Site: AC1	Time: 2015/04/23 - 02:07
Limit: FCC_Part15.209_RE(3m)	Engineer: Roy Cheng
Probe: BBHA9120D_1-18GHz	Polarity: Vertical
EUT: 802.11ac Dual Band Module	Power: AC 120V/60Hz
Test Mode: Transmit at channel 2422MHz by 802.11n-HT40 Ant 0+1	

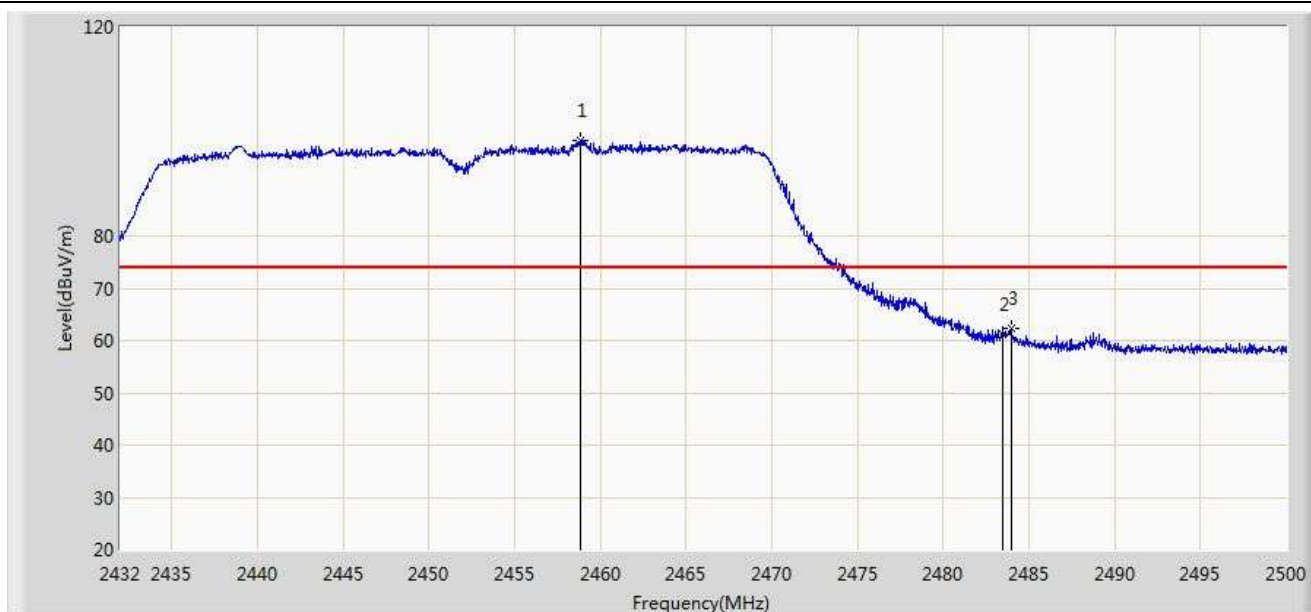


No	Flag	Mark	Frequency (MHz)	Measure Level (dBuV/m)	Reading Level (dBuV)	Over Limit (dB)	Limit (dBuV/m)	Factor (dB)	Type
1			2390.000	53.418	22.215	-0.582	54.000	31.203	AV
2		*	2428.602	88.794	57.653	N/A	N/A	31.141	AV

Note: Measure Level (dBμV/m) = Reading Level (dBμV) + Factor (dB)

Factor (dB) = Cable Loss (dB) + Antenna Factor (dB/m).

Site: AC1	Time: 2015/04/23 - 02:10
Limit: FCC_Part15.209_RE(3m)	Engineer: Roy Cheng
Probe: BBHA9120D_1-18GHz	Polarity: Horizontal
EUT: 802.11ac Dual Band Module	Power: AC 120V/60Hz
Test Mode: Transmit at channel 2452MHz by 802.11n-HT40 Ant 0+1	

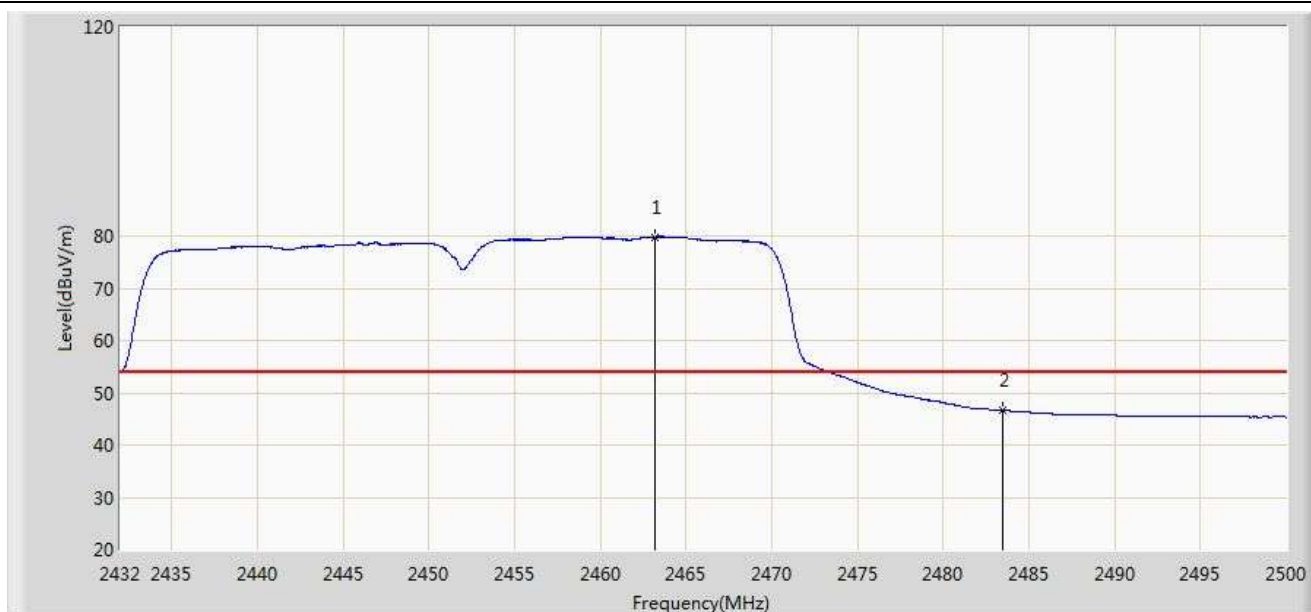


No	Flag	Mark	Frequency (MHz)	Measure Level (dBuV/m)	Reading Level (dBuV)	Over Limit (dB)	Limit (dBuV/m)	Factor (dB)	Type
1		*	2458.826	98.291	67.161	N/A	N/A	31.130	PK
2			2483.500	61.241	30.048	-12.759	74.000	31.194	PK
3			2483.986	62.305	31.110	-11.695	74.000	31.194	PK

Note: Measure Level (dBuV/m) = Reading Level (dBuV) + Factor (dB)

Factor (dB) = Cable Loss (dB) + Antenna Factor (dB/m).

Site: AC1	Time: 2015/04/23 - 02:11
Limit: FCC_Part15.209_RE(3m)	Engineer: Roy Cheng
Probe: BBHA9120D_1-18GHz	Polarity: Horizontal
EUT: 802.11ac Dual Band Module	Power: AC 120V/60Hz
Test Mode: Transmit at channel 2452MHz by 802.11n-HT40 Ant 0+1	



No	Flag	Mark	Frequency (MHz)	Measure Level (dBuV/m)	Reading Level (dBuV)	Over Limit (dB)	Limit (dBuV/m)	Factor (dB)	Type
1		*	2463.178	79.786	48.648	N/A	N/A	31.137	AV
2			2483.500	46.573	15.380	-7.427	54.000	31.194	AV

Note: Measure Level (dBuV/m) = Reading Level (dBuV) + Factor (dB)

Factor (dB) = Cable Loss (dB) + Antenna Factor (dB/m).

Site: AC1	Time: 2015/04/23 - 02:14
Limit: FCC_Part15.209_RE(3m)	Engineer: Roy Cheng
Probe: BBHA9120D_1-18GHz	Polarity: Vertical
EUT: 802.11ac Dual Band Module	Power: AC 120V/60Hz
Test Mode: Transmit at channel 2452MHz by 802.11n-HT40 Ant 0+1	



No	Flag	Mark	Frequency (MHz)	Measure Level (dBuV/m)	Reading Level (dBuV)	Over Limit (dB)	Limit (dBuV/m)	Factor (dB)	Type
1		*	2459.370	107.964	76.833	N/A	N/A	31.131	PK
2			2483.500	70.926	39.733	-3.074	74.000	31.194	PK

Note: Measure Level (dBuV/m) = Reading Level (dBuV) + Factor (dB)

Factor (dB) = Cable Loss (dB) + Antenna Factor (dB/m).

Site: AC1	Time: 2015/04/23 - 02:14
Limit: FCC_Part15.209_RE(3m)	Engineer: Roy Cheng
Probe: BBHA9120D_1-18GHz	Polarity: Vertical
EUT: 802.11ac Dual Band Module	Power: AC 120V/60Hz
Test Mode: Transmit at channel 2452MHz by 802.11n-HT40 Ant 0+1	

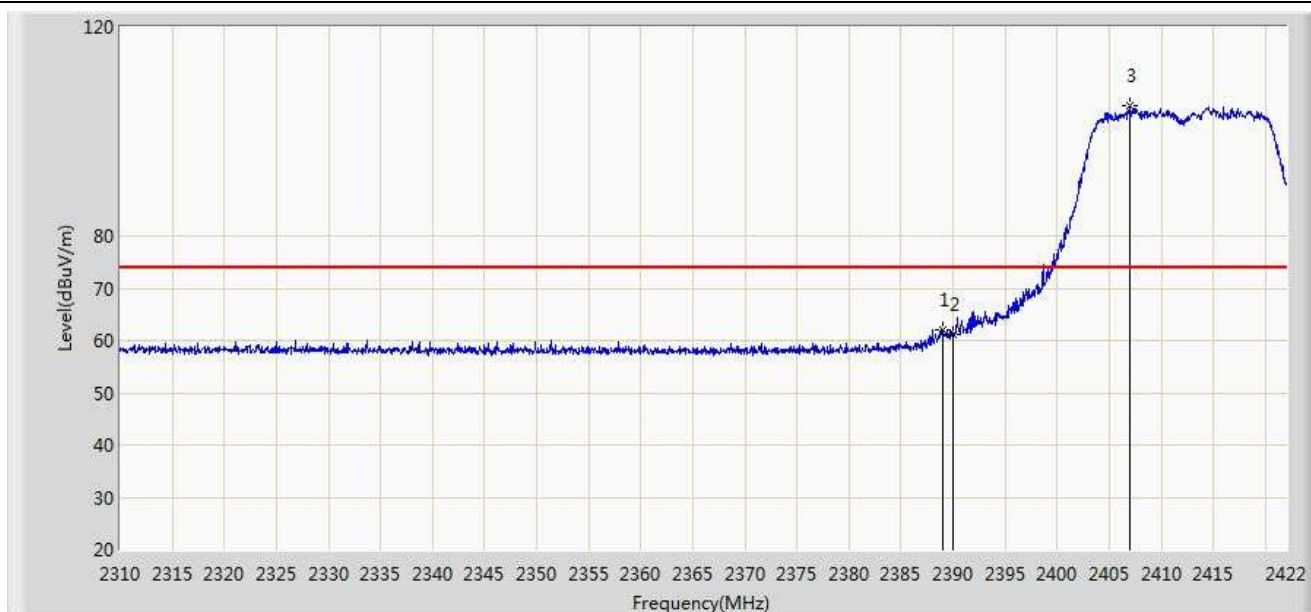


No	Flag	Mark	Frequency (MHz)	Measure Level (dBuV/m)	Reading Level (dBuV)	Over Limit (dB)	Limit (dBuV/m)	Factor (dB)	Type
1		*	2459.642	89.163	58.032	N/A	N/A	31.131	AV
2			2483.500	53.243	22.050	-0.757	54.000	31.194	AV

Note: Measure Level (dBμV/m) = Reading Level (dBμV) + Factor (dB)

Factor (dB) = Cable Loss (dB) + Antenna Factor (dB/m).

Site: AC1	Time: 2015/04/23 - 03:03
Limit: FCC_Part15.209_RE(3m)	Engineer: Roy Cheng
Probe: BBHA9120D_1-18GHz	Polarity: Horizontal
EUT: 802.11ac Dual Band Module	Power: AC 120V/60Hz
Test Mode: Transmit at channel 2412MHz by 802.11n-HT20 Ant 0+1+2	

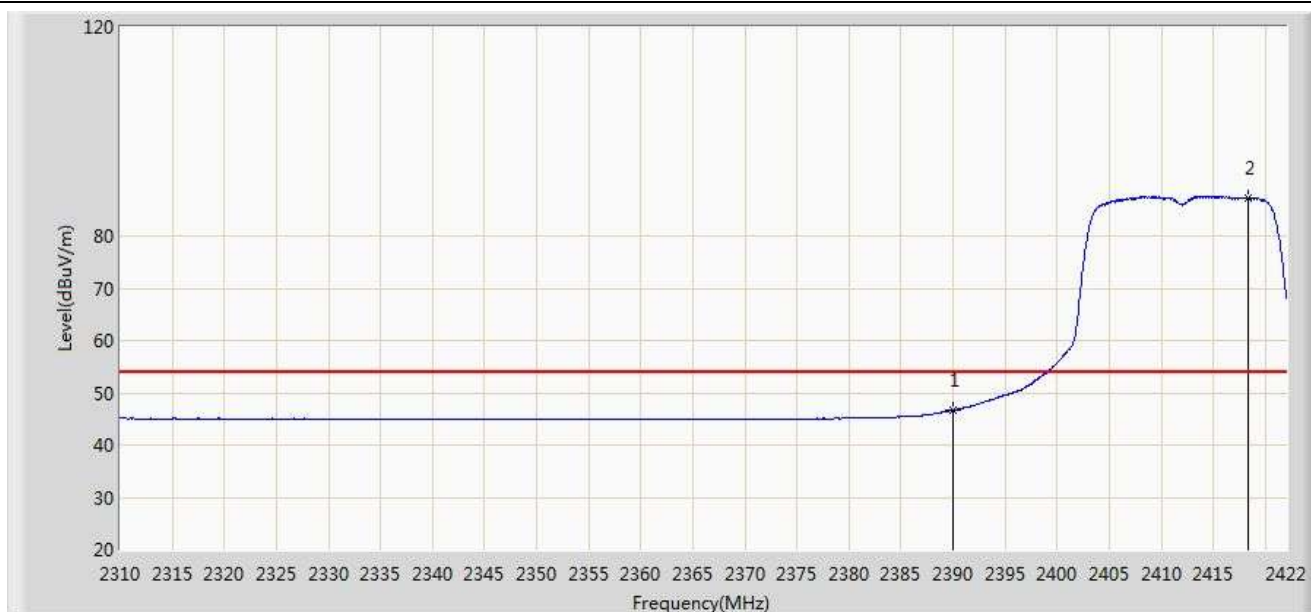


No	Flag	Mark	Frequency (MHz)	Measure Level (dBuV/m)	Reading Level (dBuV)	Over Limit (dB)	Limit (dBuV/m)	Factor (dB)	Type
1			2389.072	62.120	30.916	-11.880	74.000	31.204	PK
2			2390.000	61.232	30.029	-12.768	74.000	31.203	PK
3		*	2407.048	104.951	73.774	N/A	N/A	31.177	PK

Note: Measure Level (dBuV/m) = Reading Level (dBuV) + Factor (dB)

Factor (dB) = Cable Loss (dB) + Antenna Factor (dB/m).

Site: AC1	Time: 2015/04/23 - 03:07
Limit: FCC_Part15.209_RE(3m)	Engineer: Roy Cheng
Probe: BBHA9120D_1-18GHz	Polarity: Horizontal
EUT: 802.11ac Dual Band Module	Power: AC 120V/60Hz
Test Mode: Transmit at channel 2412MHz by 802.11n-HT20 Ant 0+1+2	

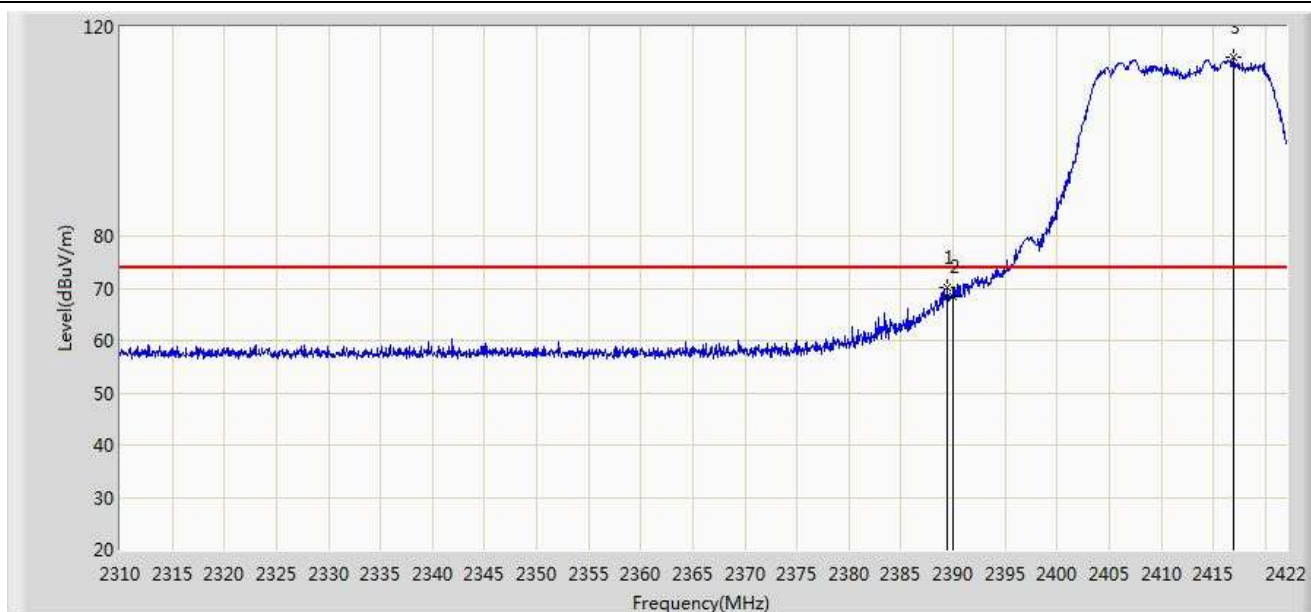


No	Flag	Mark	Frequency (MHz)	Measure Level (dBuV/m)	Reading Level (dBuV)	Over Limit (dB)	Limit (dBuV/m)	Factor (dB)	Type
1			2390.000	46.695	15.492	-7.305	54.000	31.203	AV
2		*	2418.304	87.293	56.134	N/A	N/A	31.159	AV

Note: Measure Level (dBuV/m) = Reading Level (dBuV) + Factor (dB)

Factor (dB) = Cable Loss (dB) + Antenna Factor (dB/m).

Site: AC1	Time: 2015/04/23 - 03:12
Limit: FCC_Part15.209_RE(3m)	Engineer: Roy Cheng
Probe: BBHA9120D_1-18GHz	Polarity: Vertical
EUT: 802.11ac Dual Band Module	Power: AC 120V/60Hz
Test Mode: Transmit at channel 2412MHz by 802.11n-HT20 Ant 0+1+2	

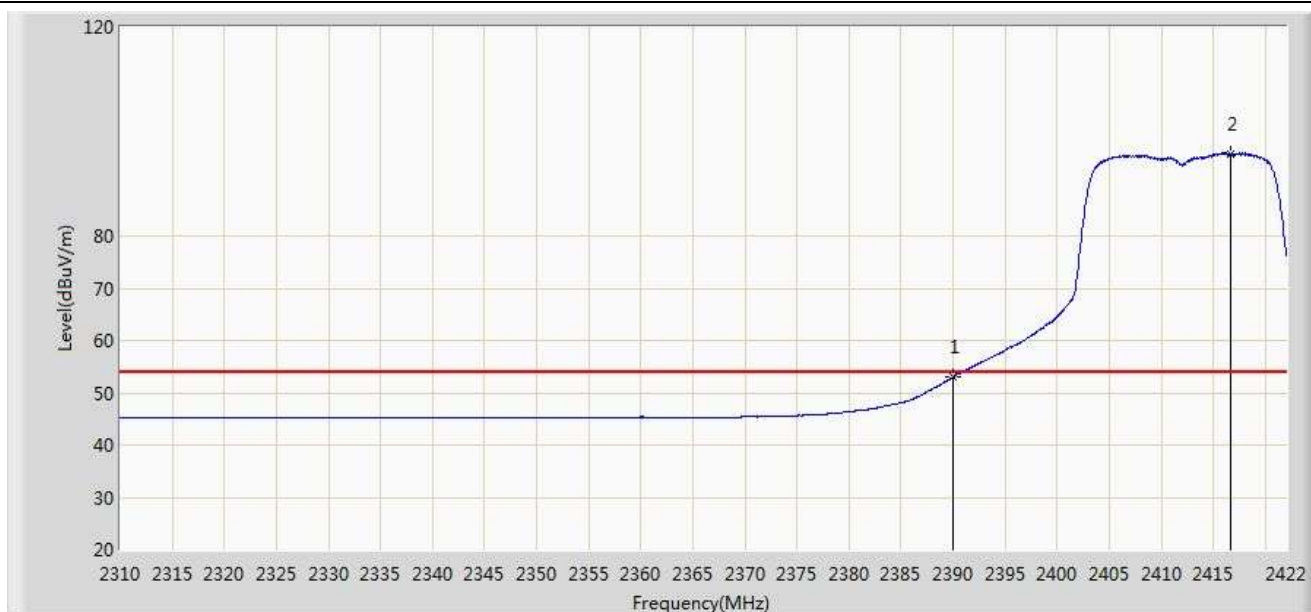


No	Flag	Mark	Frequency (MHz)	Measure Level (dBuV/m)	Reading Level (dBuV)	Over Limit (dB)	Limit (dBuV/m)	Factor (dB)	Type
1			2389.464	70.276	39.072	-3.724	74.000	31.204	PK
2			2390.000	68.424	37.221	-5.576	74.000	31.203	PK
3		*	2416.904	114.154	82.993	N/A	N/A	31.161	PK

Note: Measure Level (dBuV/m) = Reading Level (dBuV) + Factor (dB)

Factor (dB) = Cable Loss (dB) + Antenna Factor (dB/m).

Site: AC1	Time: 2015/04/23 - 03:12
Limit: FCC_Part15.209_RE(3m)	Engineer: Roy Cheng
Probe: BBHA9120D_1-18GHz	Polarity: Vertical
EUT: 802.11ac Dual Band Module	Power: AC 120V/60Hz
Test Mode: Transmit at channel 2412MHz by 802.11n-HT20 Ant 0+1+2	

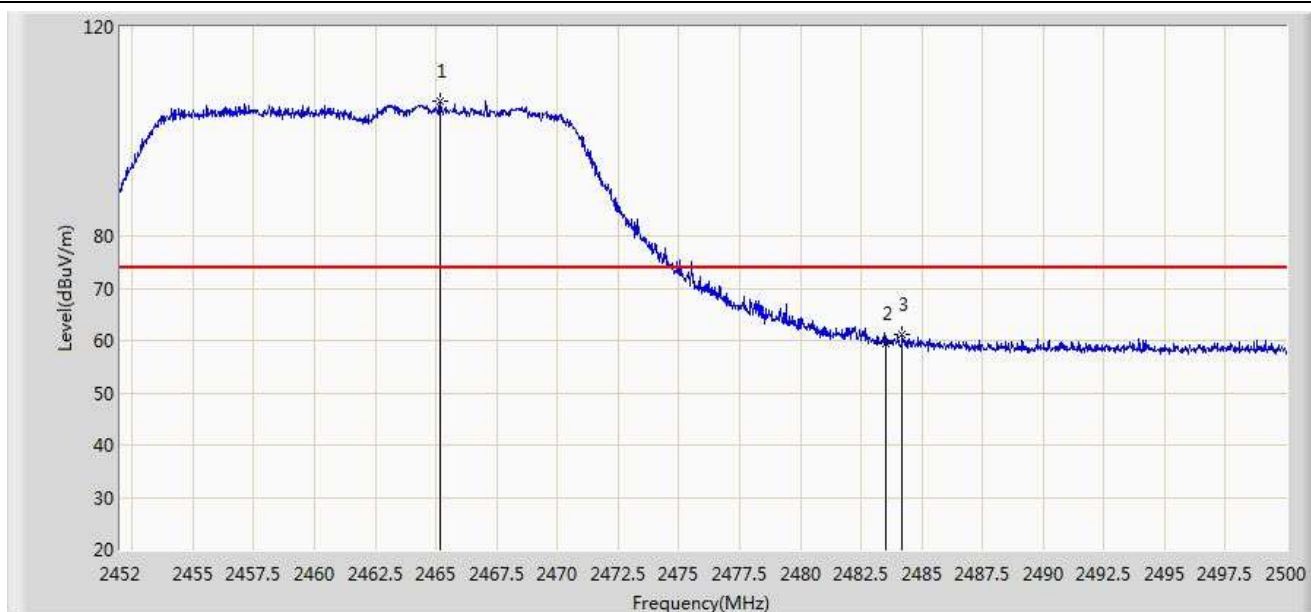


No	Flag	Mark	Frequency (MHz)	Measure Level (dBuV/m)	Reading Level (dBuV)	Over Limit (dB)	Limit (dBuV/m)	Factor (dB)	Type
1			2390.000	53.011	21.808	-0.989	54.000	31.203	AV
2		*	2416.736	95.684	64.523	N/A	N/A	31.162	AV

Note: Measure Level (dBμV/m) = Reading Level (dBμV) + Factor (dB)

Factor (dB) = Cable Loss (dB) + Antenna Factor (dB/m).

Site: AC1	Time: 2015/04/23 - 03:17
Limit: FCC_Part15.209_RE(3m)	Engineer: Roy Cheng
Probe: BBHA9120D_1-18GHz	Polarity: Horizontal
EUT: 802.11ac Dual Band Module	Power: AC 120V/60Hz
Test Mode: Transmit at channel 2462MHz by 802.11n-HT20 Ant 0+1+2	



No	Flag	Mark	Frequency (MHz)	Measure Level (dBuV/m)	Reading Level (dBuV)	Over Limit (dB)	Limit (dBuV/m)	Factor (dB)	Type
1		*	2465.200	105.882	74.739	N/A	N/A	31.143	PK
2			2483.500	59.365	28.172	-14.635	74.000	31.194	PK
3			2484.208	61.272	30.077	-12.728	74.000	31.195	PK

Note: Measure Level (dBuV/m) = Reading Level (dBuV) + Factor (dB)

Factor (dB) = Cable Loss (dB) + Antenna Factor (dB/m).

Site: AC1	Time: 2015/04/23 - 03:17
Limit: FCC_Part15.209_RE(3m)	Engineer: Roy Cheng
Probe: BBHA9120D_1-18GHz	Polarity: Horizontal
EUT: 802.11ac Dual Band Module	Power: AC 120V/60Hz
Test Mode: Transmit at channel 2462MHz by 802.11n-HT20 Ant 0+1+2	

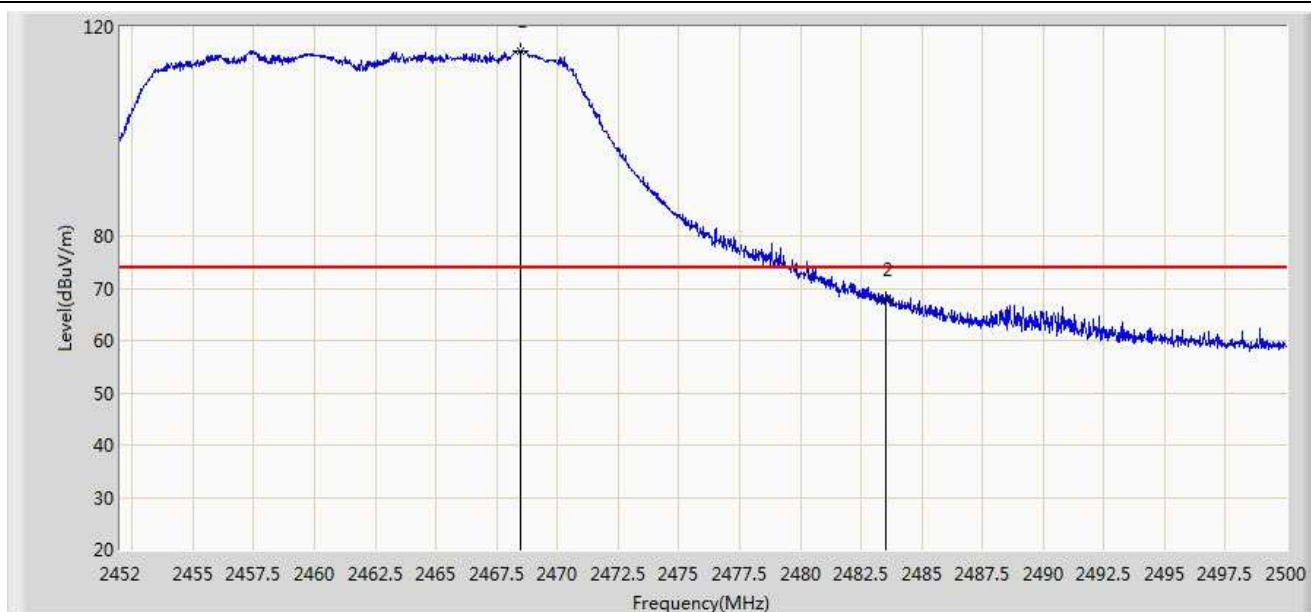


No	Flag	Mark	Frequency (MHz)	Measure Level (dBuV/m)	Reading Level (dBuV)	Over Limit (dB)	Limit (dBuV/m)	Factor (dB)	Type
1		*	2457.736	88.172	57.044	N/A	N/A	31.128	AV
2			2483.500	46.772	15.579	-7.228	54.000	31.194	AV

Note: Measure Level (dBuV/m) = Reading Level (dBuV) + Factor (dB)

Factor (dB) = Cable Loss (dB) + Antenna Factor (dB/m).

Site: AC1	Time: 2015/04/23 - 03:17
Limit: FCC_Part15.209_RE(3m)	Engineer: Roy Cheng
Probe: BBHA9120D_1-18GHz	Polarity: Vertical
EUT: 802.11ac Dual Band Module	Power: AC 120V/60Hz
Test Mode: Transmit at channel 2462MHz by 802.11n-HT20 Ant 0+1+2	

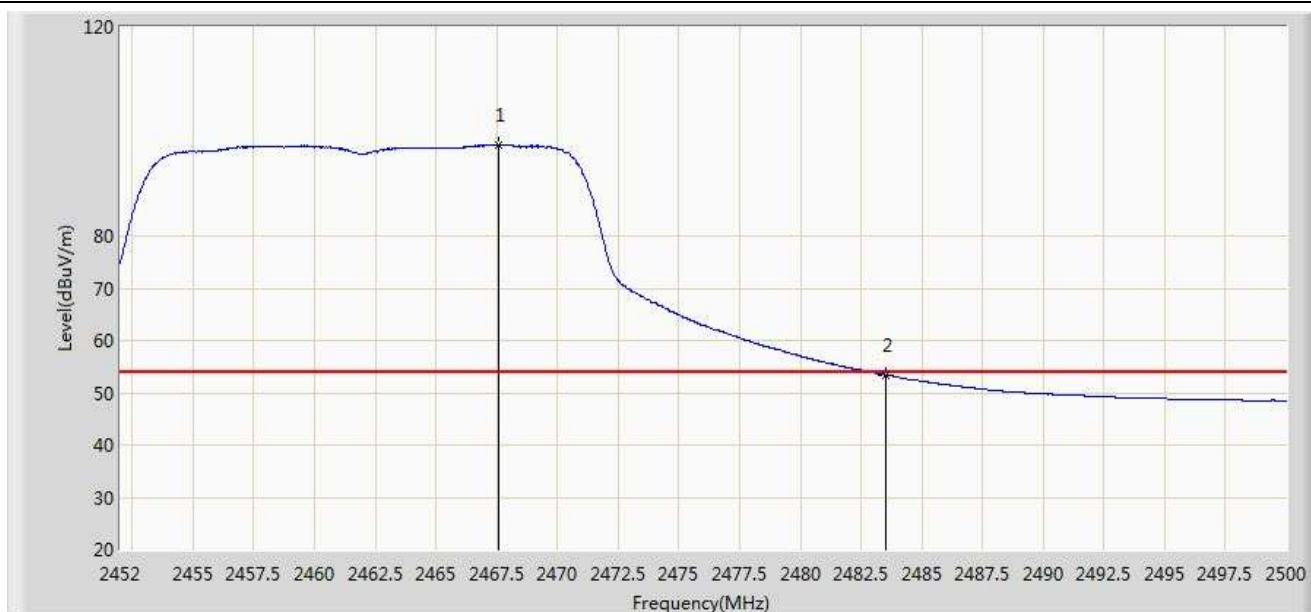


No	Flag	Mark	Frequency (MHz)	Measure Level (dBuV/m)	Reading Level (dBuV)	Over Limit (dB)	Limit (dBuV/m)	Factor (dB)	Type
1		*	2468.464	115.499	84.347	N/A	N/A	31.151	PK
2			2483.500	67.703	36.510	-6.297	74.000	31.194	PK

Note: Measure Level (dBuV/m) = Reading Level (dBuV) + Factor (dB)

Factor (dB) = Cable Loss (dB) + Antenna Factor (dB/m).

Site: AC1	Time: 2015/04/23 - 03:18
Limit: FCC_Part15.209_RE(3m)	Engineer: Roy Cheng
Probe: BBHA9120D_1-18GHz	Polarity: Vertical
EUT: 802.11ac Dual Band Module	Power: AC 120V/60Hz
Test Mode: Transmit at channel 2462MHz by 802.11n-HT20 Ant 0+1+2	

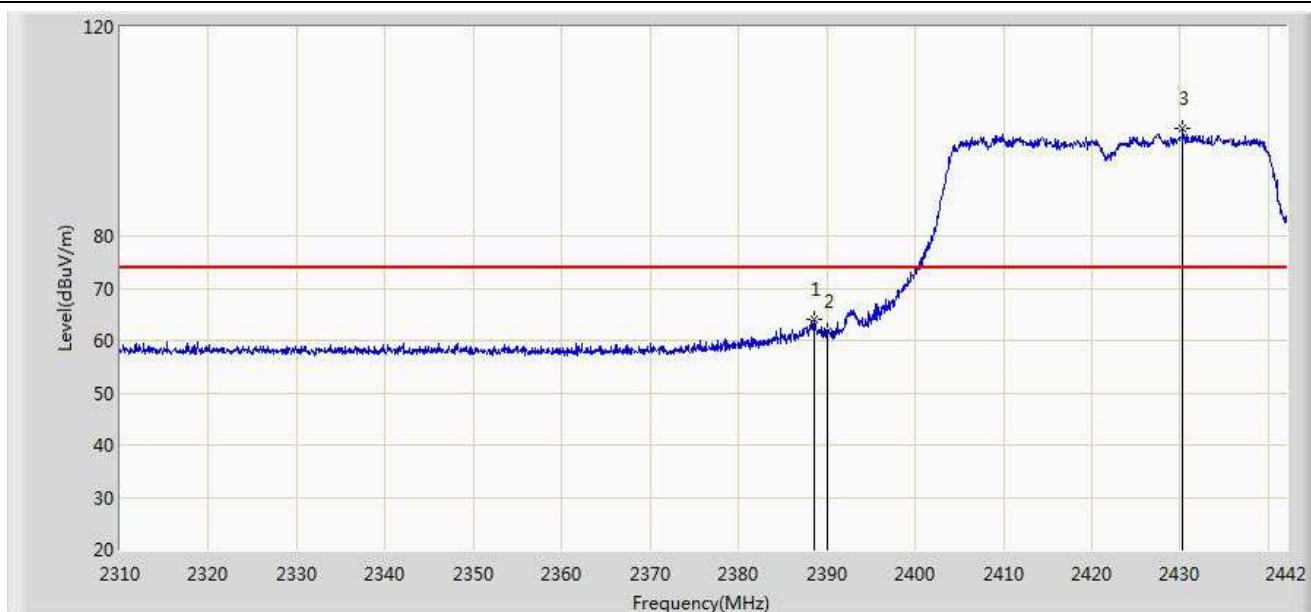


No	Flag	Mark	Frequency (MHz)	Measure Level (dBuV/m)	Reading Level (dBuV)	Over Limit (dB)	Limit (dBuV/m)	Factor (dB)	Type
1		*	2467.552	97.496	66.347	N/A	N/A	31.150	AV
2			2483.500	53.444	22.251	-0.556	54.000	31.194	AV

Note: Measure Level (dBuV/m) = Reading Level (dBuV) + Factor (dB)

Factor (dB) = Cable Loss (dB) + Antenna Factor (dB/m).

Site: AC1	Time: 2015/04/23 - 03:22
Limit: FCC_Part15.209_RE(3m)	Engineer: Roy Cheng
Probe: BBHA9120D_1-18GHz	Polarity: Horizontal
EUT: 802.11ac Dual Band Module	Power: AC 120V/60Hz
Test Mode: Transmit at channel 2422MHz by 802.11n-HT40 Ant 0+1+2	

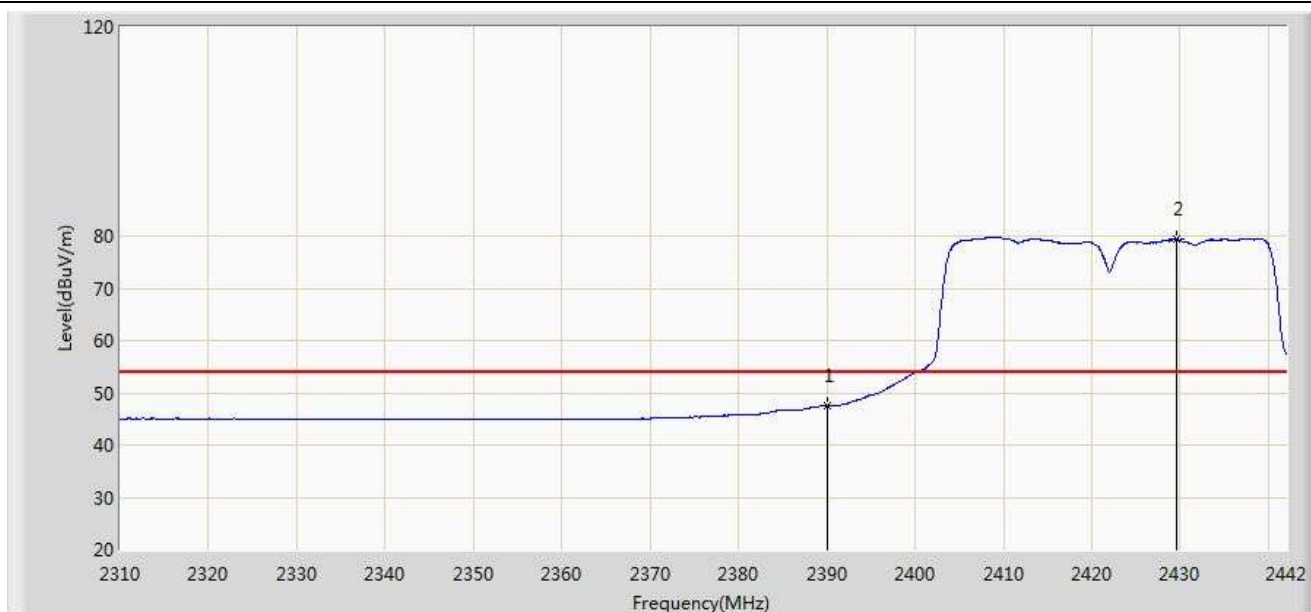


No	Flag	Mark	Frequency (MHz)	Measure Level (dBuV/m)	Reading Level (dBuV)	Over Limit (dB)	Limit (dBuV/m)	Factor (dB)	Type
1			2388.606	64.130	32.925	-9.870	74.000	31.205	PK
2			2390.000	61.734	30.531	-12.266	74.000	31.203	PK
3		*	2430.318	100.674	69.537	N/A	N/A	31.137	PK

Note: Measure Level (dBuV/m) = Reading Level (dBuV) + Factor (dB)

Factor (dB) = Cable Loss (dB) + Antenna Factor (dB/m).

Site: AC1	Time: 2015/04/23 - 03:23
Limit: FCC_Part15.209_RE(3m)	Engineer: Roy Cheng
Probe: BBHA9120D_1-18GHz	Polarity: Horizontal
EUT: 802.11ac Dual Band Module	Power: AC 120V/60Hz
Test Mode: Transmit at channel 2422MHz by 802.11n-HT40 Ant 0+1+2	

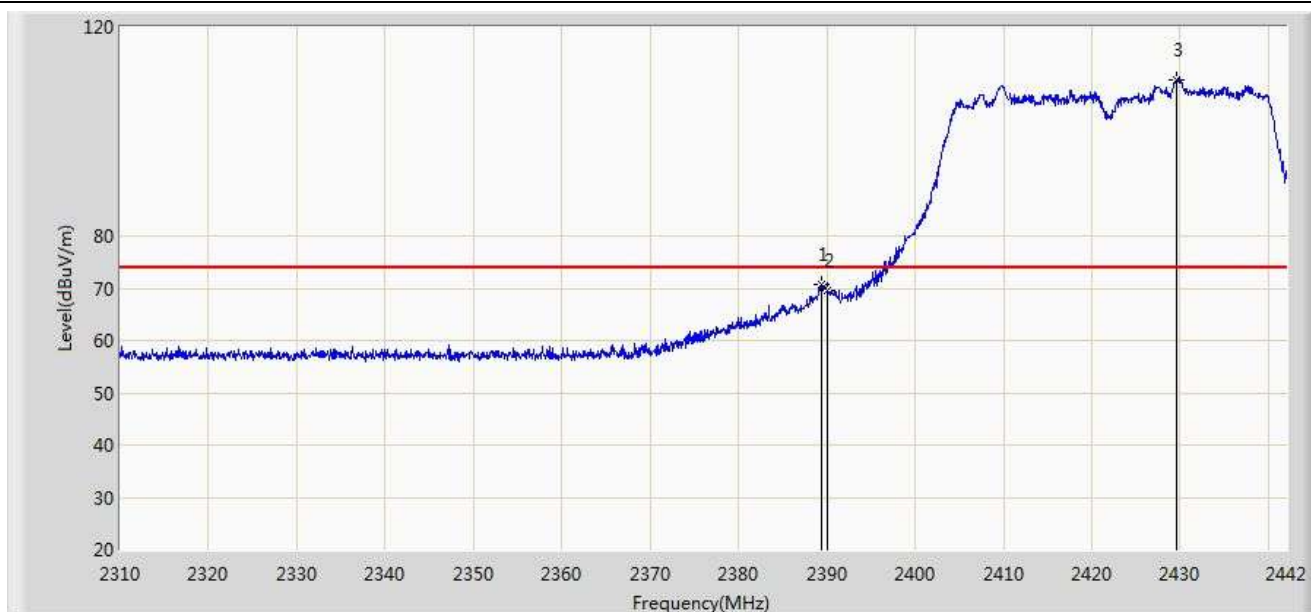


No	Flag	Mark	Frequency (MHz)	Measure Level (dBuV/m)	Reading Level (dBuV)	Over Limit (dB)	Limit (dBuV/m)	Factor (dB)	Type
1			2390.000	47.528	16.325	-6.472	54.000	31.203	AV
2		*	2429.592	79.472	48.333	N/A	N/A	31.139	AV

Note: Measure Level (dBuV/m) = Reading Level (dBuV) + Factor (dB)

Factor (dB) = Cable Loss (dB) + Antenna Factor (dB/m).

Site: AC1	Time: 2015/04/23 - 03:27
Limit: FCC_Part15.209_RE(3m)	Engineer: Roy Cheng
Probe: BBHA9120D_1-18GHz	Polarity: Vertical
EUT: 802.11ac Dual Band Module	Power: AC 120V/60Hz
Test Mode: Transmit at channel 2422MHz by 802.11n-HT40 Ant 0+1+2	

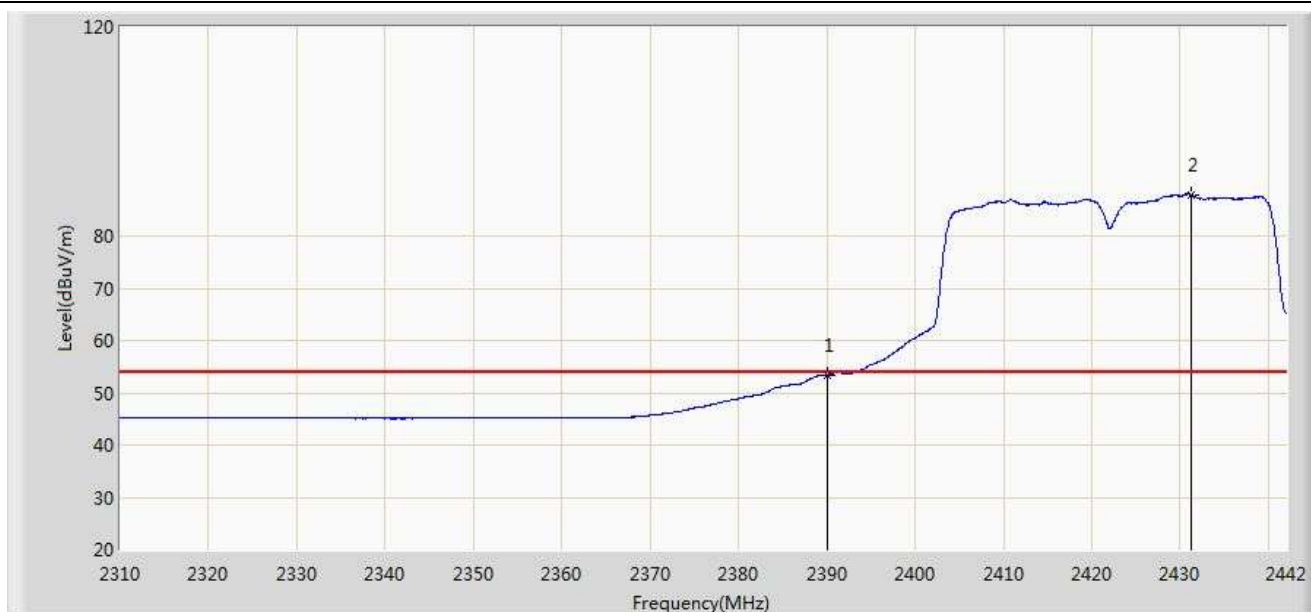


No	Flag	Mark	Frequency (MHz)	Measure Level (dBuV/m)	Reading Level (dBuV)	Over Limit (dB)	Limit (dBuV/m)	Factor (dB)	Type
1			2389.464	70.620	39.416	-3.380	74.000	31.204	PK
2			2390.000	69.472	38.269	-4.528	74.000	31.203	PK
3		*	2429.658	109.950	78.811	N/A	N/A	31.139	PK

Note: Measure Level (dBuV/m) = Reading Level (dBuV) + Factor (dB)

Factor (dB) = Cable Loss (dB) + Antenna Factor (dB/m).

Site: AC1	Time: 2015/04/23 - 03:27
Limit: FCC_Part15.209_RE(3m)	Engineer: Roy Cheng
Probe: BBHA9120D_1-18GHz	Polarity: Vertical
EUT: 802.11ac Dual Band Module	Power: AC 120V/60Hz
Test Mode: Transmit at channel 2422MHz by 802.11n-HT40 Ant 0+1+2	

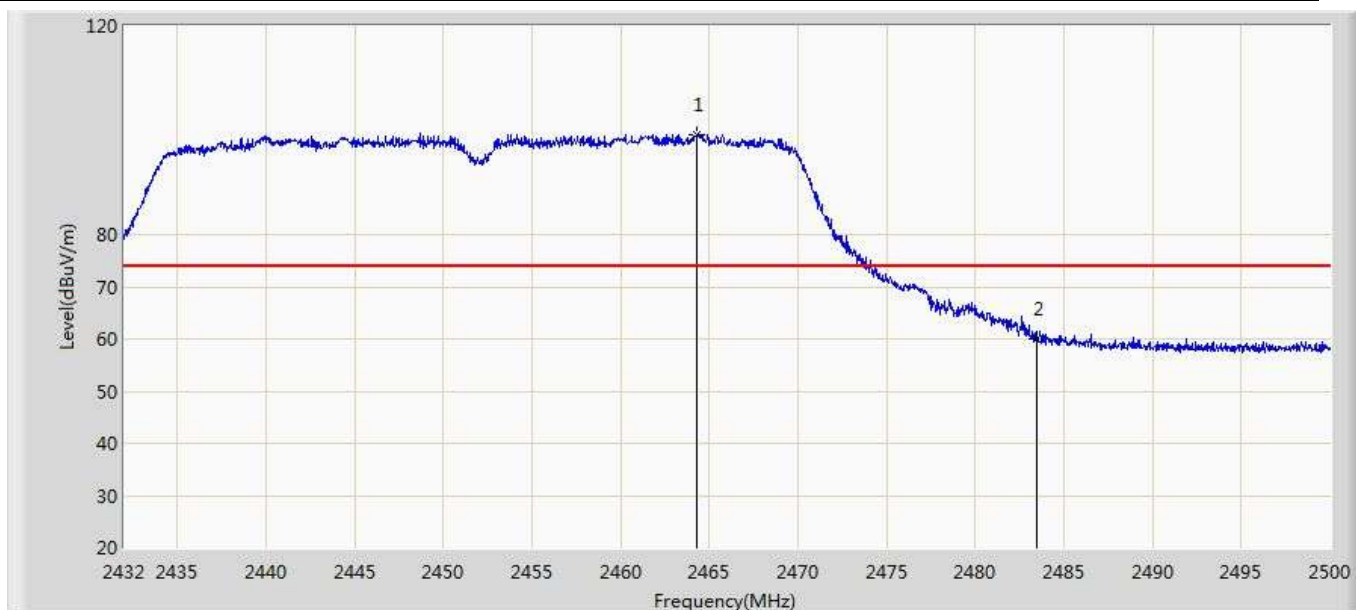


No	Flag	Mark	Frequency (MHz)	Measure Level (dBuV/m)	Reading Level (dBuV)	Over Limit (dB)	Limit (dBuV/m)	Factor (dB)	Type
1			2390.000	53.420	22.217	-0.580	54.000	31.203	AV
2		*	2431.242	87.863	56.727	N/A	N/A	31.136	AV

Note: Measure Level (dBμV/m) = Reading Level (dBμV) + Factor (dB)

Factor (dB) = Cable Loss (dB) + Antenna Factor (dB/m).

Site: AC1	Time: 2015/04/23 - 03:31
Limit: FCC_Part15.209_RE(3m)	Engineer: Roy Cheng
Probe: BBHA9120D_1-18GHz	Polarity: Horizontal
EUT: 802.11ac Dual Band Module	Power: AC 120V/60Hz
Test Mode: Transmit at channel 2452MHz by 802.11n-HT40 Ant 0+1+2	



No	Flag	Mark	Frequency (MHz)	Measure Level (dBuV/m)	Reading Level (dBuV)	Over Limit (dB)	Limit (dBuV/m)	Factor (dB)	Type
1		*	2464.300	99.060	67.920	N/A	N/A	31.140	PK
2			2483.500	59.887	28.694	-14.113	74.000	31.194	PK

Note: Measure Level (dBuV/m) = Reading Level (dBuV) + Factor (dB)

Factor (dB) = Cable Loss (dB) + Antenna Factor (dB/m).

Site: AC1	Time: 2015/04/23 - 03:32
Limit: FCC_Part15.209_RE(3m)	Engineer: Roy Cheng
Probe: BBHA9120D_1-18GHz	Polarity: Horizontal
EUT: 802.11ac Dual Band Module	Power: AC 120V/60Hz
Test Mode: Transmit at channel 2452MHz by 802.11n-HT40 Ant 0+1+2	

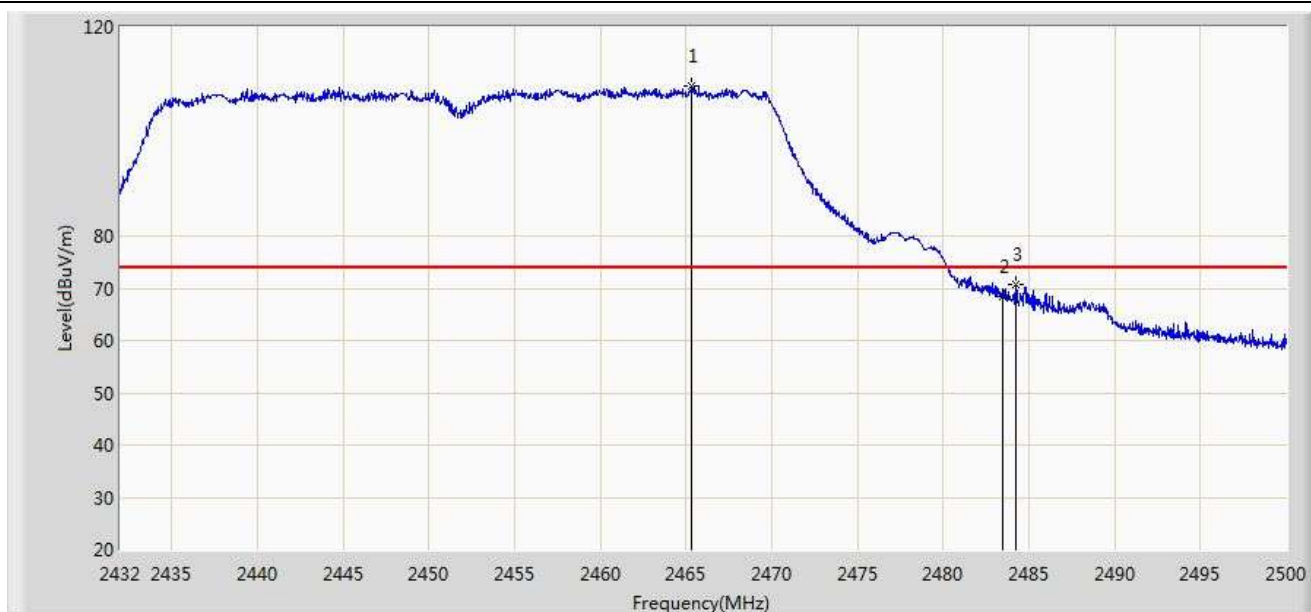


No	Flag	Mark	Frequency (MHz)	Measure Level (dBuV/m)	Reading Level (dBuV)	Over Limit (dB)	Limit (dBuV/m)	Factor (dB)	Type
1		*	2460.730	79.928	48.795	N/A	N/A	31.133	AV
2			2483.500	46.931	15.738	-7.069	54.000	31.194	AV

Note: Measure Level (dBμV/m) = Reading Level (dBμV) + Factor (dB)

Factor (dB) = Cable Loss (dB) + Antenna Factor (dB/m).

Site: AC1	Time: 2015/04/23 - 03:36
Limit: FCC_Part15.209_RE(3m)	Engineer: Roy Cheng
Probe: BBHA9120D_1-18GHz	Polarity: Vertical
EUT: 802.11ac Dual Band Module	Power: AC 120V/60Hz
Test Mode: Transmit at channel 2452MHz by 802.11n-HT40 Ant 0+1+2	

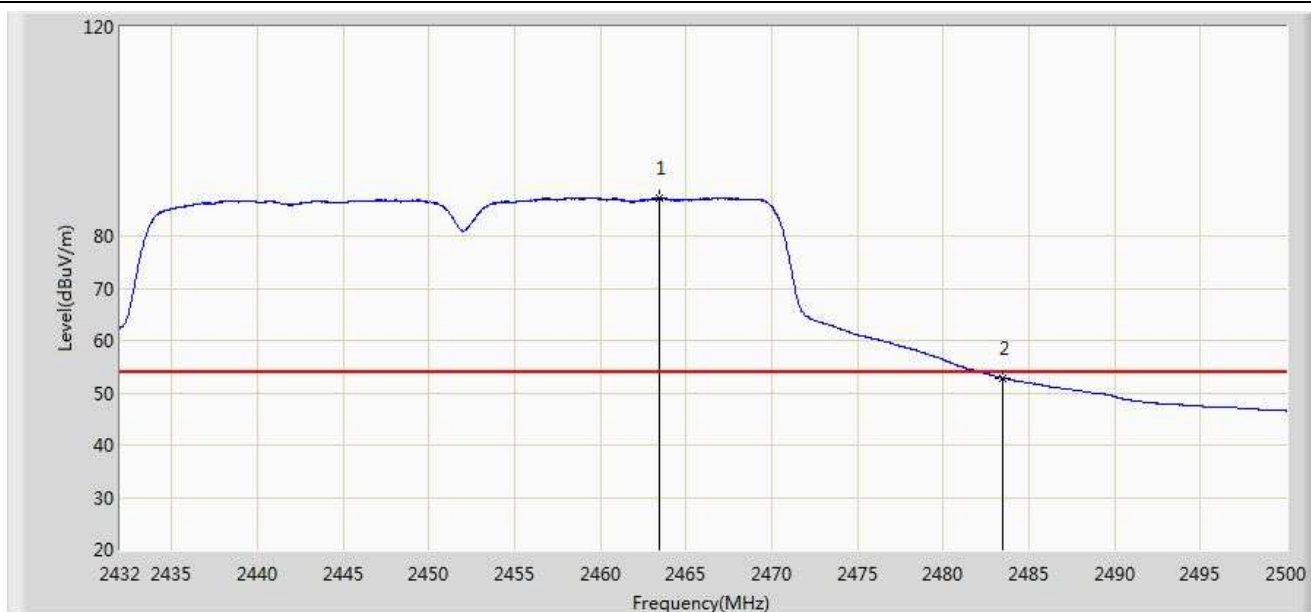


No	Flag	Mark	Frequency (MHz)	Measure Level (dBuV/m)	Reading Level (dBuV)	Over Limit (dB)	Limit (dBuV/m)	Factor (dB)	Type
1		*	2465.354	108.727	77.584	N/A	N/A	31.143	PK
2			2483.500	68.300	37.107	-5.700	74.000	31.194	PK
3			2484.224	70.600	39.405	-3.400	74.000	31.195	PK

Note: Measure Level (dBuV/m) = Reading Level (dBuV) + Factor (dB)

Factor (dB) = Cable Loss (dB) + Antenna Factor (dB/m).

Site: AC1	Time: 2015/04/23 - 03:35
Limit: FCC_Part15.209_RE(3m)	Engineer: Roy Cheng
Probe: BBHA9120D_1-18GHz	Polarity: Vertical
EUT: 802.11ac Dual Band Module	Power: AC 120V/60Hz
Test Mode: Transmit at channel 2452MHz by 802.11n-HT40 Ant 0+1+2	



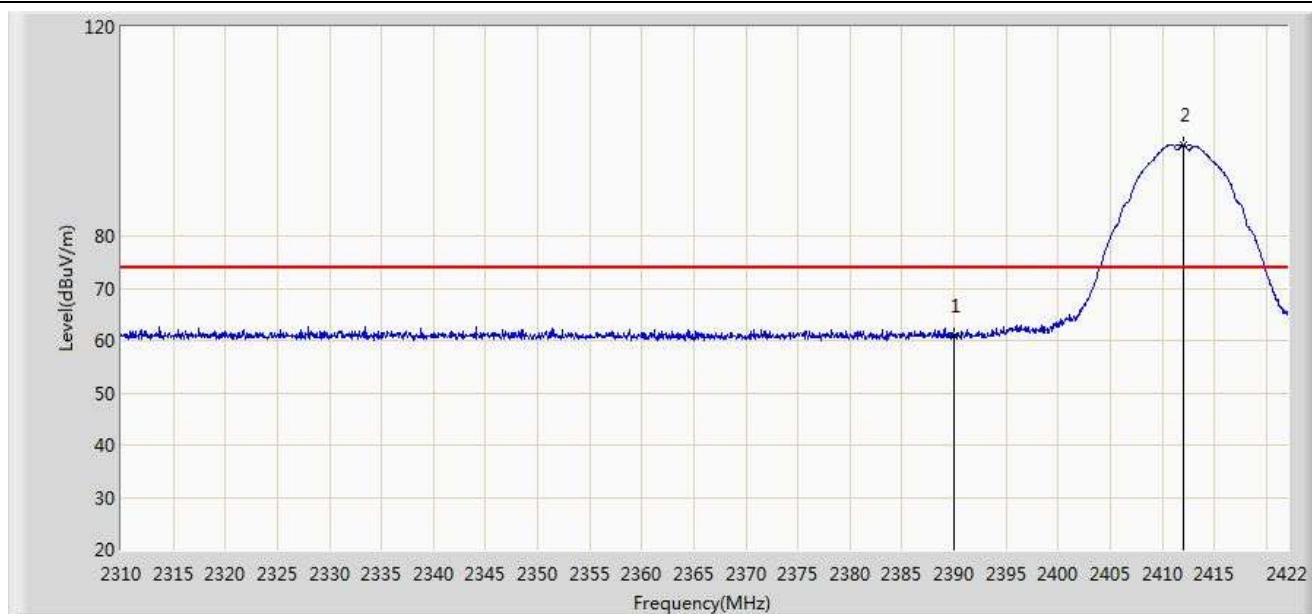
No	Flag	Mark	Frequency (MHz)	Measure Level (dBuV/m)	Reading Level (dBuV)	Over Limit (dB)	Limit (dBuV/m)	Factor (dB)	Type
1		*	2463.416	87.265	56.127	N/A	N/A	31.138	AV
2			2483.500	52.808	21.615	-1.192	54.000	31.194	AV

Note: Measure Level (dBuV/m) = Reading Level (dBuV) + Factor (dB)

Factor (dB) = Cable Loss (dB) + Antenna Factor (dB/m).

Panel Antenna 1#

Site: AC1	Time: 2015/05/08 - 09:52
Limit: FCC_Part15.209_RE(3m)	Engineer: Roy Cheng
Probe: BBHA9120D_1-18GHz	Polarity: Horizontal
EUT: 802.11ac Dual Band Module	Power: AC 120V/60Hz
Test Mode: Transmit at channel 2412MHz by 802.11b Ant 0	

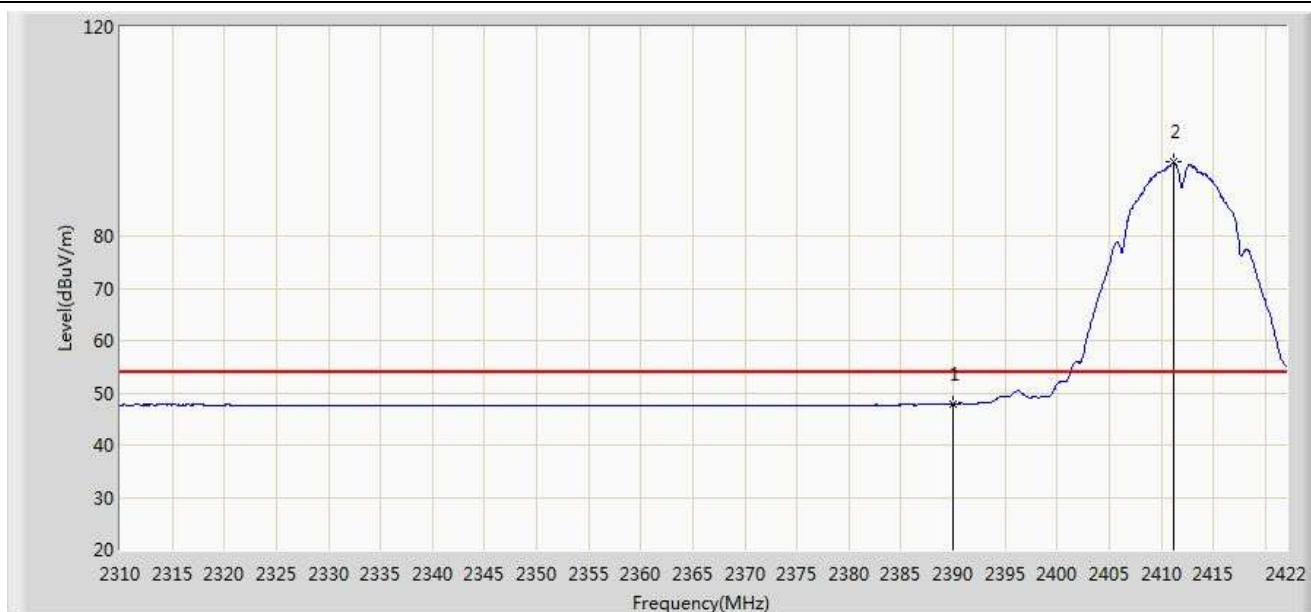


No	Flag	Mark	Frequency (MHz)	Measure Level (dBuV/m)	Reading Level (dBuV)	Over Limit (dB)	Limit (dBuV/m)	Factor (dB)	Type
1			2390.000	60.996	29.793	-13.004	74.000	31.203	PK
2		*	2412.032	97.468	66.298	N/A	N/A	31.170	PK

Note: Measure Level (dBμV/m) = Reading Level (dBμV) + Factor (dB)

Factor (dB) = Cable Loss (dB) + Antenna Factor (dB/m).

Site: AC1	Time: 2015/05/08 - 10:00
Limit: FCC_Part15.209_RE(3m)	Engineer: Roy Cheng
Probe: BBHA9120D_1-18GHz	Polarity: Horizontal
EUT: 802.11ac Dual Band Module	Power: AC 120V/60Hz
Test Mode: Transmit at channel 2412MHz by 802.11b Ant 0	

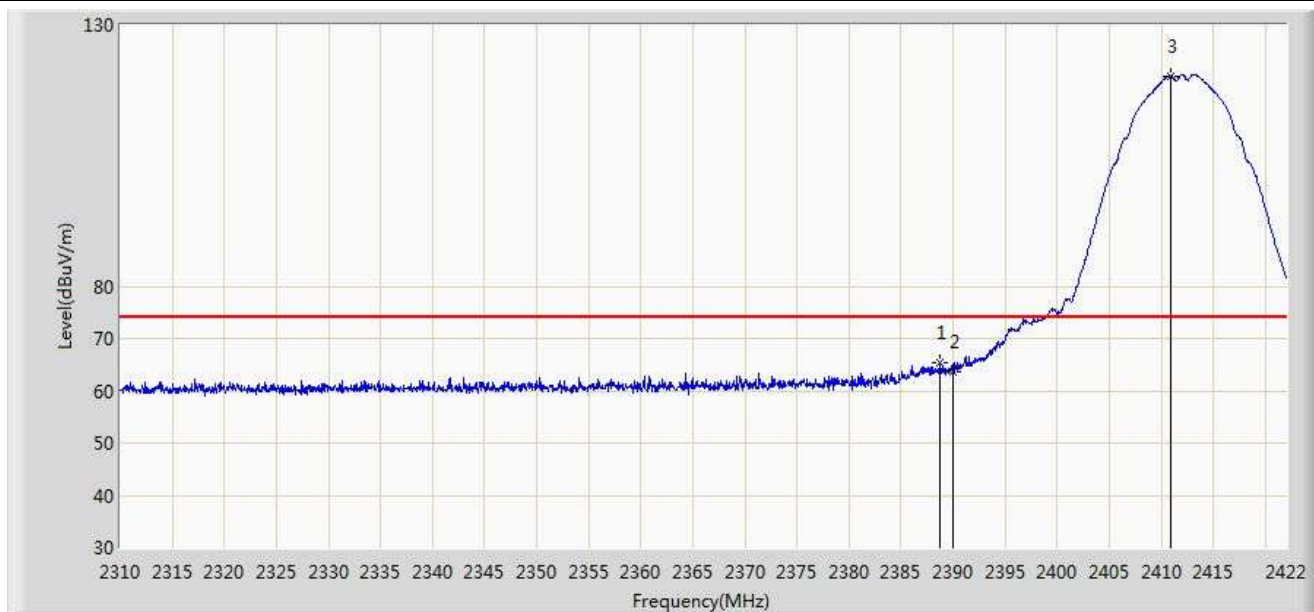


No	Flag	Mark	Frequency (MHz)	Measure Level (dBuV/m)	Reading Level (dBuV)	Over Limit (dB)	Limit (dBuV/m)	Factor (dB)	Type
1			2390.000	47.861	16.658	-6.139	54.000	31.203	AV
2		*	2411.248	94.070	62.899	N/A	N/A	31.171	AV

Note: Measure Level (dBμV/m) = Reading Level (dBμV) + Factor (dB)

Factor (dB) = Cable Loss (dB) + Antenna Factor (dB/m).

Site: AC1	Time: 2015/05/08 - 10:05
Limit: FCC_Part15.209_RE(3m)	Engineer: Roy Cheng
Probe: BBHA9120D_1-18GHz	Polarity: Vertical
EUT: 802.11ac Dual Band Module	Power: AC 120V/60Hz
Test Mode: Transmit at channel 2412MHz by 802.11b Ant 0	

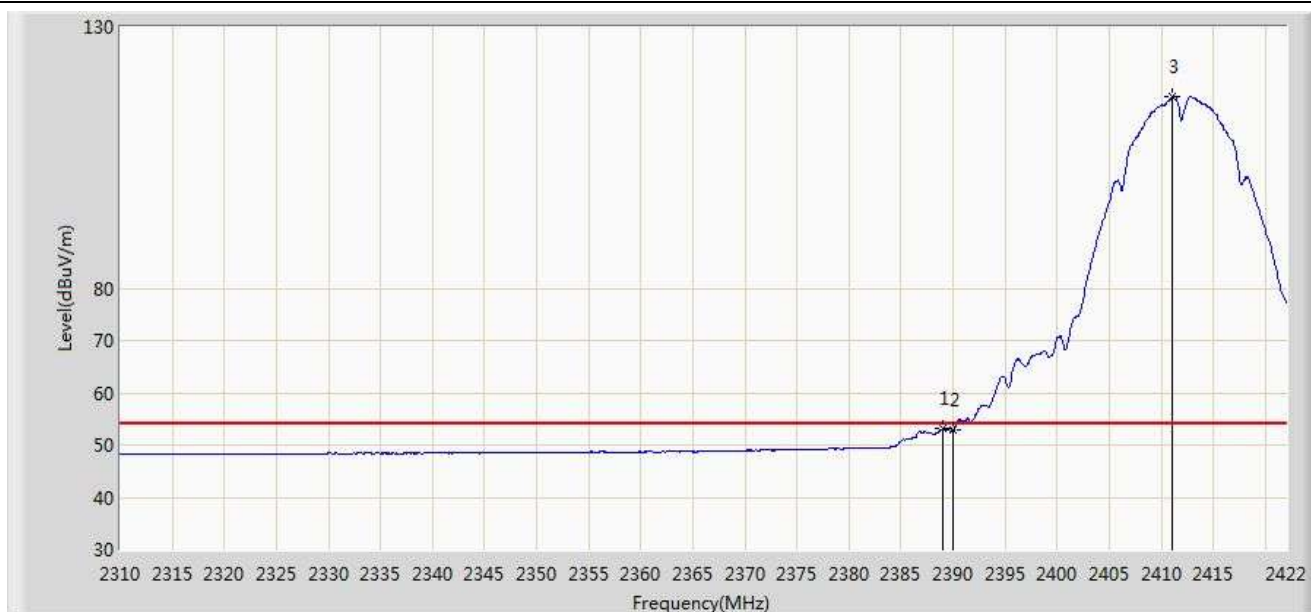


No	Flag	Mark	Frequency (MHz)	Measure Level (dBuV/m)	Reading Level (dBuV)	Over Limit (dB)	Limit (dBuV/m)	Factor (dB)	Type
1			2388.792	65.319	34.114	-8.681	74.000	31.205	PK
2			2390.000	63.749	32.546	-10.251	74.000	31.203	PK
3		*	2410.856	120.237	89.066	N/A	N/A	31.172	PK

Note: Measure Level (dBuV/m) = Reading Level (dBuV) + Factor (dB)

Factor (dB) = Cable Loss (dB) + Antenna Factor (dB/m).

Site: AC1	Time: 2015/05/08 - 10:04
Limit: FCC_Part15.209_RE(3m)	Engineer: Roy Cheng
Probe: BBHA9120D_1-18GHz	Polarity: Vertical
EUT: 802.11ac Dual Band Module	Power: AC 120V/60Hz
Test Mode: Transmit at channel 2412MHz by 802.11b Ant 0	

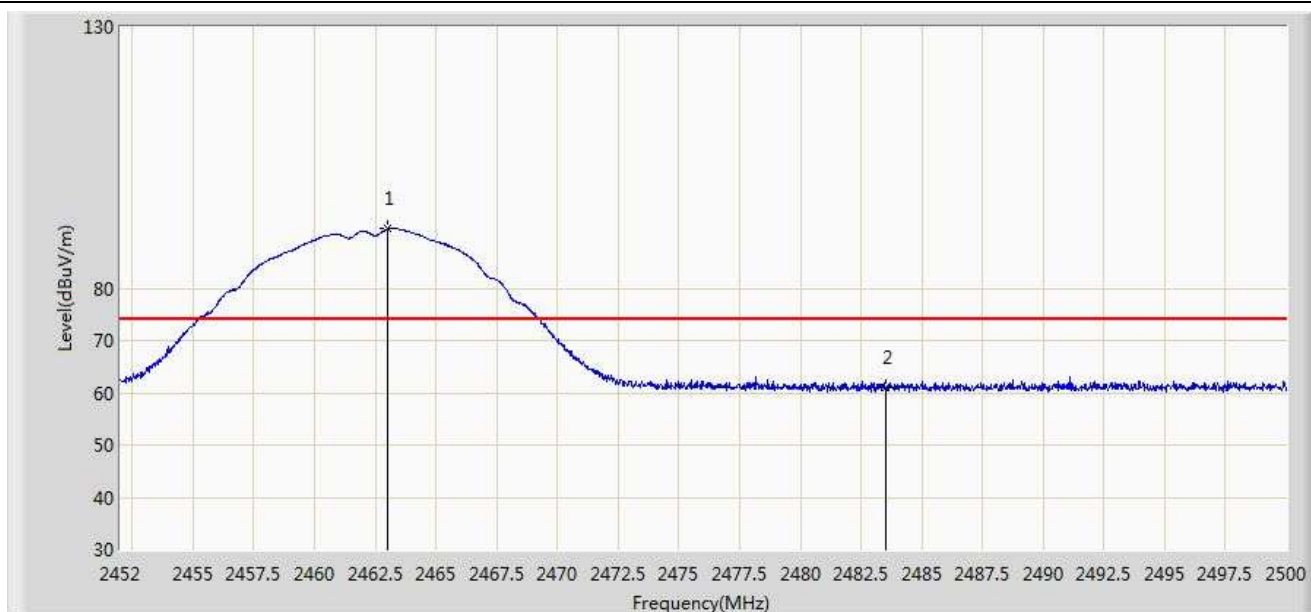


No	Flag	Mark	Frequency (MHz)	Measure Level (dBuV/m)	Reading Level (dBuV)	Over Limit (dB)	Limit (dBuV/m)	Factor (dB)	Type
1			2389.072	53.144	21.940	-0.856	54.000	31.204	AV
2			2390.000	52.946	21.743	-1.054	54.000	31.203	AV
3	X	*	2411.024	116.579	85.408	N/A	N/A	31.171	AV

Note: Measure Level (dBuV/m) = Reading Level (dBuV) + Factor (dB)

Factor (dB) = Cable Loss (dB) + Antenna Factor (dB/m).

Site: AC1	Time: 2015/05/08 - 10:05
Limit: FCC_Part15.209_RE(3m)	Engineer: Roy Cheng
Probe: BBHA9120D_1-18GHz	Polarity: Horizontal
EUT: 802.11ac Dual Band Module	Power: AC 120V/60Hz
Test Mode: Transmit at channel 2462MHz by 802.11b Ant 0	



No	Flag	Mark	Frequency (MHz)	Measure Level (dBuV/m)	Reading Level (dBuV)	Over Limit (dB)	Limit (dBuV/m)	Factor (dB)	Type
1		*	2463.016	91.367	60.230	N/A	N/A	31.137	PK
2			2483.500	61.110	29.917	-12.890	74.000	31.194	PK

Note: Measure Level (dBuV/m) = Reading Level (dBuV) + Factor (dB)

Factor (dB) = Cable Loss (dB) + Antenna Factor (dB/m).

Site: AC1	Time: 2015/05/08 - 10:08
Limit: FCC_Part15.209_RE(3m)	Engineer: Roy Cheng
Probe: BBHA9120D_1-18GHz	Polarity: Horizontal
EUT: 802.11ac Dual Band Module	Power: AC 120V/60Hz
Test Mode: Transmit at channel 2462MHz by 802.11b Ant 0	



No	Flag	Mark	Frequency (MHz)	Measure Level (dBuV/m)	Reading Level (dBuV)	Over Limit (dB)	Limit (dBuV/m)	Factor (dB)	Type
1		*	2462.728	87.464	56.327	N/A	N/A	31.137	AV
2			2483.500	47.813	16.620	-6.187	54.000	31.194	AV

Note: Measure Level (dBμV/m) = Reading Level (dBμV) + Factor (dB)

Factor (dB) = Cable Loss (dB) + Antenna Factor (dB/m).

Site: AC1	Time: 2015/05/08 - 10:09
Limit: FCC_Part15.209_RE(3m)	Engineer: Roy Cheng
Probe: BBHA9120D_1-18GHz	Polarity: Vertical
EUT: 802.11ac Dual Band Module	Power: AC 120V/60Hz
Test Mode: Transmit at channel 2462MHz by 802.11b Ant 0	



No	Flag	Mark	Frequency (MHz)	Measure Level (dBuV/m)	Reading Level (dBuV)	Over Limit (dB)	Limit (dBuV/m)	Factor (dB)	Type
1		*	2463.280	119.005	87.867	N/A	N/A	31.138	PK
2			2483.500	62.842	31.649	-11.158	74.000	31.194	PK
3			2484.928	64.727	33.530	-9.273	74.000	31.197	PK

Note: Measure Level (dBuV/m) = Reading Level (dBuV) + Factor (dB)

Factor (dB) = Cable Loss (dB) + Antenna Factor (dB/m).

Site: AC1	Time: 2015/05/08 - 10:11
Limit: FCC_Part15.209_RE(3m)	Engineer: Roy Cheng
Probe: BBHA9120D_1-18GHz	Polarity: Vertical
EUT: 802.11ac Dual Band Module	Power: AC 120V/60Hz
Test Mode: Transmit at channel 2462MHz by 802.11b Ant 0	

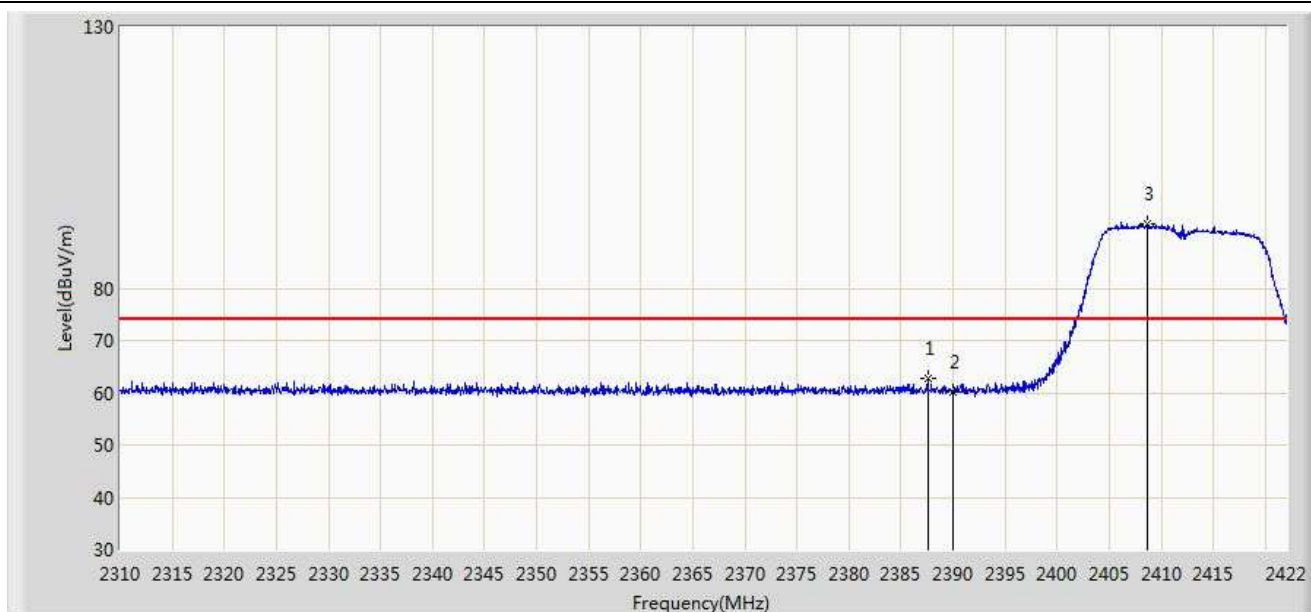


No	Flag	Mark	Frequency (MHz)	Measure Level (dBuV/m)	Reading Level (dBuV)	Over Limit (dB)	Limit (dBuV/m)	Factor (dB)	Type
1	X	*	2461.312	115.510	84.376	N/A	N/A	31.134	AV
2			2483.500	50.733	19.540	-3.267	54.000	31.194	AV

Note: Measure Level (dBμV/m) = Reading Level (dBμV) + Factor (dB)

Factor (dB) = Cable Loss (dB) + Antenna Factor (dB/m).

Site: AC1	Time: 2015/05/08 - 10:26
Limit: FCC_Part15.209_RE(3m)	Engineer: Roy Cheng
Probe: BBHA9120D_1-18GHz	Polarity: Horizontal
EUT: 802.11ac Dual Band Module	Power: AC 120V/60Hz
Test Mode: Transmit at channel 2412MHz by 802.11g Ant 0	

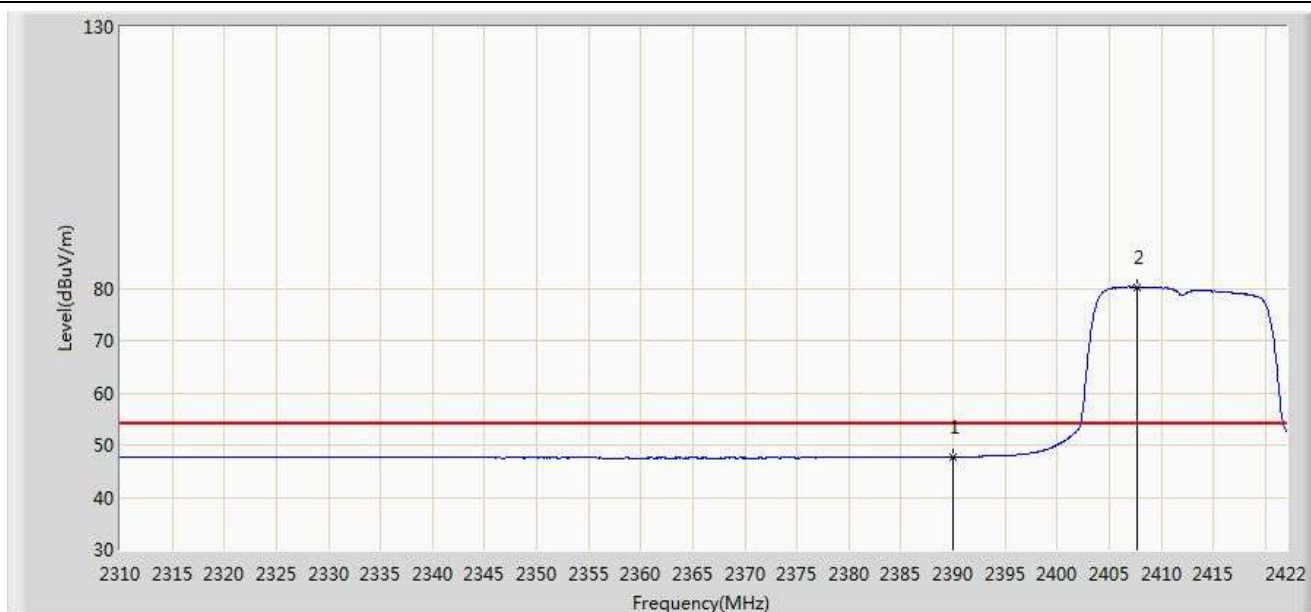


No	Flag	Mark	Frequency (MHz)	Measure Level (dBuV/m)	Reading Level (dBuV)	Over Limit (dB)	Limit (dBuV/m)	Factor (dB)	Type
1			2387.560	62.704	31.497	-11.296	74.000	31.207	PK
2			2390.000	60.281	29.078	-13.719	74.000	31.203	PK
3		*	2408.672	92.441	61.266	N/A	N/A	31.175	PK

Note: Measure Level (dBuV/m) = Reading Level (dBuV) + Factor (dB)

Factor (dB) = Cable Loss (dB) + Antenna Factor (dB/m).

Site: AC1	Time: 2015/05/08 - 10:28
Limit: FCC_Part15.209_RE(3m)	Engineer: Roy Cheng
Probe: BBHA9120D_1-18GHz	Polarity: Horizontal
EUT: 802.11ac Dual Band Module	Power: AC 120V/60Hz
Test Mode: Transmit at channel 2412MHz by 802.11g Ant 0	

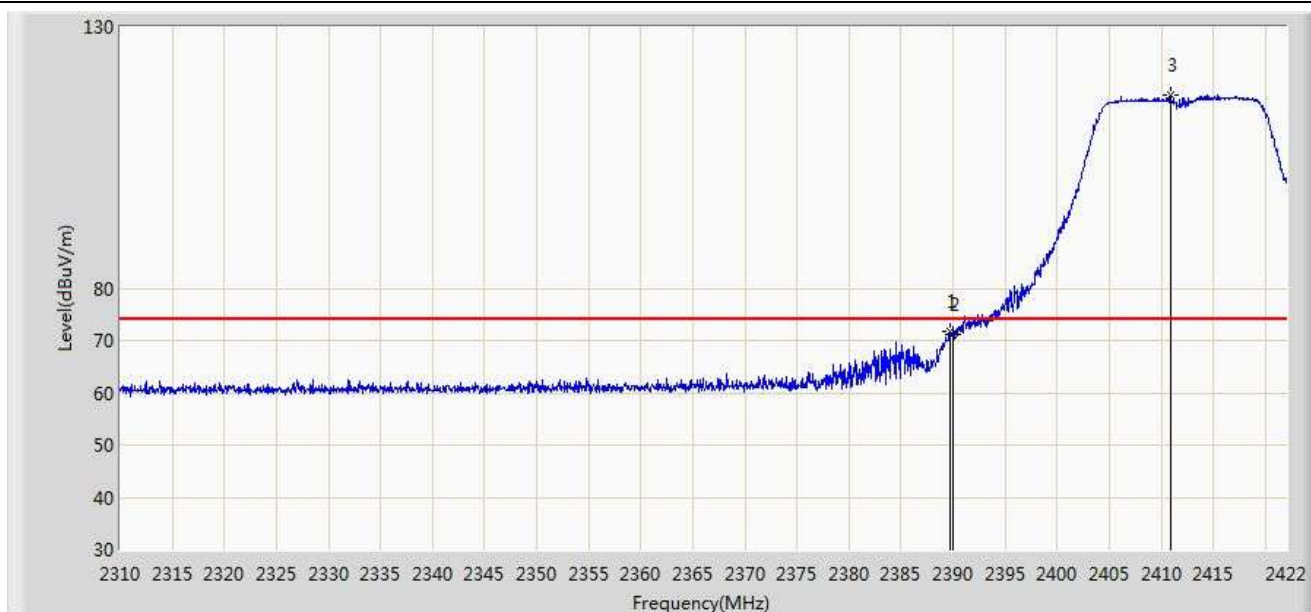


No	Flag	Mark	Frequency (MHz)	Measure Level (dBuV/m)	Reading Level (dBuV)	Over Limit (dB)	Limit (dBuV/m)	Factor (dB)	Type
1			2390.000	47.687	16.484	-6.313	54.000	31.203	AV
2		*	2407.664	80.165	48.989	N/A	N/A	31.176	AV

Note: Measure Level (dBμV/m) = Reading Level (dBμV) + Factor (dB)

Factor (dB) = Cable Loss (dB) + Antenna Factor (dB/m).

Site: AC1	Time: 2015/05/08 - 10:25
Limit: FCC_Part15.209_RE(3m)	Engineer: Roy Cheng
Probe: BBHA9120D_1-18GHz	Polarity: Vertical
EUT: 802.11ac Dual Band Module	Power: AC 120V/60Hz
Test Mode: Transmit at channel 2412MHz by 802.11g Ant 0	

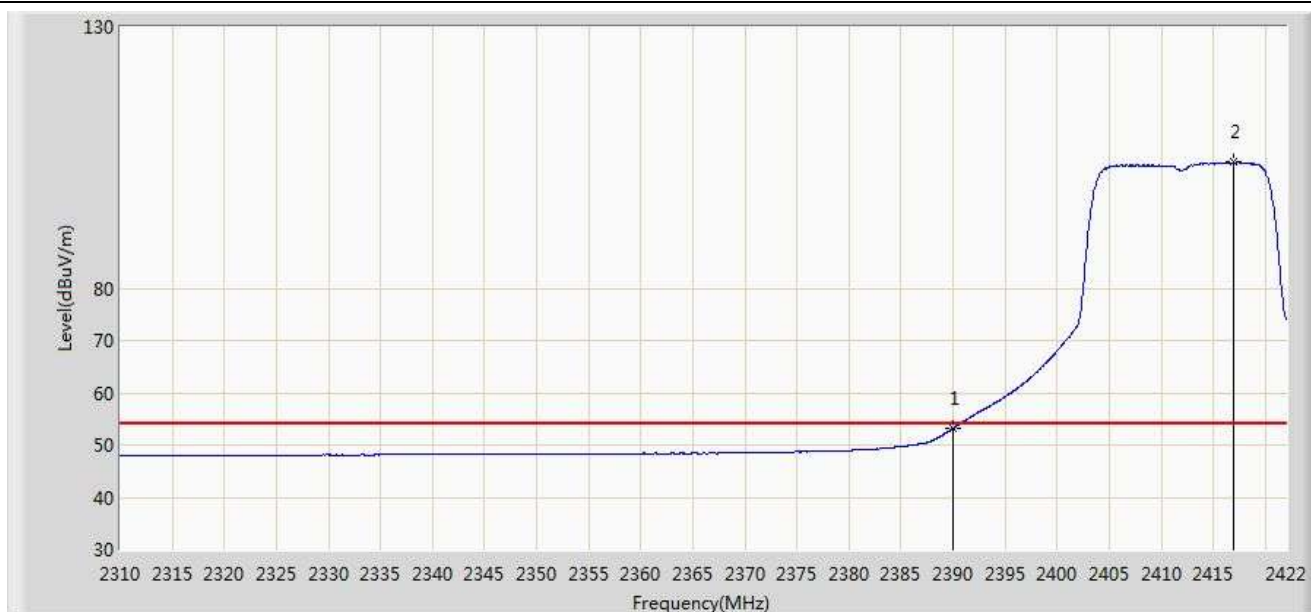


No	Flag	Mark	Frequency (MHz)	Measure Level (dBuV/m)	Reading Level (dBuV)	Over Limit (dB)	Limit (dBuV/m)	Factor (dB)	Type
1			2389.688	71.636	40.433	-2.364	74.000	31.204	PK
2			2390.000	71.208	40.005	-2.792	74.000	31.203	PK
3		*	2410.912	116.819	85.648	N/A	N/A	31.171	PK

Note: Measure Level (dBuV/m) = Reading Level (dBuV) + Factor (dB)

Factor (dB) = Cable Loss (dB) + Antenna Factor (dB/m).

Site: AC1	Time: 2015/05/08 - 10:24
Limit: FCC_Part15.209_RE(3m)	Engineer: Roy Cheng
Probe: BBHA9120D_1-18GHz	Polarity: Vertical
EUT: 802.11ac Dual Band Module	Power: AC 120V/60Hz
Test Mode: Transmit at channel 2412MHz by 802.11g Ant 0	

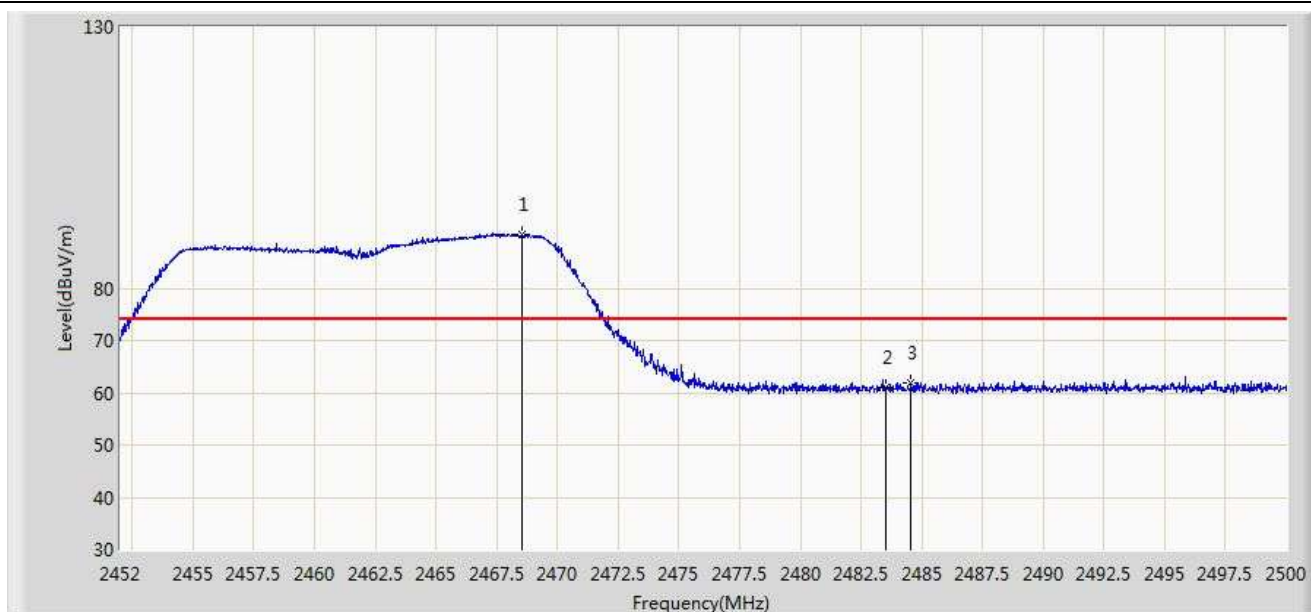


No	Flag	Mark	Frequency (MHz)	Measure Level (dBuV/m)	Reading Level (dBuV)	Over Limit (dB)	Limit (dBuV/m)	Factor (dB)	Type
1			2390.000	53.198	21.995	-0.802	54.000	31.203	AV
2		*	2416.960	104.076	72.915	N/A	N/A	31.161	AV

Note: Measure Level (dBμV/m) = Reading Level (dBμV) + Factor (dB)

Factor (dB) = Cable Loss (dB) + Antenna Factor (dB/m).

Site: AC1	Time: 2015/05/08 - 10:35
Limit: FCC_Part15.209_RE(3m)	Engineer: Roy Cheng
Probe: BBHA9120D_1-18GHz	Polarity: Horizontal
EUT: 802.11ac Dual Band Module	Power: AC 120V/60Hz
Test Mode: Transmit at channel 2462MHz by 802.11g Ant 0	

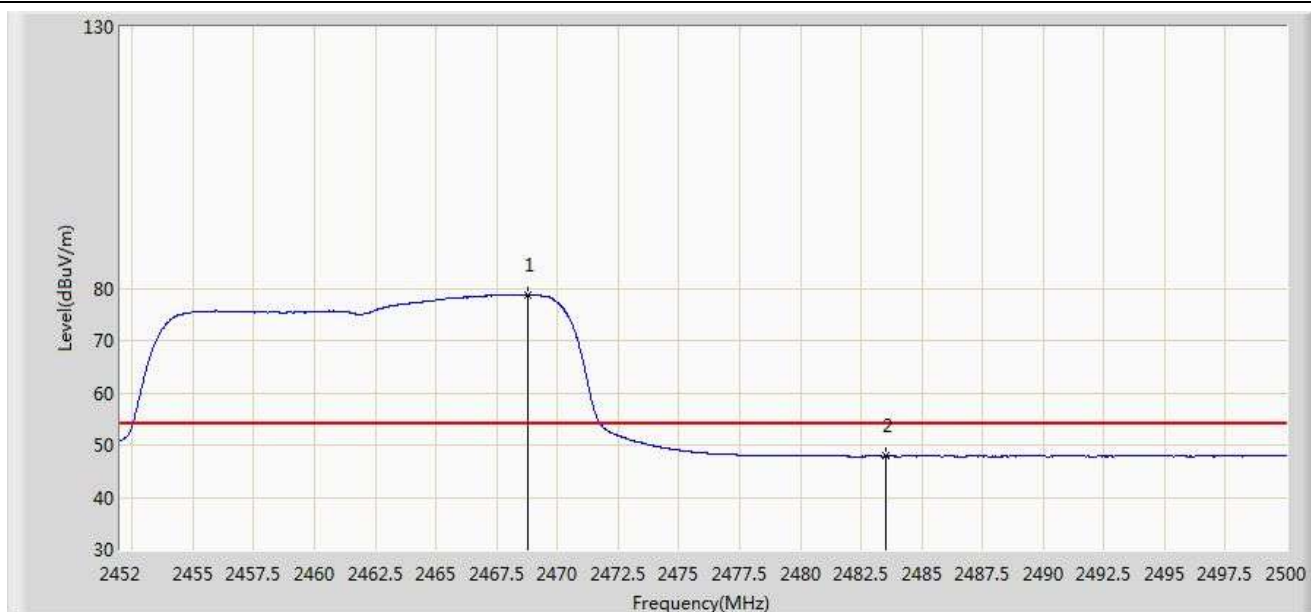


No	Flag	Mark	Frequency (MHz)	Measure Level (dBuV/m)	Reading Level (dBuV)	Over Limit (dB)	Limit (dBuV/m)	Factor (dB)	Type
1		*	2468.560	90.283	59.131	N/A	N/A	31.153	PK
2			2483.500	60.993	29.800	-13.007	74.000	31.194	PK
3			2484.568	61.998	30.802	-12.002	74.000	31.197	PK

Note: Measure Level (dBuV/m) = Reading Level (dBuV) + Factor (dB)

Factor (dB) = Cable Loss (dB) + Antenna Factor (dB/m).

Site: AC1	Time: 2015/05/08 - 10:37
Limit: FCC_Part15.209_RE(3m)	Engineer: Roy Cheng
Probe: BBHA9120D_1-18GHz	Polarity: Horizontal
EUT: 802.11ac Dual Band Module	Power: AC 120V/60Hz
Test Mode: Transmit at channel 2462MHz by 802.11g Ant 0	

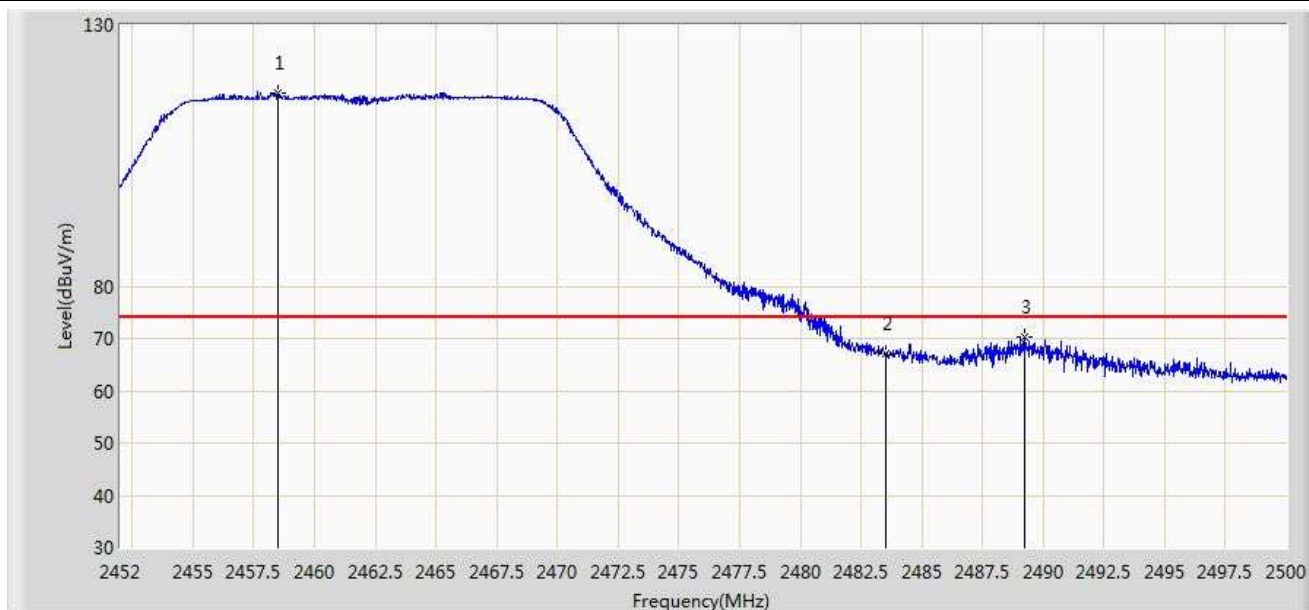


No	Flag	Mark	Frequency (MHz)	Measure Level (dBuV/m)	Reading Level (dBuV)	Over Limit (dB)	Limit (dBuV/m)	Factor (dB)	Type
1		*	2468.776	78.750	47.597	N/A	N/A	31.153	AV
2			2483.500	47.831	16.638	-6.169	54.000	31.194	AV

Note: Measure Level (dBμV/m) = Reading Level (dBμV) + Factor (dB)

Factor (dB) = Cable Loss (dB) + Antenna Factor (dB/m).

Site: AC1	Time: 2015/05/08 - 10:34
Limit: FCC_Part15.209_RE(3m)	Engineer: Roy Cheng
Probe: BBHA9120D_1-18GHz	Polarity: Vertical
EUT: 802.11ac Dual Band Module	Power: AC 120V/60Hz
Test Mode: Transmit at channel 2462MHz by 802.11g Ant 0	



No	Flag	Mark	Frequency (MHz)	Measure Level (dBuV/m)	Reading Level (dBuV)	Over Limit (dB)	Limit (dBuV/m)	Factor (dB)	Type
1		*	2458.480	117.003	85.874	N/A	N/A	31.129	PK
2			2483.500	67.080	35.887	-6.920	74.000	31.194	PK
3			2489.248	70.257	39.049	-3.743	74.000	31.208	PK

Note: Measure Level (dBuV/m) = Reading Level (dBuV) + Factor (dB)

Factor (dB) = Cable Loss (dB) + Antenna Factor (dB/m).

Site: AC1	Time: 2015/05/08 - 10:33
Limit: FCC_Part15.209_RE(3m)	Engineer: Roy Cheng
Probe: BBHA9120D_1-18GHz	Polarity: Vertical
EUT: 802.11ac Dual Band Module	Power: AC 120V/60Hz
Test Mode: Transmit at channel 2462MHz by 802.11g Ant 0	

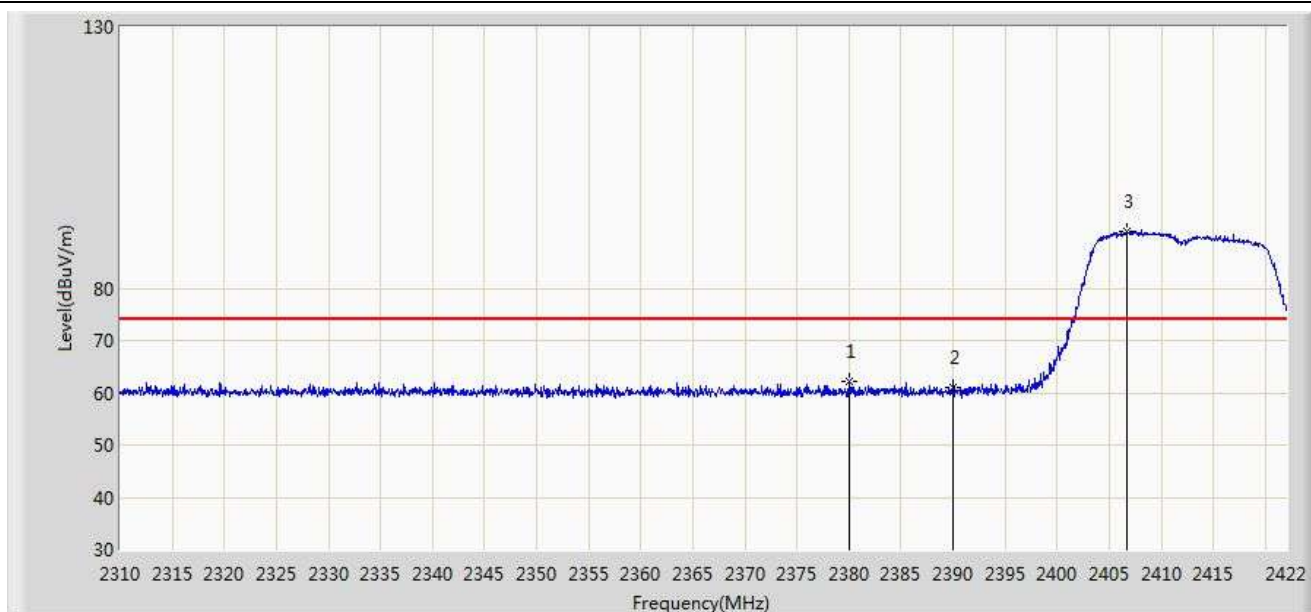


No	Flag	Mark	Frequency (MHz)	Measure Level (dBuV/m)	Reading Level (dBuV)	Over Limit (dB)	Limit (dBuV/m)	Factor (dB)	Type
1		*	2457.712	103.485	72.357	N/A	N/A	31.127	AV
2			2483.500	52.353	21.160	-1.647	54.000	31.194	AV

Note: Measure Level (dBμV/m) = Reading Level (dBμV) + Factor (dB)

Factor (dB) = Cable Loss (dB) + Antenna Factor (dB/m).

Site: AC1	Time: 2015/05/08 - 10:47
Limit: FCC_Part15.209_RE(3m)	Engineer: Roy Cheng
Probe: BBHA9120D_1-18GHz	Polarity: Horizontal
EUT: 802.11ac Dual Band Module	Power: AC 120V/60Hz
Test Mode: Transmit at channel 2412MHz by 802.11n-HT20 Ant 0	

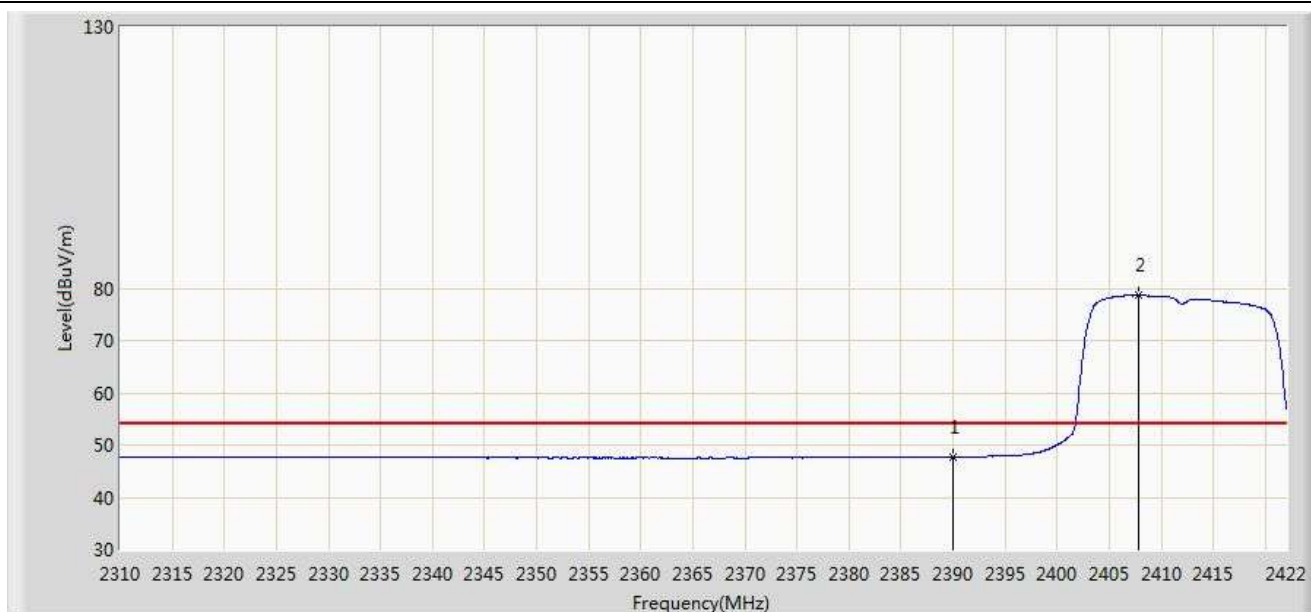


No	Flag	Mark	Frequency (MHz)	Measure Level (dBuV/m)	Reading Level (dBuV)	Over Limit (dB)	Limit (dBuV/m)	Factor (dB)	Type
1			2380.000	62.181	30.960	-11.819	74.000	31.221	PK
2			2390.000	61.042	29.839	-12.958	74.000	31.203	PK
3		*	2406.768	90.876	59.699	N/A	N/A	31.178	PK

Note: Measure Level (dBuV/m) = Reading Level (dBuV) + Factor (dB)

Factor (dB) = Cable Loss (dB) + Antenna Factor (dB/m).

Site: AC1	Time: 2015/05/08 - 10:48
Limit: FCC_Part15.209_RE(3m)	Engineer: Roy Cheng
Probe: BBHA9120D_1-18GHz	Polarity: Horizontal
EUT: 802.11ac Dual Band Module	Power: AC 120V/60Hz
Test Mode: Transmit at channel 2412MHz by 802.11n-HT20 Ant 0	

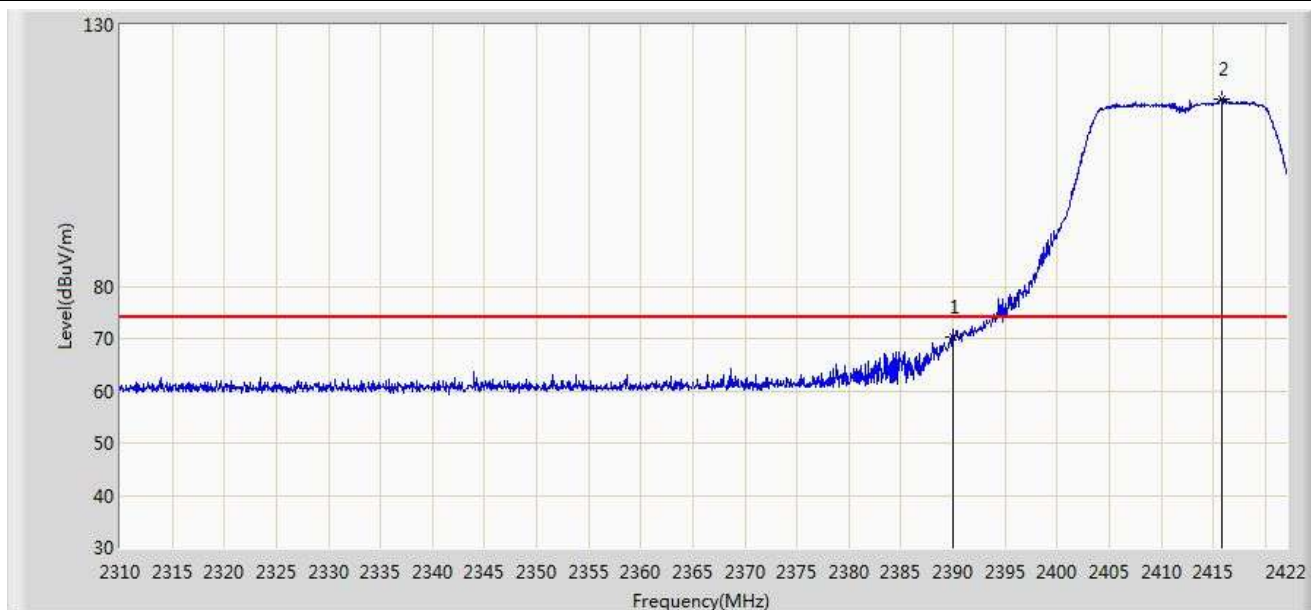


No	Flag	Mark	Frequency (MHz)	Measure Level (dBuV/m)	Reading Level (dBuV)	Over Limit (dB)	Limit (dBuV/m)	Factor (dB)	Type
1			2390.000	47.713	16.510	-6.287	54.000	31.203	AV
2		*	2407.832	78.612	47.436	N/A	N/A	31.176	AV

Note: Measure Level (dBμV/m) = Reading Level (dBμV) + Factor (dB)

Factor (dB) = Cable Loss (dB) + Antenna Factor (dB/m).

Site: AC1	Time: 2015/05/08 - 10:46
Limit: FCC_Part15.209_RE(3m)	Engineer: Roy Cheng
Probe: BBHA9120D_1-18GHz	Polarity: Vertical
EUT: 802.11ac Dual Band Module	Power: AC 120V/60Hz
Test Mode: Transmit at channel 2412MHz by 802.11n-HT20 Ant 0	

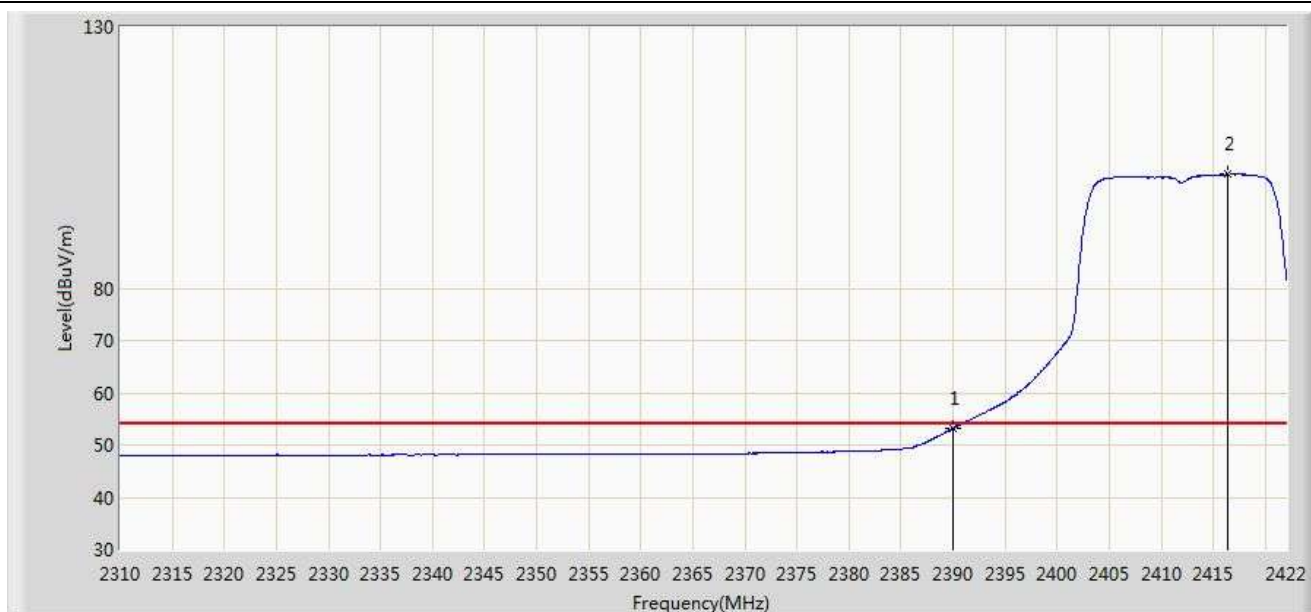


No	Flag	Mark	Frequency (MHz)	Measure Level (dBuV/m)	Reading Level (dBuV)	Over Limit (dB)	Limit (dBuV/m)	Factor (dB)	Type
1			2390.000	70.157	38.954	-3.843	74.000	31.203	PK
2		*	2415.840	115.906	84.743	N/A	N/A	31.163	PK

Note: Measure Level (dBuV/m) = Reading Level (dBuV) + Factor (dB)

Factor (dB) = Cable Loss (dB) + Antenna Factor (dB/m).

Site: AC1	Time: 2015/05/08 - 10:44
Limit: FCC_Part15.209_RE(3m)	Engineer: Roy Cheng
Probe: BBHA9120D_1-18GHz	Polarity: Vertical
EUT: 802.11ac Dual Band Module	Power: AC 120V/60Hz
Test Mode: Transmit at channel 2412MHz by 802.11n-HT20 Ant 0	

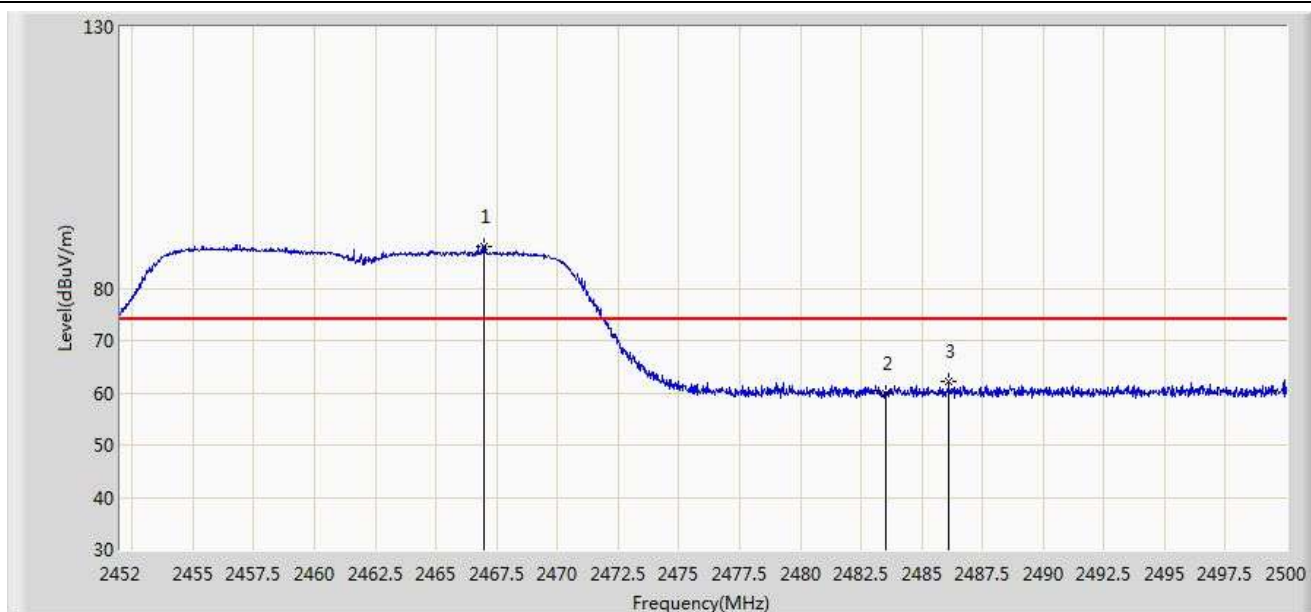


No	Flag	Mark	Frequency (MHz)	Measure Level (dBuV/m)	Reading Level (dBuV)	Over Limit (dB)	Limit (dBuV/m)	Factor (dB)	Type
1			2390.000	53.161	21.958	-0.839	54.000	31.203	AV
2		*	2416.344	101.769	70.607	N/A	N/A	31.162	AV

Note: Measure Level (dBμV/m) = Reading Level (dBμV) + Factor (dB)

Factor (dB) = Cable Loss (dB) + Antenna Factor (dB/m).

Site: AC1	Time: 2015/05/08 - 10:54
Limit: FCC_Part15.209_RE(3m)	Engineer: Roy Cheng
Probe: BBHA9120D_1-18GHz	Polarity: Horizontal
EUT: 802.11ac Dual Band Module	Power: AC 120V/60Hz
Test Mode: Transmit at channel 2462MHz by 802.11n-HT20 Ant 0	

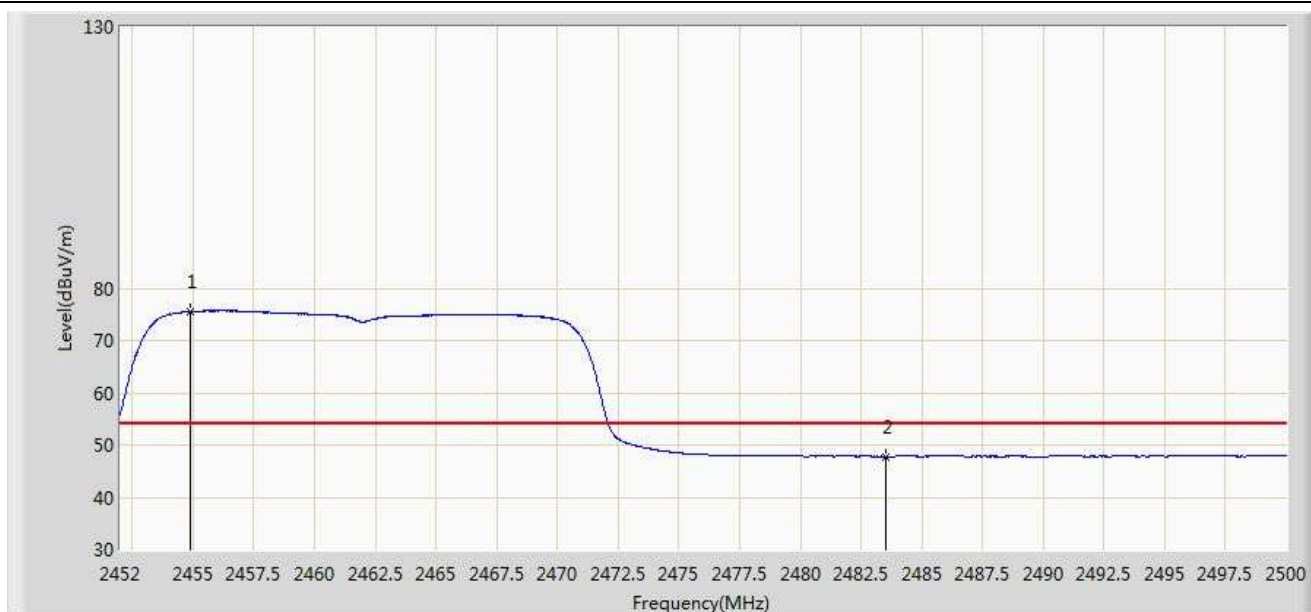


No	Flag	Mark	Frequency (MHz)	Measure Level (dBuV/m)	Reading Level (dBuV)	Over Limit (dB)	Limit (dBuV/m)	Factor (dB)	Type
1		*	2467.000	88.049	56.901	N/A	N/A	31.148	PK
2			2483.500	59.827	28.634	-14.173	74.000	31.194	PK
3			2486.104	62.088	30.888	-11.912	74.000	31.200	PK

Note: Measure Level (dBuV/m) = Reading Level (dBuV) + Factor (dB)

Factor (dB) = Cable Loss (dB) + Antenna Factor (dB/m).

Site: AC1	Time: 2015/05/08 - 10:55
Limit: FCC_Part15.209_RE(3m)	Engineer: Roy Cheng
Probe: BBHA9120D_1-18GHz	Polarity: Horizontal
EUT: 802.11ac Dual Band Module	Power: AC 120V/60Hz
Test Mode: Transmit at channel 2462MHz by 802.11n-HT20 Ant 0	

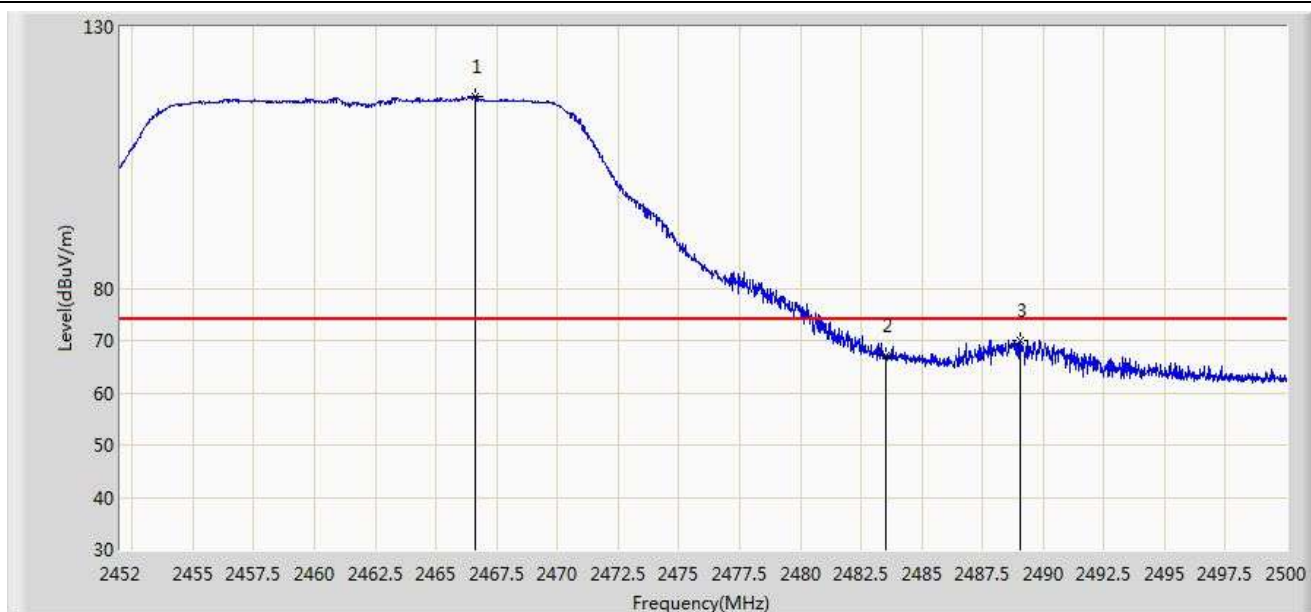


No	Flag	Mark	Frequency (MHz)	Measure Level (dBuV/m)	Reading Level (dBuV)	Over Limit (dB)	Limit (dBuV/m)	Factor (dB)	Type
1		*	2454.904	75.504	44.381	N/A	N/A	31.123	AV
2			2483.500	47.818	16.625	-6.182	54.000	31.194	AV

Note: Measure Level (dBμV/m) = Reading Level (dBμV) + Factor (dB)

Factor (dB) = Cable Loss (dB) + Antenna Factor (dB/m).

Site: AC1	Time: 2015/05/08 - 10:53
Limit: FCC_Part15.209_RE(3m)	Engineer: Roy Cheng
Probe: BBHA9120D_1-18GHz	Polarity: Vertical
EUT: 802.11ac Dual Band Module	Power: AC 120V/60Hz
Test Mode: Transmit at channel 2462MHz by 802.11n-HT20 Ant 0	

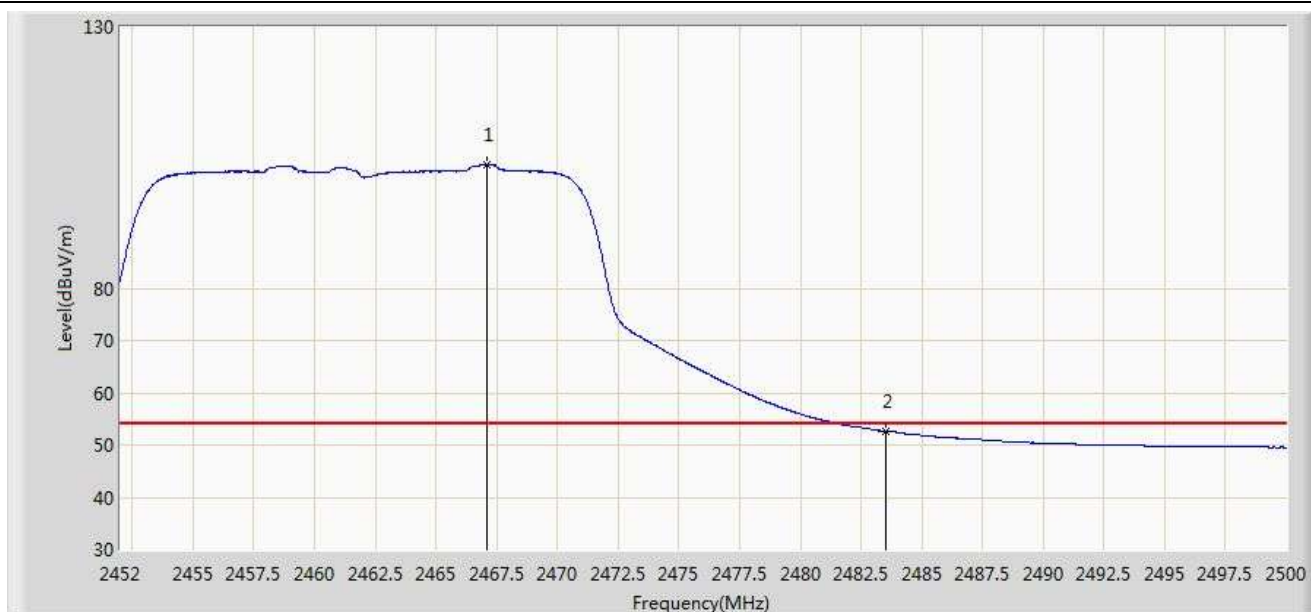


No	Flag	Mark	Frequency (MHz)	Measure Level (dBuV/m)	Reading Level (dBuV)	Over Limit (dB)	Limit (dBuV/m)	Factor (dB)	Type
1		*	2466.616	116.729	85.582	N/A	N/A	31.147	PK
2			2483.500	67.070	35.877	-6.930	74.000	31.194	PK
3			2489.080	70.057	38.849	-3.943	74.000	31.208	PK

Note: Measure Level (dBuV/m) = Reading Level (dBuV) + Factor (dB)

Factor (dB) = Cable Loss (dB) + Antenna Factor (dB/m).

Site: AC1	Time: 2015/05/08 - 10:51
Limit: FCC_Part15.209_RE(3m)	Engineer: Roy Cheng
Probe: BBHA9120D_1-18GHz	Polarity: Vertical
EUT: 802.11ac Dual Band Module	Power: AC 120V/60Hz
Test Mode: Transmit at channel 2462MHz by 802.11n-HT20 Ant 0	

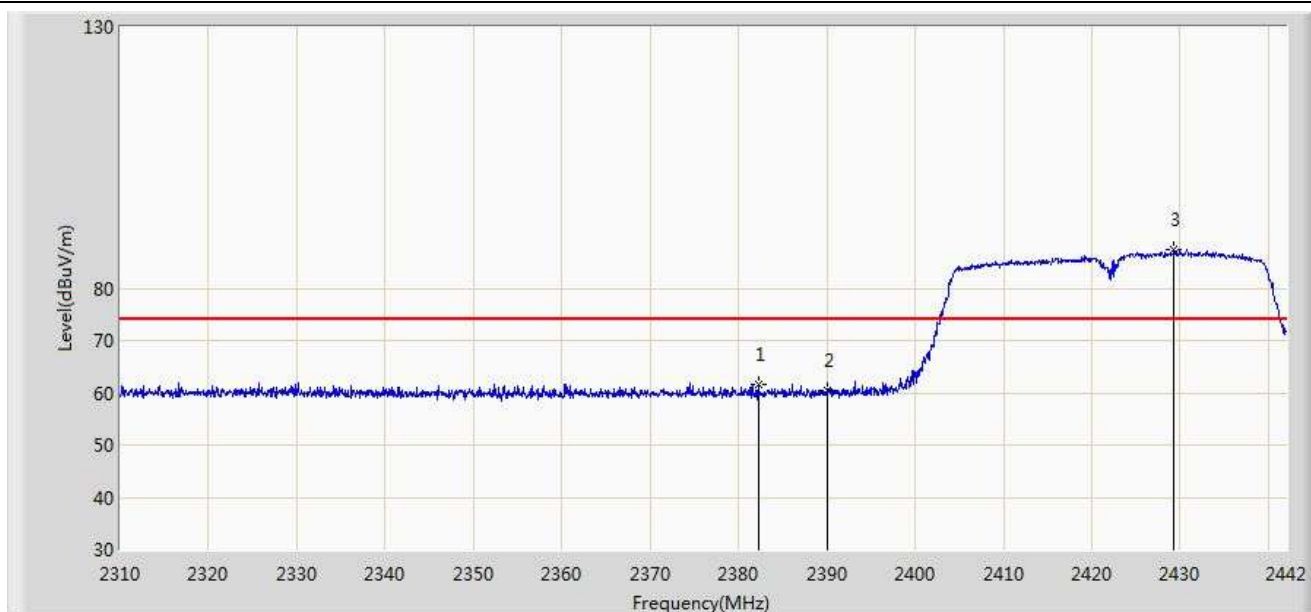


No	Flag	Mark	Frequency (MHz)	Measure Level (dBuV/m)	Reading Level (dBuV)	Over Limit (dB)	Limit (dBuV/m)	Factor (dB)	Type
1		*	2467.120	103.520	72.372	N/A	N/A	31.148	AV
2			2483.500	52.627	21.434	-1.373	54.000	31.194	AV

Note: Measure Level (dBμV/m) = Reading Level (dBμV) + Factor (dB)

Factor (dB) = Cable Loss (dB) + Antenna Factor (dB/m).

Site: AC1	Time: 2015/05/08 - 11:02
Limit: FCC_Part15.209_RE(3m)	Engineer: Roy Cheng
Probe: BBHA9120D_1-18GHz	Polarity: Horizontal
EUT: 802.11ac Dual Band Module	Power: AC 120V/60Hz
Test Mode: Transmit at channel 2422MHz by 802.11n-HT40 Ant 0	

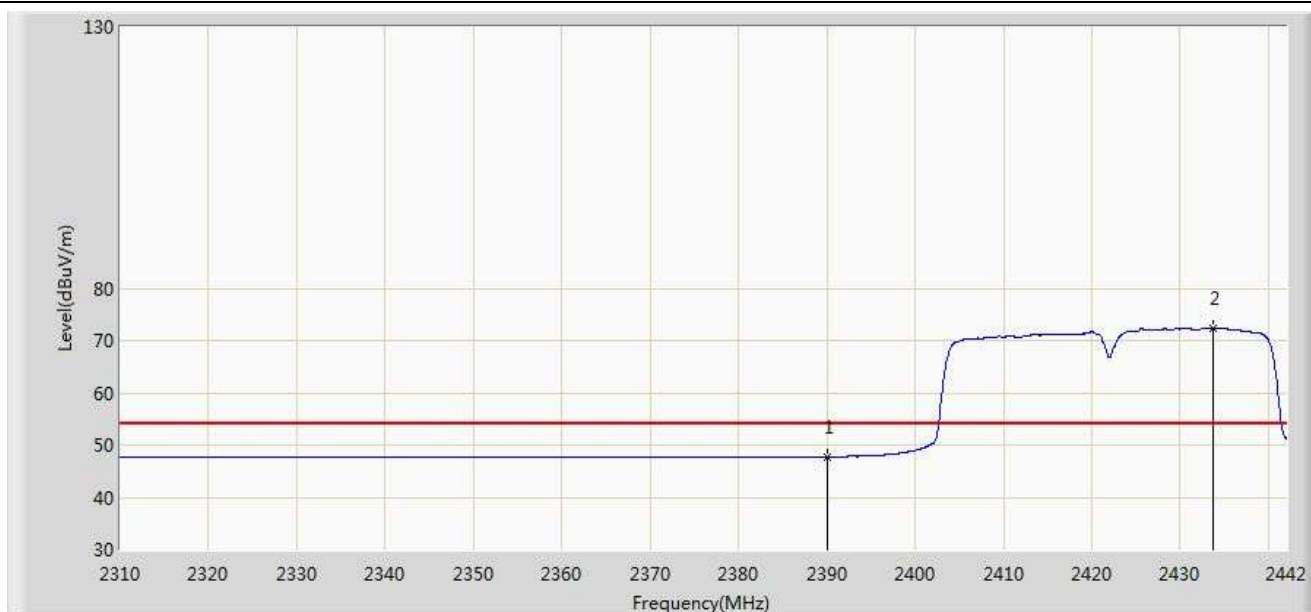


No	Flag	Mark	Frequency (MHz)	Measure Level (dBuV/m)	Reading Level (dBuV)	Over Limit (dB)	Limit (dBuV/m)	Factor (dB)	Type
1			2382.204	61.739	30.522	-12.261	74.000	31.217	PK
2			2390.000	60.449	29.246	-13.551	74.000	31.203	PK
3		*	2429.328	87.400	56.261	N/A	N/A	31.140	PK

Note: Measure Level (dBuV/m) = Reading Level (dBuV) + Factor (dB)

Factor (dB) = Cable Loss (dB) + Antenna Factor (dB/m).

Site: AC1	Time: 2015/05/08 - 11:03
Limit: FCC_Part15.209_RE(3m)	Engineer: Roy Cheng
Probe: BBHA9120D_1-18GHz	Polarity: Horizontal
EUT: 802.11ac Dual Band Module	Power: AC 120V/60Hz
Test Mode: Transmit at channel 2422MHz by 802.11n-HT40 Ant 0	

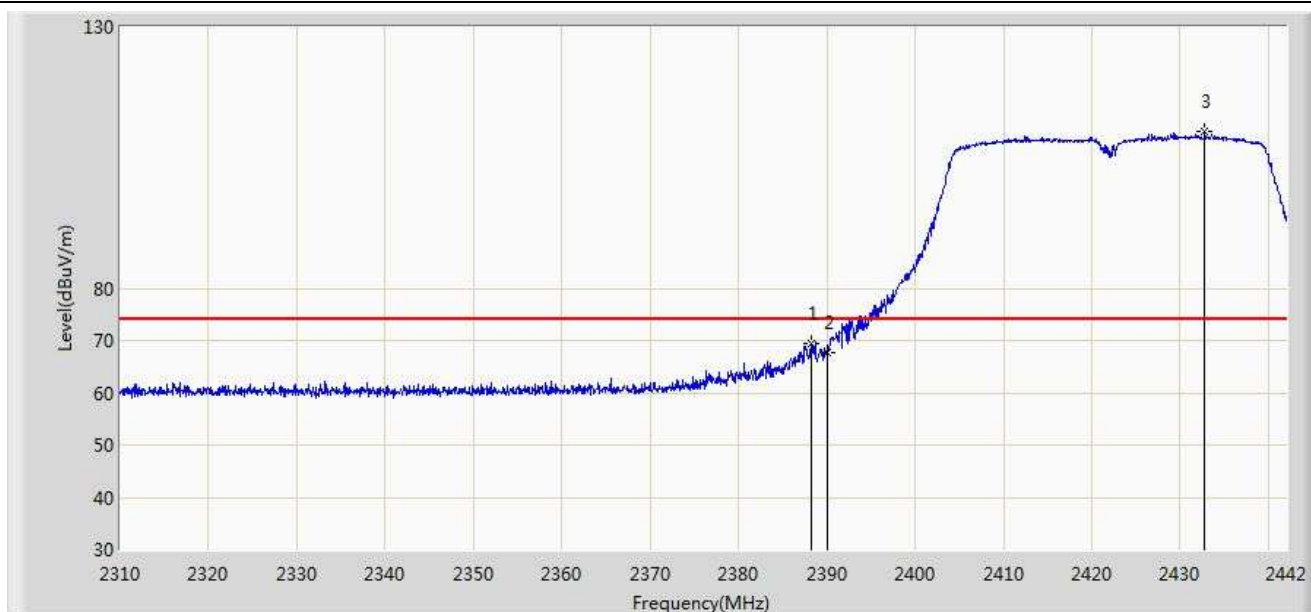


No	Flag	Mark	Frequency (MHz)	Measure Level (dBuV/m)	Reading Level (dBuV)	Over Limit (dB)	Limit (dBuV/m)	Factor (dB)	Type
1			2390.000	47.747	16.544	-6.253	54.000	31.203	AV
2		*	2433.750	72.288	41.157	N/A	N/A	31.131	AV

Note: Measure Level (dBμV/m) = Reading Level (dBμV) + Factor (dB)

Factor (dB) = Cable Loss (dB) + Antenna Factor (dB/m).

Site: AC1	Time: 2015/05/08 - 11:01
Limit: FCC_Part15.209_RE(3m)	Engineer: Roy Cheng
Probe: BBHA9120D_1-18GHz	Polarity: Vertical
EUT: 802.11ac Dual Band Module	Power: AC 120V/60Hz
Test Mode: Transmit at channel 2422MHz by 802.11n-HT40 Ant 0	

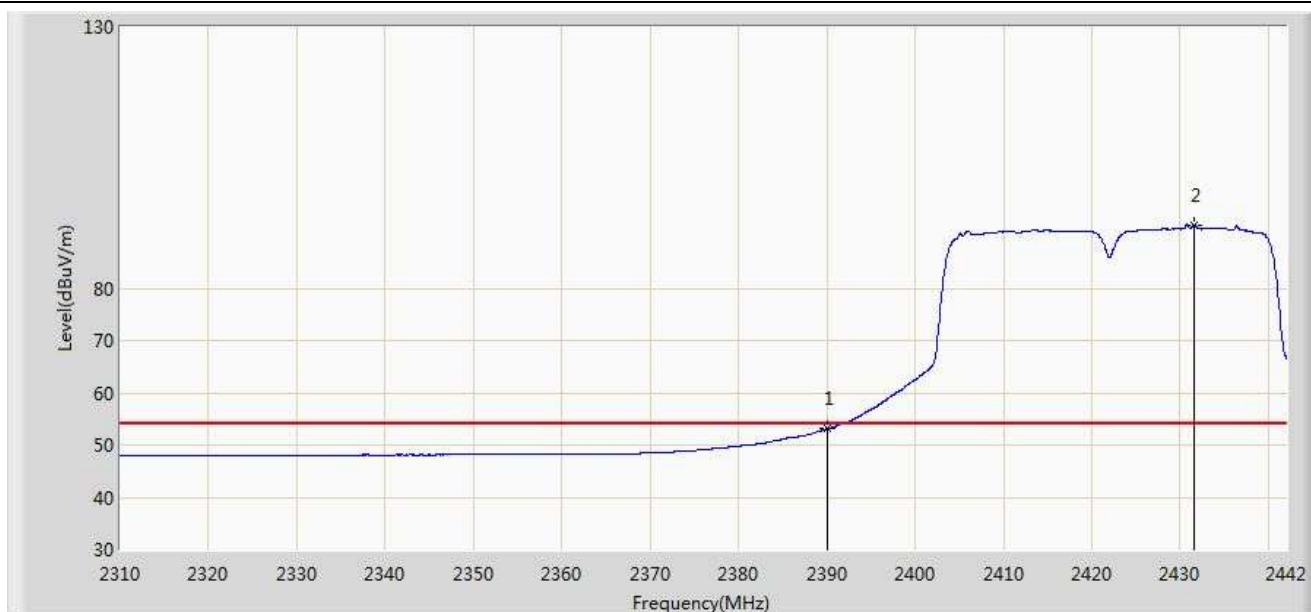


No	Flag	Mark	Frequency (MHz)	Measure Level (dBuV/m)	Reading Level (dBuV)	Over Limit (dB)	Limit (dBuV/m)	Factor (dB)	Type
1			2388.276	69.522	38.316	-4.478	74.000	31.206	PK
2			2390.000	67.789	36.586	-6.211	74.000	31.203	PK
3		*	2432.760	109.886	78.753	N/A	N/A	31.132	PK

Note: Measure Level (dBuV/m) = Reading Level (dBuV) + Factor (dB)

Factor (dB) = Cable Loss (dB) + Antenna Factor (dB/m).

Site: AC1	Time: 2015/05/08 - 11:01
Limit: FCC_Part15.209_RE(3m)	Engineer: Roy Cheng
Probe: BBHA9120D_1-18GHz	Polarity: Vertical
EUT: 802.11ac Dual Band Module	Power: AC 120V/60Hz
Test Mode: Transmit at channel 2422MHz by 802.11n-HT40 Ant 0	

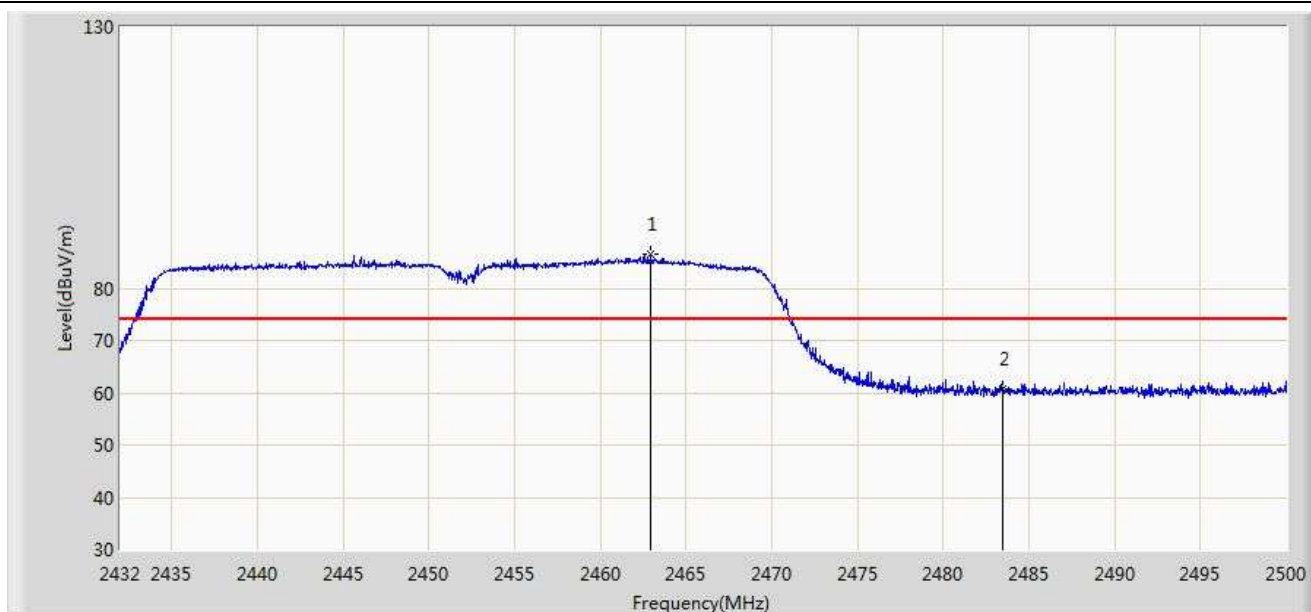


No	Flag	Mark	Frequency (MHz)	Measure Level (dBuV/m)	Reading Level (dBuV)	Over Limit (dB)	Limit (dBuV/m)	Factor (dB)	Type
1			2390.000	53.091	21.888	-0.909	54.000	31.203	AV
2		*	2431.638	92.104	60.969	N/A	N/A	31.135	AV

Note: Measure Level (dBμV/m) = Reading Level (dBμV) + Factor (dB)

Factor (dB) = Cable Loss (dB) + Antenna Factor (dB/m).

Site: AC1	Time: 2015/05/08 - 11:09
Limit: FCC_Part15.209_RE(3m)	Engineer: Roy Cheng
Probe: BBHA9120D_1-18GHz	Polarity: Horizontal
EUT: 802.11ac Dual Band Module	Power: AC 120V/60Hz
Test Mode: Transmit at channel 2452MHz by 802.11n-HT40 Ant 0	

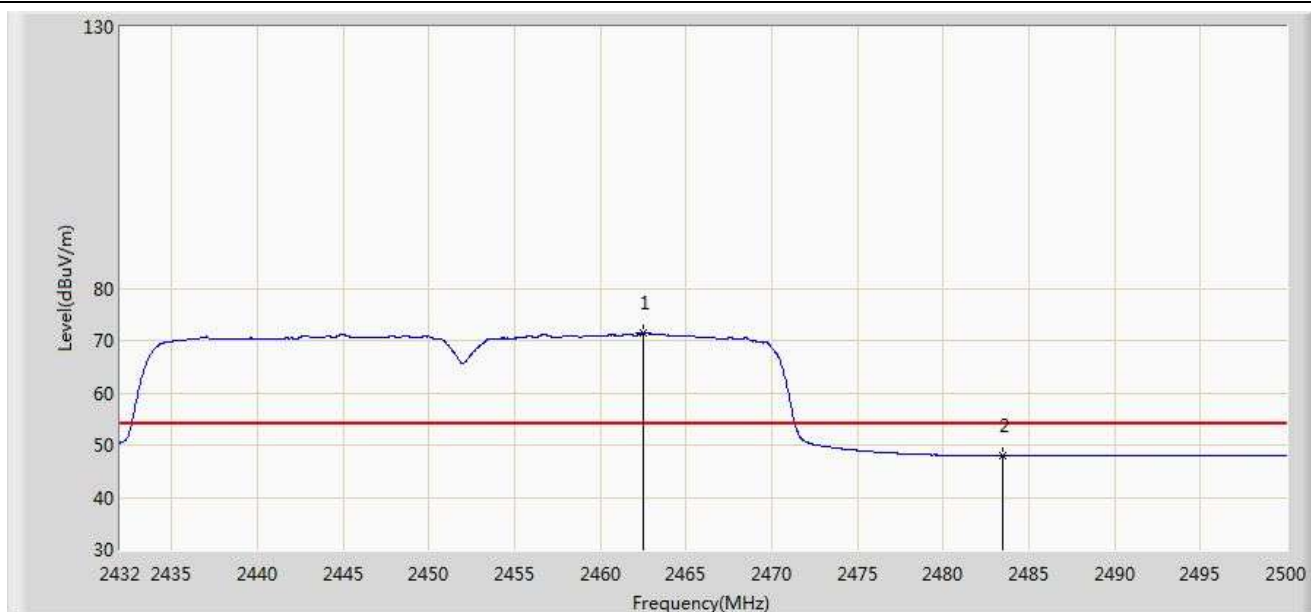


No	Flag	Mark	Frequency (MHz)	Measure Level (dBuV/m)	Reading Level (dBuV)	Over Limit (dB)	Limit (dBuV/m)	Factor (dB)	Type
1		*	2462.940	86.411	55.274	N/A	N/A	31.137	PK
2			2483.500	60.716	29.523	-13.284	74.000	31.194	PK

Note: Measure Level (dBμV/m) = Reading Level (dBμV) + Factor (dB)

Factor (dB) = Cable Loss (dB) + Antenna Factor (dB/m).

Site: AC1	Time: 2015/05/08 - 11:10
Limit: FCC_Part15.209_RE(3m)	Engineer: Roy Cheng
Probe: BBHA9120D_1-18GHz	Polarity: Horizontal
EUT: 802.11ac Dual Band Module	Power: AC 120V/60Hz
Test Mode: Transmit at channel 2452MHz by 802.11n-HT40 Ant 0	

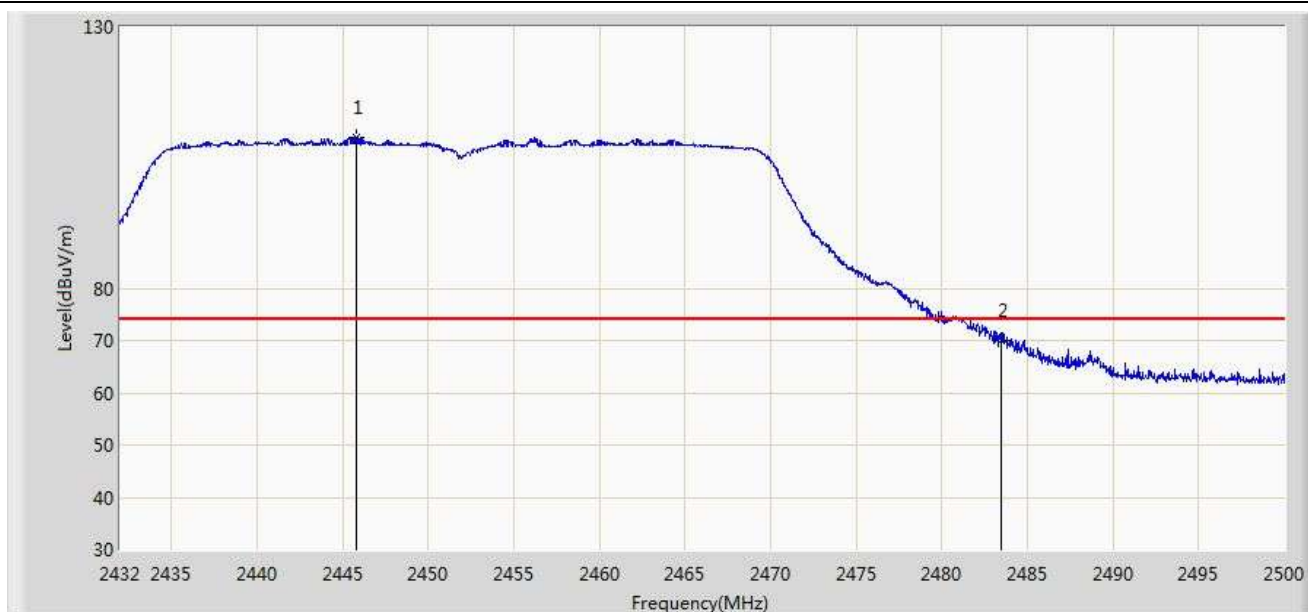


No	Flag	Mark	Frequency (MHz)	Measure Level (dBuV/m)	Reading Level (dBuV)	Over Limit (dB)	Limit (dBuV/m)	Factor (dB)	Type
1		*	2462.532	71.506	40.370	N/A	N/A	31.137	AV
2			2483.500	47.944	16.751	-6.056	54.000	31.194	AV

Note: Measure Level (dBμV/m) = Reading Level (dBμV) + Factor (dB)

Factor (dB) = Cable Loss (dB) + Antenna Factor (dB/m).

Site: AC1	Time: 2015/05/08 - 11:08
Limit: FCC_Part15.209_RE(3m)	Engineer: Roy Cheng
Probe: BBHA9120D_1-18GHz	Polarity: Vertical
EUT: 802.11ac Dual Band Module	Power: AC 120V/60Hz
Test Mode: Transmit at channel 2452MHz by 802.11n-HT40 Ant 0	



No	Flag	Mark	Frequency (MHz)	Measure Level (dBuV/m)	Reading Level (dBuV)	Over Limit (dB)	Limit (dBuV/m)	Factor (dB)	Type
1		*	2445.804	108.799	77.692	N/A	N/A	31.108	PK
2			2483.500	70.107	38.914	-3.893	74.000	31.194	PK

Note: Measure Level (dBμV/m) = Reading Level (dBμV) + Factor (dB)

Factor (dB) = Cable Loss (dB) + Antenna Factor (dB/m).

Site: AC1	Time: 2015/05/08 - 11:07
Limit: FCC_Part15.209_RE(3m)	Engineer: Roy Cheng
Probe: BBHA9120D_1-18GHz	Polarity: Vertical
EUT: 802.11ac Dual Band Module	Power: AC 120V/60Hz
Test Mode: Transmit at channel 2452MHz by 802.11n-HT40 Ant 0	



No	Flag	Mark	Frequency (MHz)	Measure Level (dBuV/m)	Reading Level (dBuV)	Over Limit (dB)	Limit (dBuV/m)	Factor (dB)	Type
1		*	2466.170	90.742	59.597	N/A	N/A	31.145	AV
2			2483.500	52.967	21.774	-1.033	54.000	31.194	AV

Note: Measure Level (dBμV/m) = Reading Level (dBμV) + Factor (dB)

Factor (dB) = Cable Loss (dB) + Antenna Factor (dB/m).

Site: AC1	Time: 2015/05/08 - 11:11
Limit: FCC_Part15.209_RE(3m)	Engineer: Roy Cheng
Probe: BBHA9120D_1-18GHz	Polarity: Horizontal
EUT: 802.11ac Dual Band Module	Power: AC 120V/60Hz
Test Mode: Transmit at channel 2412MHz by 802.11b Ant 1	

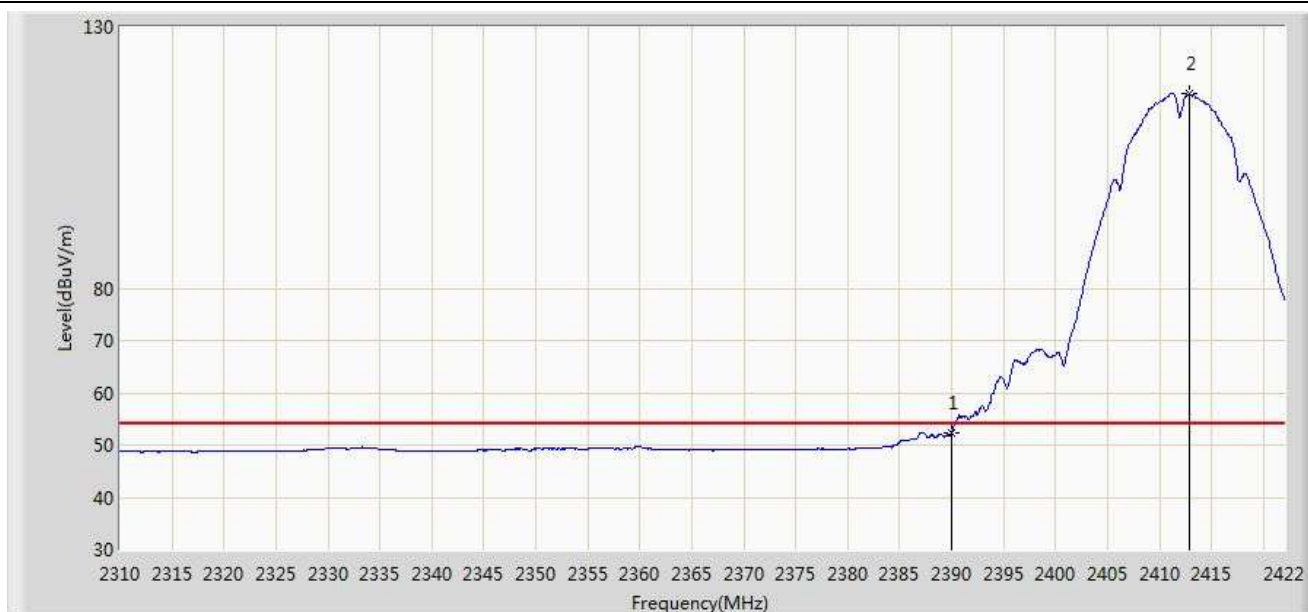


No	Flag	Mark	Frequency (MHz)	Measure Level (dBuV/m)	Reading Level (dBuV)	Over Limit (dB)	Limit (dBuV/m)	Factor (dB)	Type
1			2390.000	69.479	38.276	-4.521	74.000	31.203	PK
2		*	2412.032	122.841	91.671	N/A	N/A	31.170	PK

Note: Measure Level (dBμV/m) = Reading Level (dBμV) + Factor (dB)

Factor (dB) = Cable Loss (dB) + Antenna Factor (dB/m).

Site: AC1	Time: 2015/05/08 - 20:59
Limit: FCC_Part15.209_RE(3m)	Engineer: Roy Cheng
Probe: BBHA9120D_1-18GHz	Polarity: Horizontal
EUT: 802.11ac Dual Band Module	Power: AC 120V/60Hz
Test Mode: Transmit at channel 2412MHz by 802.11b Ant 1	

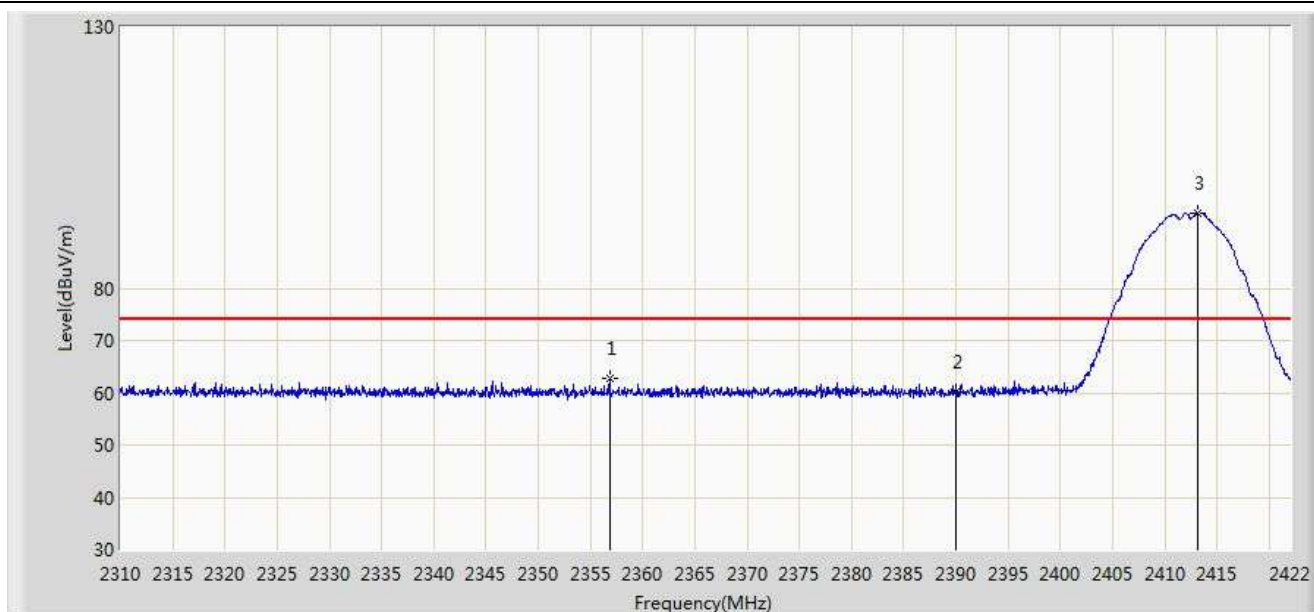


No	Flag	Mark	Frequency (MHz)	Measure Level (dBuV/m)	Reading Level (dBuV)	Over Limit (dB)	Limit (dBuV/m)	Factor (dB)	Type
1			2390.000	52.430	21.227	-1.570	54.000	31.203	AV
2	X	*	2412.816	117.139	85.971	N/A	N/A	31.168	AV

Note: Measure Level (dBμV/m) = Reading Level (dBμV) + Factor (dB)

Factor (dB) = Cable Loss (dB) + Antenna Factor (dB/m).

Site: AC1	Time: 2015/05/08 - 20:59
Limit: FCC_Part15.209_RE(3m)	Engineer: Roy Cheng
Probe: BBHA9120D_1-18GHz	Polarity: Vertical
EUT: 802.11ac Dual Band Module	Power: AC 120V/60Hz
Test Mode: Transmit at channel 2412MHz by 802.11b Ant 1	

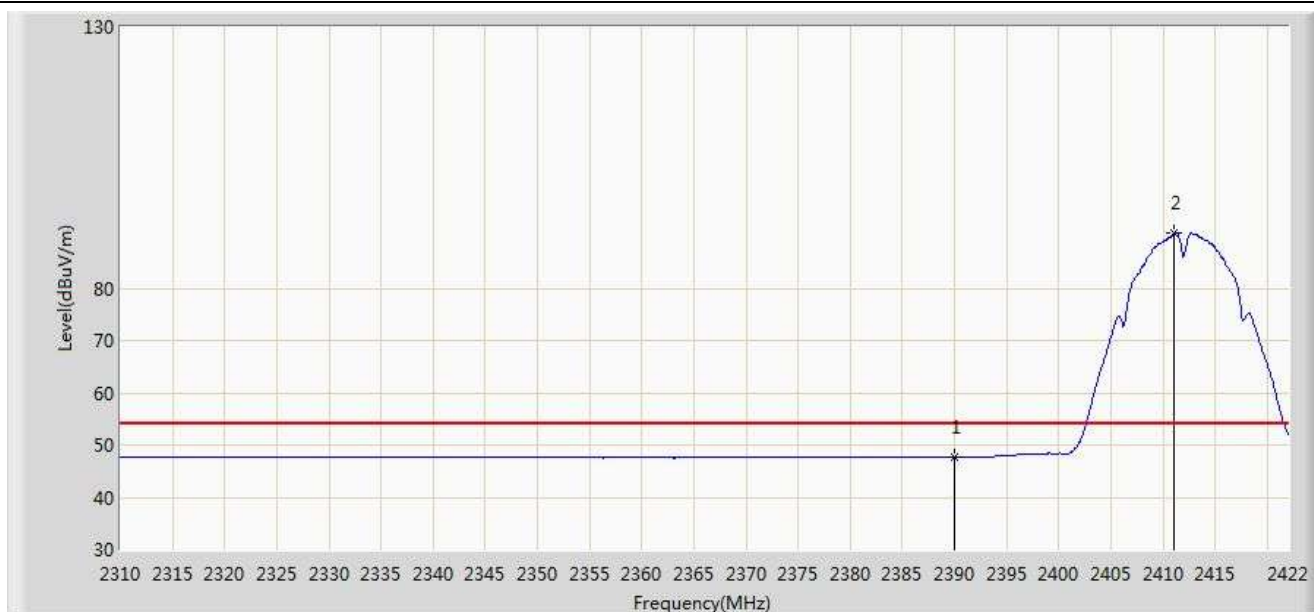


No	Flag	Mark	Frequency (MHz)	Measure Level (dBuV/m)	Reading Level (dBuV)	Over Limit (dB)	Limit (dBuV/m)	Factor (dB)	Type
1			2356.816	62.690	31.423	-11.310	74.000	31.267	PK
2			2390.000	60.132	28.929	-13.868	74.000	31.203	PK
3		*	2413.208	94.462	63.295	N/A	N/A	31.167	PK

Note: Measure Level (dBuV/m) = Reading Level (dBuV) + Factor (dB)

Factor (dB) = Cable Loss (dB) + Antenna Factor (dB/m).

Site: AC1	Time: 2015/05/08 - 21:00
Limit: FCC_Part15.209_RE(3m)	Engineer: Roy Cheng
Probe: BBHA9120D_1-18GHz	Polarity: Vertical
EUT: 802.11ac Dual Band Module	Power: AC 120V/60Hz
Test Mode: Transmit at channel 2412MHz by 802.11b Ant 1	



No	Flag	Mark	Frequency (MHz)	Measure Level (dBuV/m)	Reading Level (dBuV)	Over Limit (dB)	Limit (dBuV/m)	Factor (dB)	Type
1			2390.000	47.685	16.482	-6.315	54.000	31.203	AV
2		*	2411.024	90.454	59.283	N/A	N/A	31.171	AV

Note: Measure Level (dBμV/m) = Reading Level (dBμV) + Factor (dB)

Factor (dB) = Cable Loss (dB) + Antenna Factor (dB/m).

Site: AC1	Time: 2015/05/08 - 21:01
Limit: FCC_Part15.209_RE(3m)	Engineer: Roy Cheng
Probe: BBHA9120D_1-18GHz	Polarity: Horizontal
EUT: 802.11ac Dual Band Module	Power: AC 120V/60Hz
Test Mode: Transmit at channel 2462MHz by 802.11b Ant 1	



No	Flag	Mark	Frequency (MHz)	Measure Level (dBuV/m)	Reading Level (dBuV)	Over Limit (dB)	Limit (dBuV/m)	Factor (dB)	Type
1		*	2461.912	121.466	90.331	N/A	N/A	31.135	PK
2			2483.500	65.715	34.522	-8.285	74.000	31.194	PK
3			2488.024	67.881	36.676	-6.119	74.000	31.205	PK

Note: Measure Level (dBuV/m) = Reading Level (dBuV) + Factor (dB)

Factor (dB) = Cable Loss (dB) + Antenna Factor (dB/m).

Site: AC1	Time: 2015/05/08 - 21:03
Limit: FCC_Part15.209_RE(3m)	Engineer: Roy Cheng
Probe: BBHA9120D_1-18GHz	Polarity: Horizontal
EUT: 802.11ac Dual Band Module	Power: AC 120V/60Hz
Test Mode: Transmit at channel 2462MHz by 802.11b Ant 1	

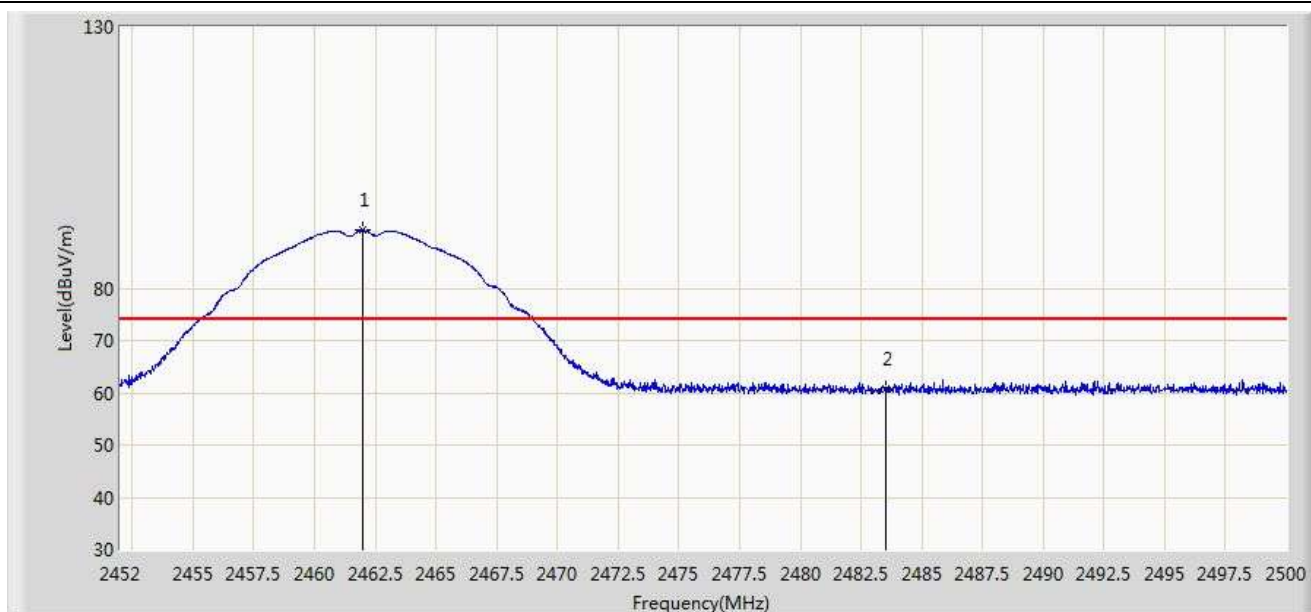


No	Flag	Mark	Frequency (MHz)	Measure Level (dBuV/m)	Reading Level (dBuV)	Over Limit (dB)	Limit (dBuV/m)	Factor (dB)	Type
1	X	*	2462.608	117.433	86.296	N/A	N/A	31.137	AV
2			2483.500	53.383	22.190	-0.617	54.000	31.194	AV

Note: Measure Level (dBμV/m) = Reading Level (dBμV) + Factor (dB)

Factor (dB) = Cable Loss (dB) + Antenna Factor (dB/m).

Site: AC1	Time: 2015/05/08 - 21:04
Limit: FCC_Part15.209_RE(3m)	Engineer: Roy Cheng
Probe: BBHA9120D_1-18GHz	Polarity: Vertical
EUT: 802.11ac Dual Band Module	Power: AC 120V/60Hz
Test Mode: Transmit at channel 2462MHz by 802.11b Ant 1	



No	Flag	Mark	Frequency (MHz)	Measure Level (dBuV/m)	Reading Level (dBuV)	Over Limit (dB)	Limit (dBuV/m)	Factor (dB)	Type
1		*	2461.984	91.098	59.963	N/A	N/A	31.135	PK
2			2483.500	60.694	29.501	-13.306	74.000	31.194	PK

Note: Measure Level (dBuV/m) = Reading Level (dBuV) + Factor (dB)

Factor (dB) = Cable Loss (dB) + Antenna Factor (dB/m).

Site: AC1	Time: 2015/05/08 - 21:05
Limit: FCC_Part15.209_RE(3m)	Engineer: Roy Cheng
Probe: BBHA9120D_1-18GHz	Polarity: Vertical
EUT: 802.11ac Dual Band Module	Power: AC 120V/60Hz
Test Mode: Transmit at channel 2462MHz by 802.11b Ant 1	

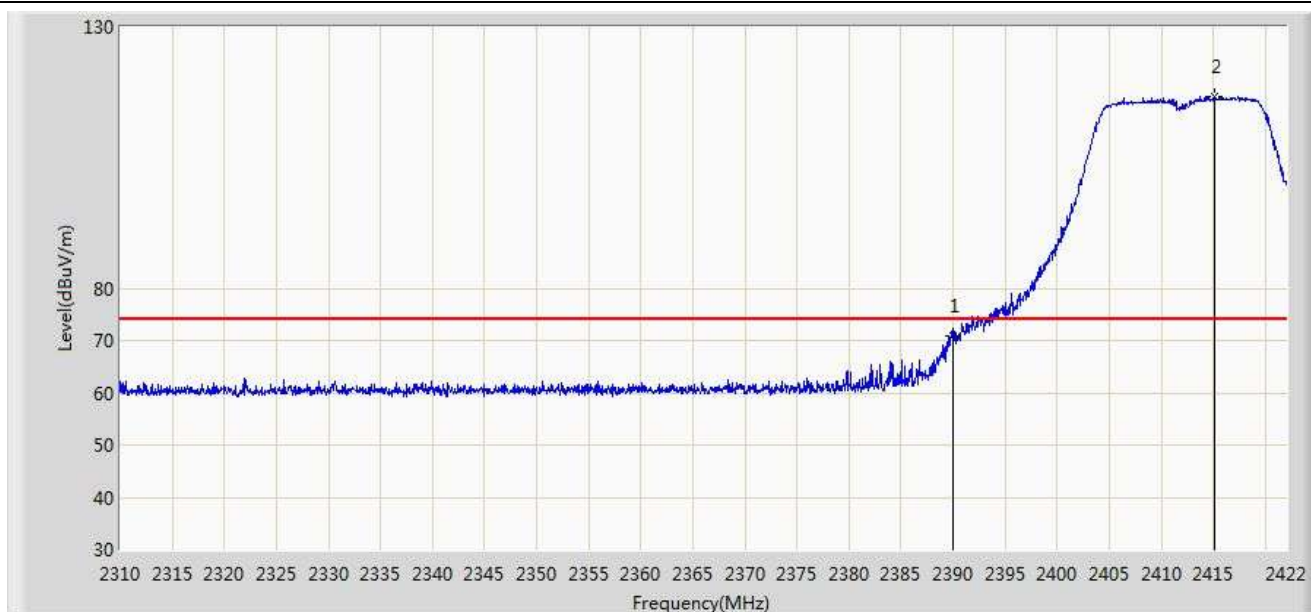


No	Flag	Mark	Frequency (MHz)	Measure Level (dBuV/m)	Reading Level (dBuV)	Over Limit (dB)	Limit (dBuV/m)	Factor (dB)	Type
1		*	2461.312	87.329	56.195	N/A	N/A	31.134	AV
2			2483.500	47.871	16.678	-6.129	54.000	31.194	AV

Note: Measure Level (dBμV/m) = Reading Level (dBμV) + Factor (dB)

Factor (dB) = Cable Loss (dB) + Antenna Factor (dB/m).

Site: AC1	Time: 2015/05/08 - 21:11
Limit: FCC_Part15.209_RE(3m)	Engineer: Roy Cheng
Probe: BBHA9120D_1-18GHz	Polarity: Horizontal
EUT: 802.11ac Dual Band Module	Power: AC 120V/60Hz
Test Mode: Transmit at channel 2412MHz by 802.11g Ant 1	

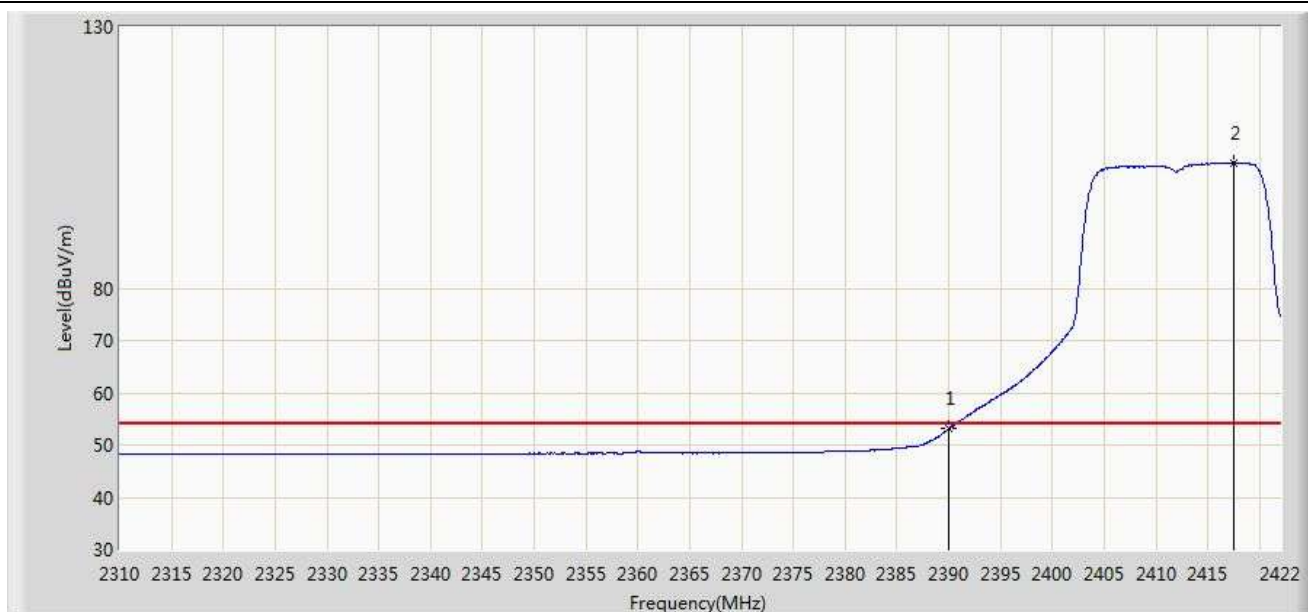


No	Flag	Mark	Frequency (MHz)	Measure Level (dBuV/m)	Reading Level (dBuV)	Over Limit (dB)	Limit (dBuV/m)	Factor (dB)	Type
1			2390.000	70.951	39.748	-3.049	74.000	31.203	PK
2		*	2415.112	116.746	85.582	N/A	N/A	31.165	PK

Note: Measure Level (dBuV/m) = Reading Level (dBuV) + Factor (dB)

Factor (dB) = Cable Loss (dB) + Antenna Factor (dB/m).

Site: AC1	Time: 2015/05/08 - 21:10
Limit: FCC_Part15.209_RE(3m)	Engineer: Roy Cheng
Probe: BBHA9120D_1-18GHz	Polarity: Horizontal
EUT: 802.11ac Dual Band Module	Power: AC 120V/60Hz
Test Mode: Transmit at channel 2412MHz by 802.11g Ant 1	

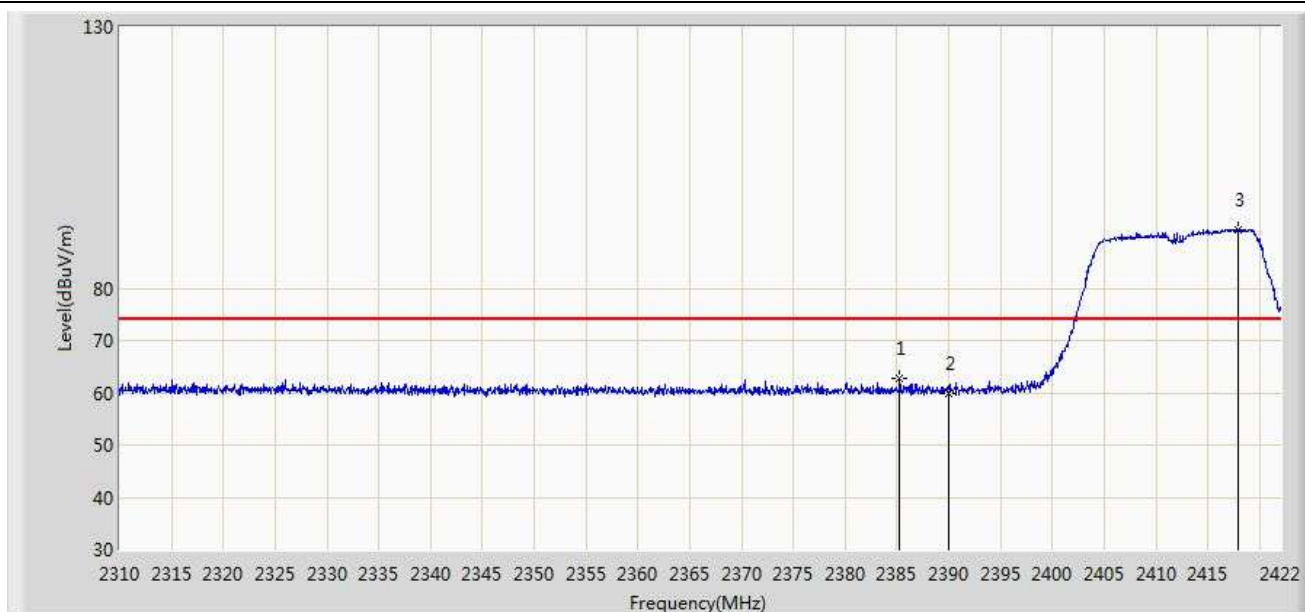


No	Flag	Mark	Frequency (MHz)	Measure Level (dBuV/m)	Reading Level (dBuV)	Over Limit (dB)	Limit (dBuV/m)	Factor (dB)	Type
1			2390.000	53.100	21.897	-0.900	54.000	31.203	AV
2		*	2417.576	103.877	72.717	N/A	N/A	31.160	AV

Note: Measure Level (dBμV/m) = Reading Level (dBμV) + Factor (dB)

Factor (dB) = Cable Loss (dB) + Antenna Factor (dB/m).

Site: AC1	Time: 2015/05/08 - 21:11
Limit: FCC_Part15.209_RE(3m)	Engineer: Roy Cheng
Probe: BBHA9120D_1-18GHz	Polarity: Vertical
EUT: 802.11ac Dual Band Module	Power: AC 120V/60Hz
Test Mode: Transmit at channel 2412MHz by 802.11g Ant 1	

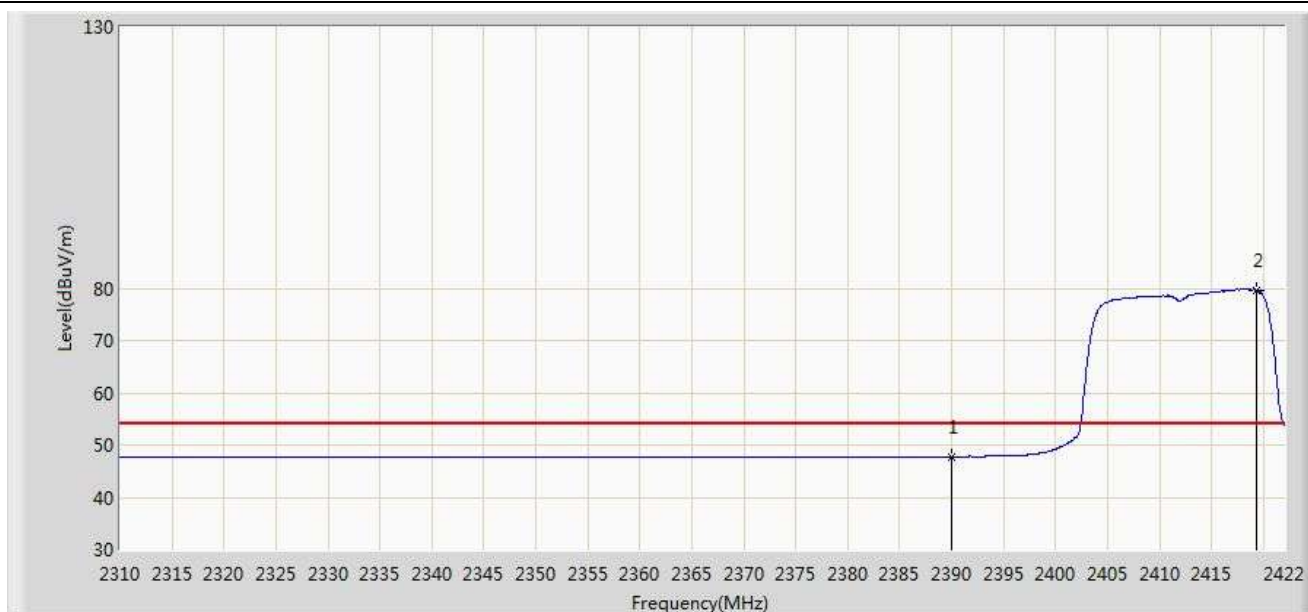


No	Flag	Mark	Frequency (MHz)	Measure Level (dBuV/m)	Reading Level (dBuV)	Over Limit (dB)	Limit (dBuV/m)	Factor (dB)	Type
1			2385.264	62.865	31.654	-11.135	74.000	31.211	PK
2			2390.000	59.795	28.592	-14.205	74.000	31.203	PK
3		*	2417.912	91.120	59.961	N/A	N/A	31.159	PK

Note: Measure Level (dBuV/m) = Reading Level (dBuV) + Factor (dB)

Factor (dB) = Cable Loss (dB) + Antenna Factor (dB/m).

Site: AC1	Time: 2015/05/08 - 21:12
Limit: FCC_Part15.209_RE(3m)	Engineer: Roy Cheng
Probe: BBHA9120D_1-18GHz	Polarity: Vertical
EUT: 802.11ac Dual Band Module	Power: AC 120V/60Hz
Test Mode: Transmit at channel 2412MHz by 802.11g Ant 1	

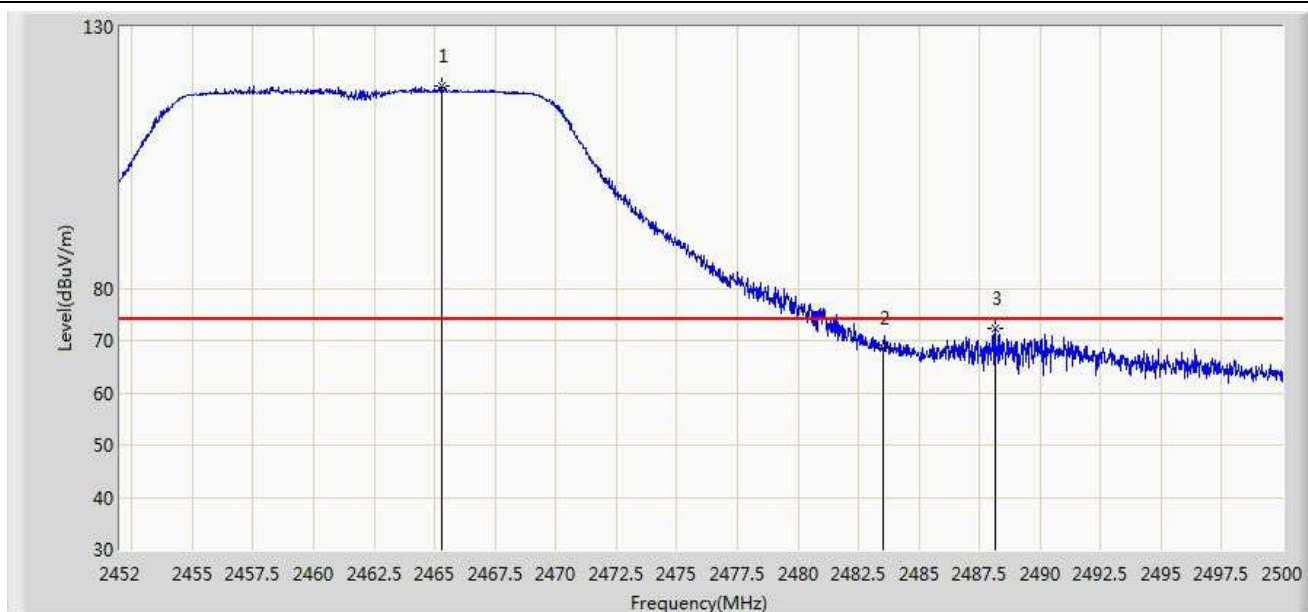


No	Flag	Mark	Frequency (MHz)	Measure Level (dBuV/m)	Reading Level (dBuV)	Over Limit (dB)	Limit (dBuV/m)	Factor (dB)	Type
1			2390.000	47.763	16.560	-6.237	54.000	31.203	AV
2		*	2419.312	79.617	48.460	N/A	N/A	31.157	AV

Note: Measure Level (dBμV/m) = Reading Level (dBμV) + Factor (dB)

Factor (dB) = Cable Loss (dB) + Antenna Factor (dB/m).

Site: AC1	Time: 2015/05/08 - 21:16
Limit: FCC_Part15.209_RE(3m)	Engineer: Roy Cheng
Probe: BBHA9120D_1-18GHz	Polarity: Horizontal
EUT: 802.11ac Dual Band Module	Power: AC 120V/60Hz
Test Mode: Transmit at channel 2462MHz by 802.11g Ant 1	



No	Flag	Mark	Frequency (MHz)	Measure Level (dBuV/m)	Reading Level (dBuV)	Over Limit (dB)	Limit (dBuV/m)	Factor (dB)	Type
1		*	2465.272	118.625	87.482	N/A	N/A	31.143	PK
2			2483.500	68.648	37.455	-5.352	74.000	31.194	PK
3			2488.144	72.298	41.092	-1.702	74.000	31.206	PK

Note: Measure Level (dBuV/m) = Reading Level (dBuV) + Factor (dB)

Factor (dB) = Cable Loss (dB) + Antenna Factor (dB/m).

Site: AC1	Time: 2015/05/08 - 21:16
Limit: FCC_Part15.209_RE(3m)	Engineer: Roy Cheng
Probe: BBHA9120D_1-18GHz	Polarity: Horizontal
EUT: 802.11ac Dual Band Module	Power: AC 120V/60Hz
Test Mode: Transmit at channel 2462MHz by 802.11g Ant 1	

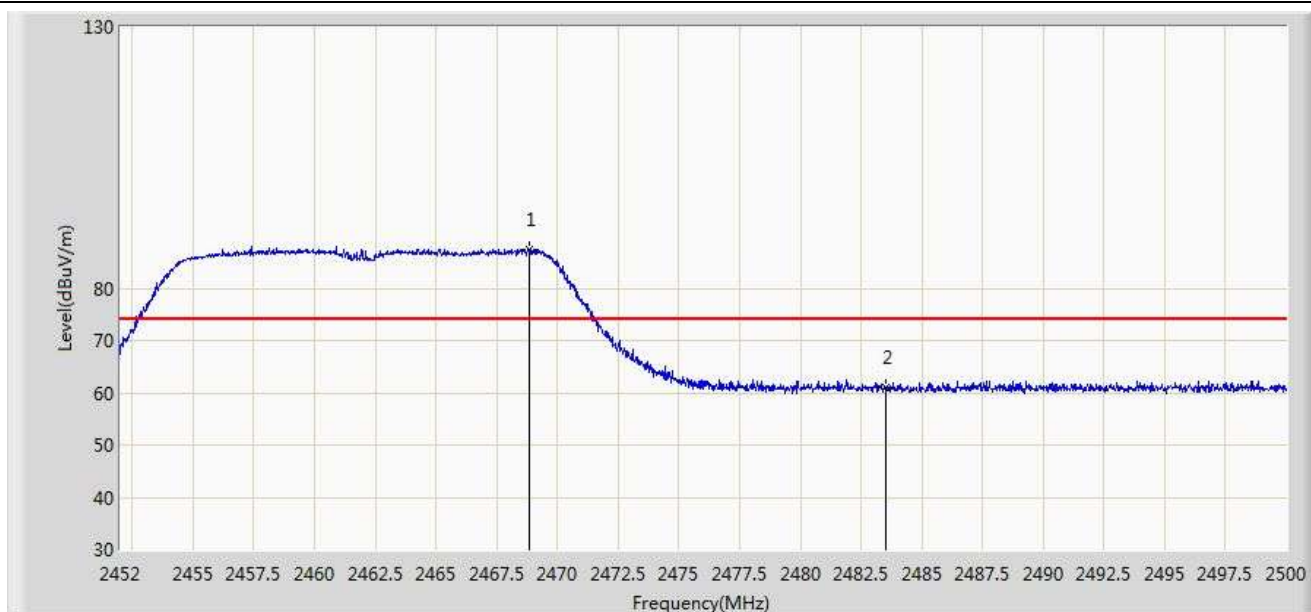


No	Flag	Mark	Frequency (MHz)	Measure Level (dBuV/m)	Reading Level (dBuV)	Over Limit (dB)	Limit (dBuV/m)	Factor (dB)	Type
1		*	2466.616	105.121	73.974	N/A	N/A	31.147	AV
2			2483.500	53.272	22.079	-0.728	54.000	31.194	AV

Note: Measure Level (dBuV/m) = Reading Level (dBuV) + Factor (dB)

Factor (dB) = Cable Loss (dB) + Antenna Factor (dB/m).

Site: AC1	Time: 2015/05/08 - 21:17
Limit: FCC_Part15.209_RE(3m)	Engineer: Roy Cheng
Probe: BBHA9120D_1-18GHz	Polarity: Vertical
EUT: 802.11ac Dual Band Module	Power: AC 120V/60Hz
Test Mode: Transmit at channel 2462MHz by 802.11g Ant 1	

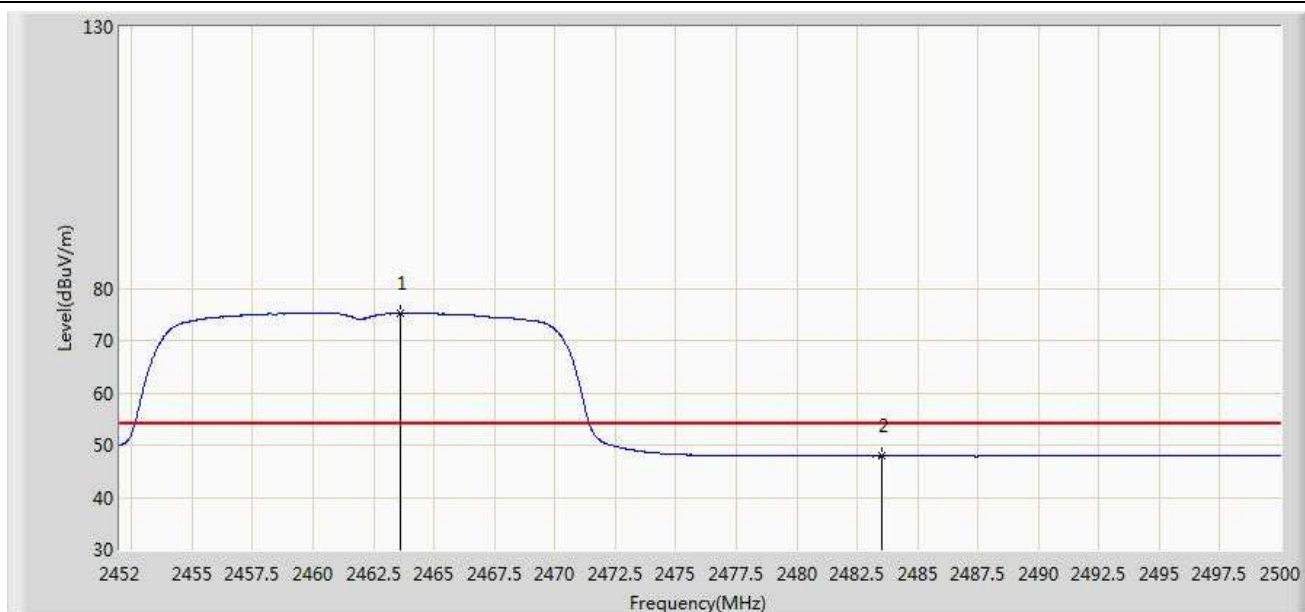


No	Flag	Mark	Frequency (MHz)	Measure Level (dBuV/m)	Reading Level (dBuV)	Over Limit (dB)	Limit (dBuV/m)	Factor (dB)	Type
1		*	2468.872	87.467	56.314	N/A	N/A	31.153	PK
2			2483.500	60.992	29.799	-13.008	74.000	31.194	PK

Note: Measure Level (dBuV/m) = Reading Level (dBuV) + Factor (dB)

Factor (dB) = Cable Loss (dB) + Antenna Factor (dB/m).

Site: AC1	Time: 2015/05/08 - 21:19
Limit: FCC_Part15.209_RE(3m)	Engineer: Roy Cheng
Probe: BBHA9120D_1-18GHz	Polarity: Vertical
EUT: 802.11ac Dual Band Module	Power: AC 120V/60Hz
Test Mode: Transmit at channel 2462MHz by 802.11g Ant 1	

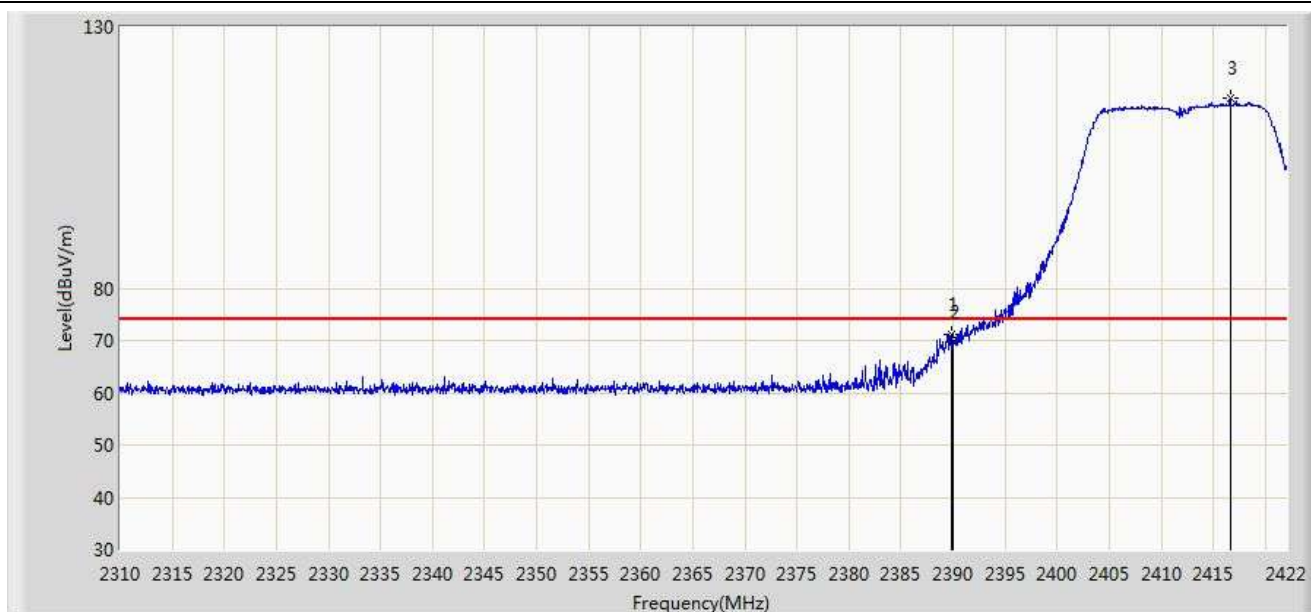


No	Flag	Mark	Frequency (MHz)	Measure Level (dBuV/m)	Reading Level (dBuV)	Over Limit (dB)	Limit (dBuV/m)	Factor (dB)	Type
1		*	2463.616	75.201	44.063	N/A	N/A	31.139	AV
2			2483.500	47.847	16.654	-6.153	54.000	31.194	AV

Note: Measure Level (dBuV/m) = Reading Level (dBuV) + Factor (dB)

Factor (dB) = Cable Loss (dB) + Antenna Factor (dB/m).

Site: AC1	Time: 2015/05/08 - 21:23
Limit: FCC_Part15.209_RE(3m)	Engineer: Roy Cheng
Probe: BBHA9120D_1-18GHz	Polarity: Horizontal
EUT: 802.11ac Dual Band Module	Power: AC 120V/60Hz
Test Mode: Transmit at channel 2412MHz by 802.11n-HT20 Ant 1	

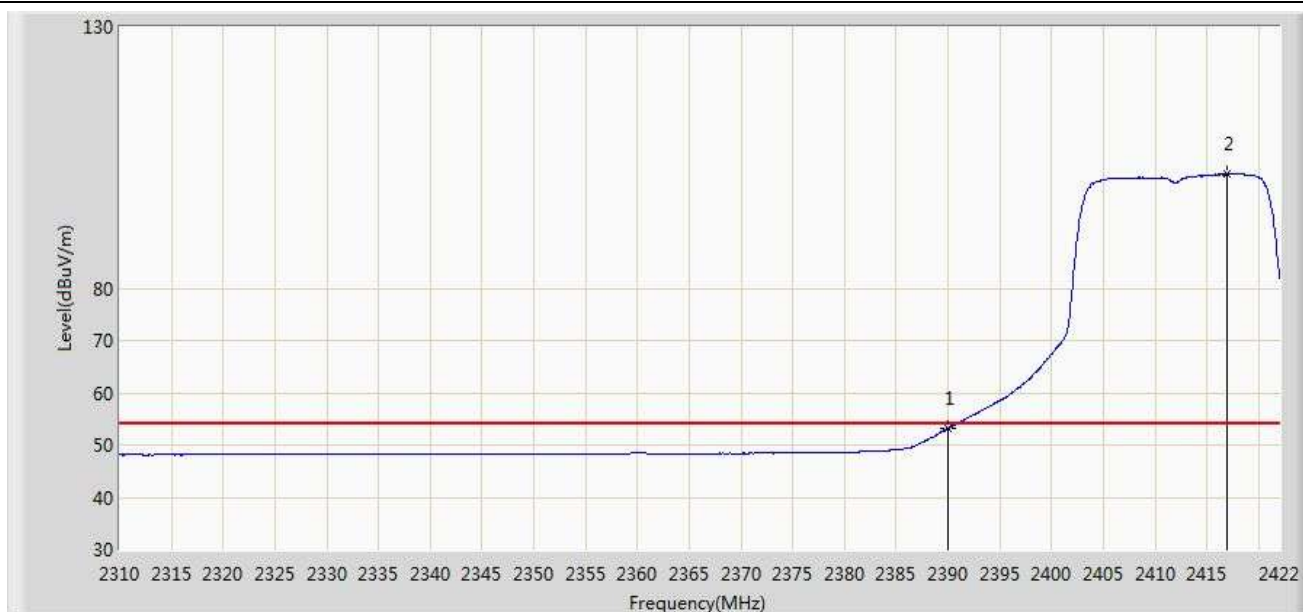


No	Flag	Mark	Frequency (MHz)	Measure Level (dBuV/m)	Reading Level (dBuV)	Over Limit (dB)	Limit (dBuV/m)	Factor (dB)	Type
1			2389.856	71.187	39.984	-2.813	74.000	31.203	PK
2			2390.000	69.719	38.516	-4.281	74.000	31.203	PK
3		*	2416.624	116.427	85.265	N/A	N/A	31.162	PK

Note: Measure Level (dBuV/m) = Reading Level (dBuV) + Factor (dB)

Factor (dB) = Cable Loss (dB) + Antenna Factor (dB/m).

Site: AC1	Time: 2015/05/08 - 21:23
Limit: FCC_Part15.209_RE(3m)	Engineer: Roy Cheng
Probe: BBHA9120D_1-18GHz	Polarity: Horizontal
EUT: 802.11ac Dual Band Module	Power: AC 120V/60Hz
Test Mode: Transmit at channel 2412MHz by 802.11n-HT20 Ant 1	

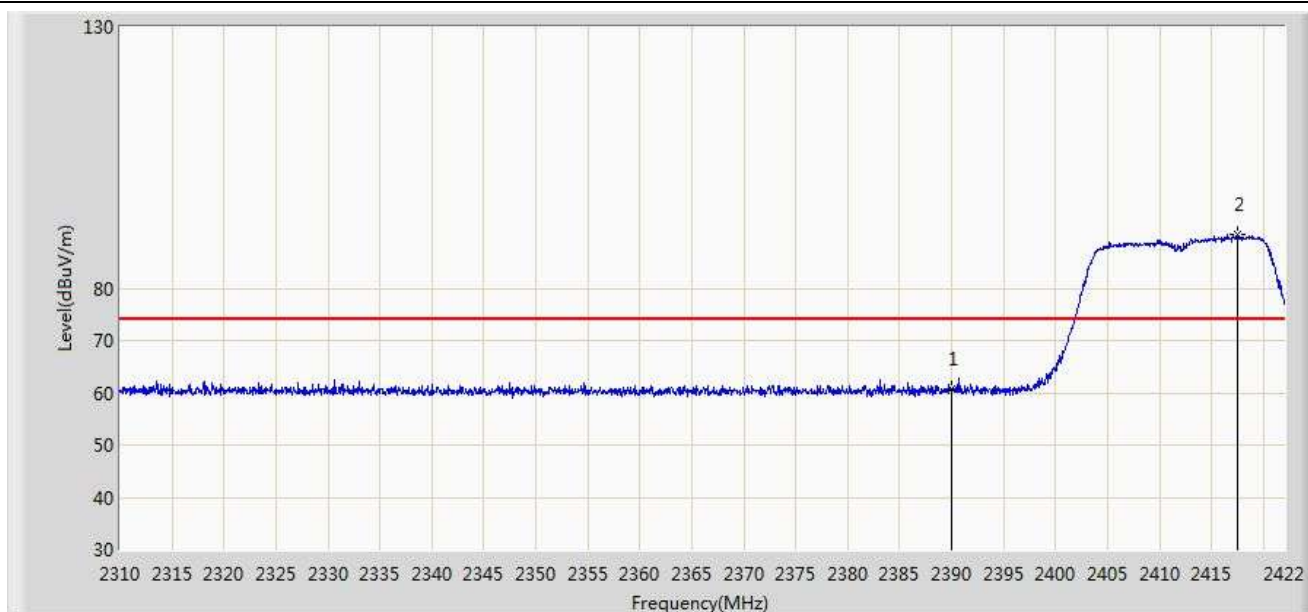


No	Flag	Mark	Frequency (MHz)	Measure Level (dBuV/m)	Reading Level (dBuV)	Over Limit (dB)	Limit (dBuV/m)	Factor (dB)	Type
1			2390.000	53.134	21.931	-0.866	54.000	31.203	AV
2		*	2416.904	101.795	70.634	N/A	N/A	31.161	AV

Note: Measure Level (dBμV/m) = Reading Level (dBμV) + Factor (dB)

Factor (dB) = Cable Loss (dB) + Antenna Factor (dB/m).

Site: AC1	Time: 2015/05/08 - 21:24
Limit: FCC_Part15.209_RE(3m)	Engineer: Roy Cheng
Probe: BBHA9120D_1-18GHz	Polarity: Vertical
EUT: 802.11ac Dual Band Module	Power: AC 120V/60Hz
Test Mode: Transmit at channel 2412MHz by 802.11n-HT20 Ant 1	

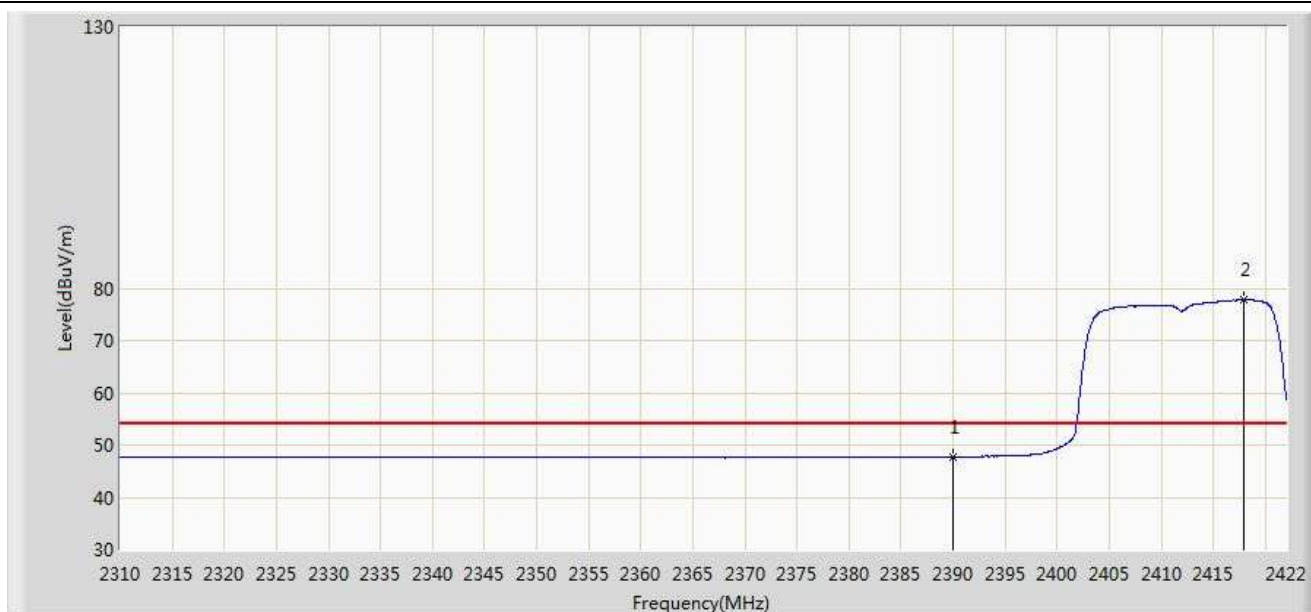


No	Flag	Mark	Frequency (MHz)	Measure Level (dBuV/m)	Reading Level (dBuV)	Over Limit (dB)	Limit (dBuV/m)	Factor (dB)	Type
1			2390.000	60.645	29.442	-13.355	74.000	31.203	PK
2		*	2417.520	90.297	59.137	N/A	N/A	31.160	PK

Note: Measure Level (dBuV/m) = Reading Level (dBuV) + Factor (dB)

Factor (dB) = Cable Loss (dB) + Antenna Factor (dB/m).

Site: AC1	Time: 2015/05/08 - 21:25
Limit: FCC_Part15.209_RE(3m)	Engineer: Roy Cheng
Probe: BBHA9120D_1-18GHz	Polarity: Vertical
EUT: 802.11ac Dual Band Module	Power: AC 120V/60Hz
Test Mode: Transmit at channel 2412MHz by 802.11n-HT20 Ant 1	

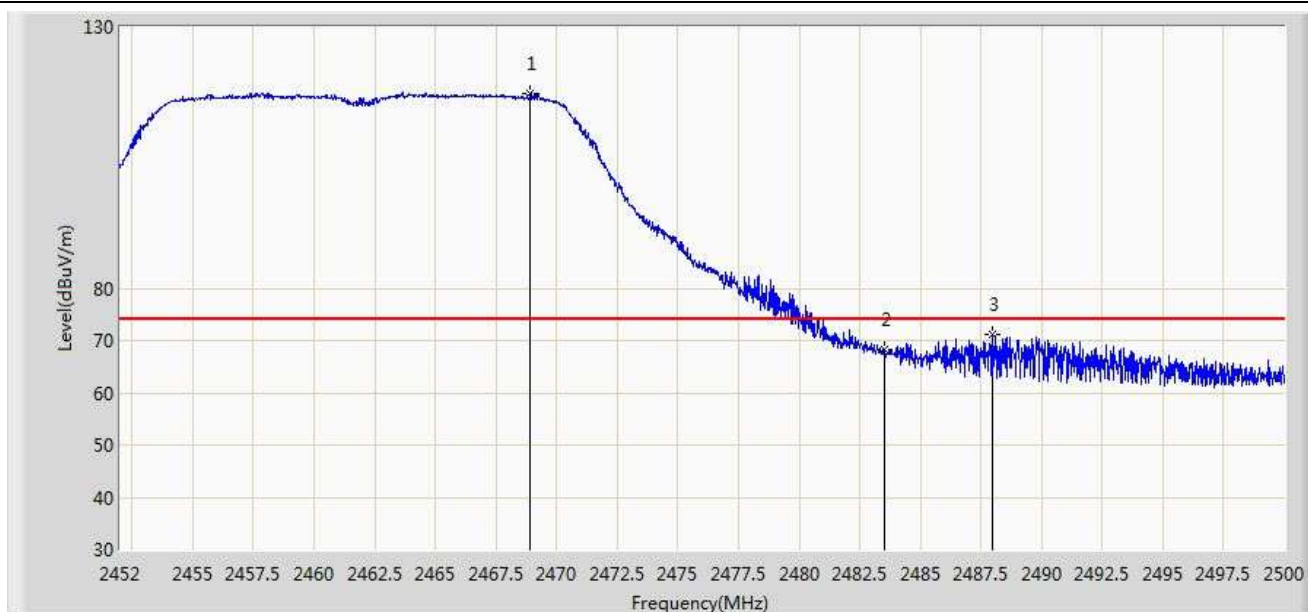


No	Flag	Mark	Frequency (MHz)	Measure Level (dBuV/m)	Reading Level (dBuV)	Over Limit (dB)	Limit (dBuV/m)	Factor (dB)	Type
1			2390.000	47.743	16.540	-6.257	54.000	31.203	AV
2		*	2417.912	77.759	46.600	N/A	N/A	31.159	AV

Note: Measure Level (dBμV/m) = Reading Level (dBμV) + Factor (dB)

Factor (dB) = Cable Loss (dB) + Antenna Factor (dB/m).

Site: AC1	Time: 2015/05/08 - 21:28
Limit: FCC_Part15.209_RE(3m)	Engineer: Roy Cheng
Probe: BBHA9120D_1-18GHz	Polarity: Horizontal
EUT: 802.11ac Dual Band Module	Power: AC 120V/60Hz
Test Mode: Transmit at channel 2462MHz by 802.11n-HT20 Ant 1	

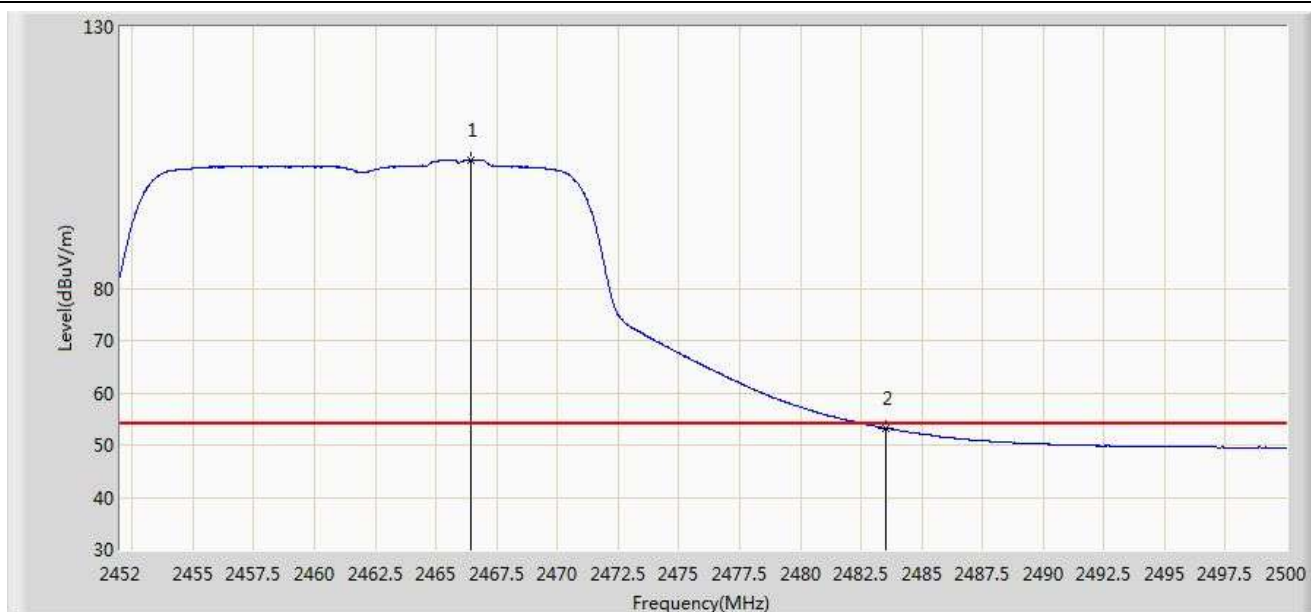


No	Flag	Mark	Frequency (MHz)	Measure Level (dBuV/m)	Reading Level (dBuV)	Over Limit (dB)	Limit (dBuV/m)	Factor (dB)	Type
1		*	2468.920	117.124	85.971	N/A	N/A	31.153	PK
2			2483.500	68.209	37.016	-5.791	74.000	31.194	PK
3			2487.952	71.081	39.876	-2.919	74.000	31.205	PK

Note: Measure Level (dBuV/m) = Reading Level (dBuV) + Factor (dB)

Factor (dB) = Cable Loss (dB) + Antenna Factor (dB/m).

Site: AC1	Time: 2015/05/08 - 21:27
Limit: FCC_Part15.209_RE(3m)	Engineer: Roy Cheng
Probe: BBHA9120D_1-18GHz	Polarity: Horizontal
EUT: 802.11ac Dual Band Module	Power: AC 120V/60Hz
Test Mode: Transmit at channel 2462MHz by 802.11n-HT20 Ant 1	

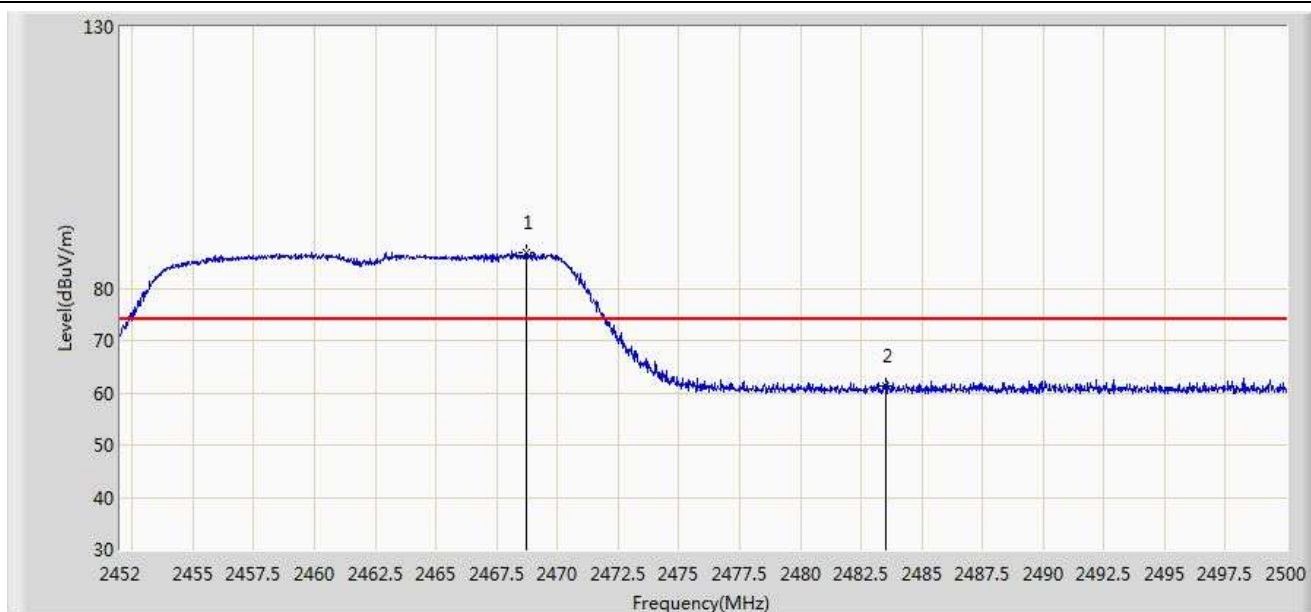


No	Flag	Mark	Frequency (MHz)	Measure Level (dBuV/m)	Reading Level (dBuV)	Over Limit (dB)	Limit (dBuV/m)	Factor (dB)	Type
1		*	2466.448	104.463	73.317	N/A	N/A	31.146	AV
2			2483.500	53.233	22.040	-0.767	54.000	31.194	AV

Note: Measure Level (dBμV/m) = Reading Level (dBμV) + Factor (dB)

Factor (dB) = Cable Loss (dB) + Antenna Factor (dB/m).

Site: AC1	Time: 2015/05/08 - 21:29
Limit: FCC_Part15.209_RE(3m)	Engineer: Roy Cheng
Probe: BBHA9120D_1-18GHz	Polarity: Vertical
EUT: 802.11ac Dual Band Module	Power: AC 120V/60Hz
Test Mode: Transmit at channel 2462MHz by 802.11n-HT20 Ant 1	

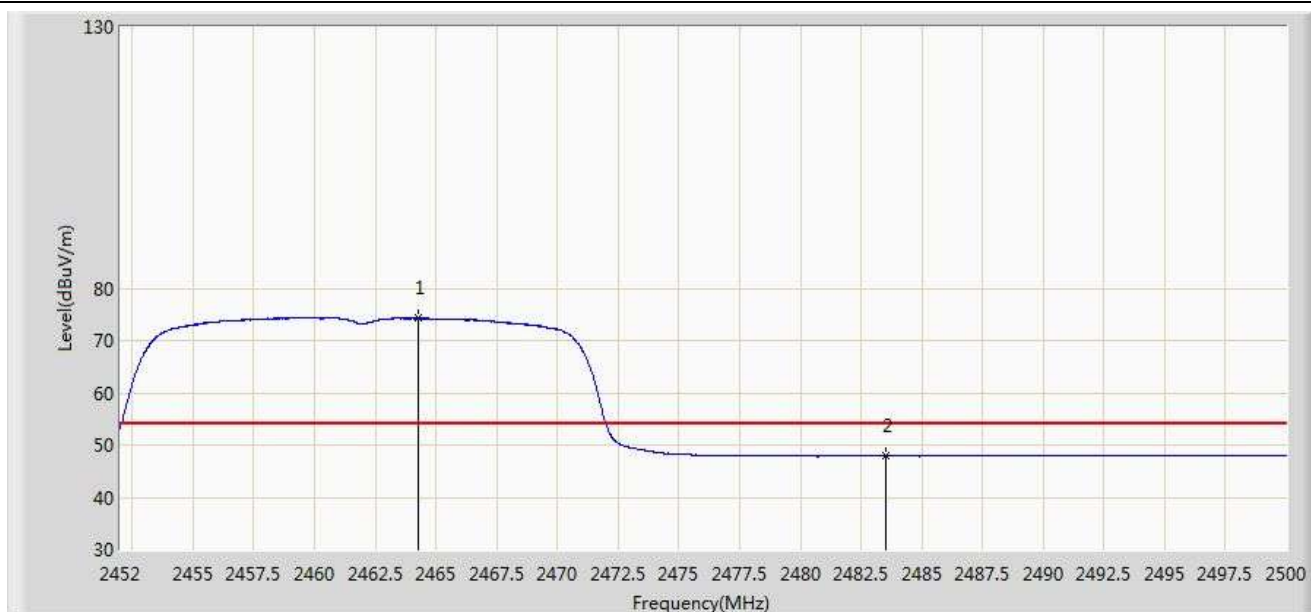


No	Flag	Mark	Frequency (MHz)	Measure Level (dBuV/m)	Reading Level (dBuV)	Over Limit (dB)	Limit (dBuV/m)	Factor (dB)	Type
1		*	2468.728	86.730	55.577	N/A	N/A	31.153	PK
2			2483.500	61.274	30.081	-12.726	74.000	31.194	PK

Note: Measure Level (dBuV/m) = Reading Level (dBuV) + Factor (dB)

Factor (dB) = Cable Loss (dB) + Antenna Factor (dB/m).

Site: AC1	Time: 2015/05/08 - 21:30
Limit: FCC_Part15.209_RE(3m)	Engineer: Roy Cheng
Probe: BBHA9120D_1-18GHz	Polarity: Vertical
EUT: 802.11ac Dual Band Module	Power: AC 120V/60Hz
Test Mode: Transmit at channel 2462MHz by 802.11n-HT20 Ant 1	

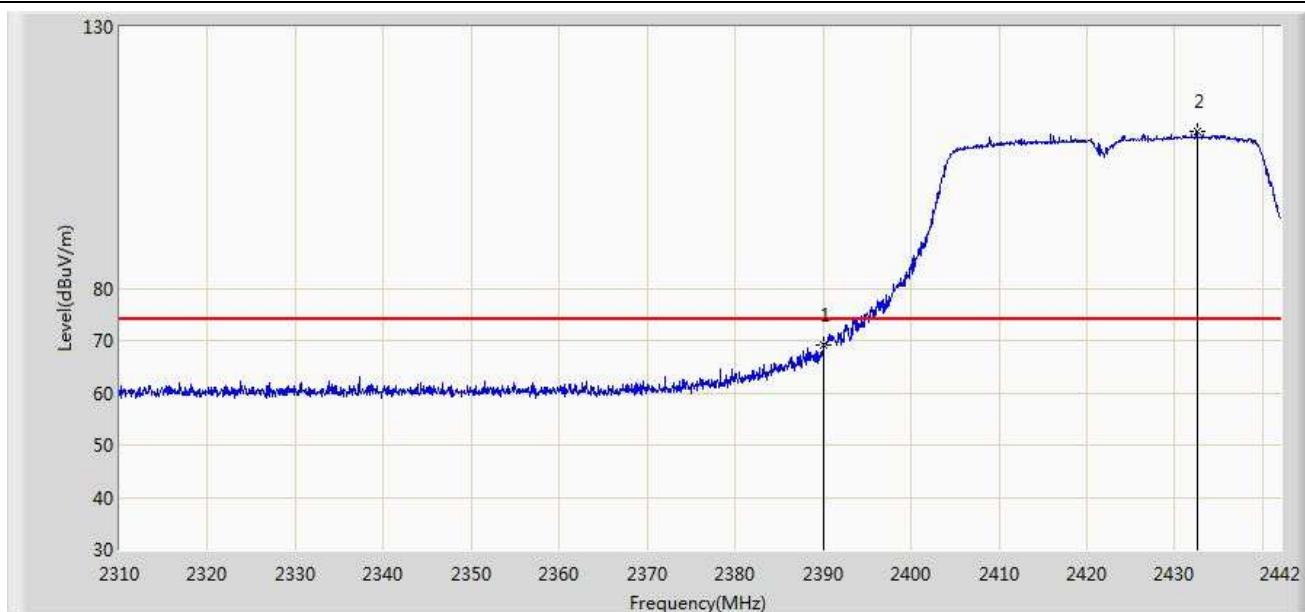


No	Flag	Mark	Frequency (MHz)	Measure Level (dBuV/m)	Reading Level (dBuV)	Over Limit (dB)	Limit (dBuV/m)	Factor (dB)	Type
1		*	2464.288	74.272	43.132	N/A	N/A	31.140	AV
2			2483.500	47.902	16.709	-6.098	54.000	31.194	AV

Note: Measure Level (dBμV/m) = Reading Level (dBμV) + Factor (dB)

Factor (dB) = Cable Loss (dB) + Antenna Factor (dB/m).

Site: AC1	Time: 2015/05/08 - 21:37
Limit: FCC_Part15.209_RE(3m)	Engineer: Roy Cheng
Probe: BBHA9120D_1-18GHz	Polarity: Horizontal
EUT: 802.11ac Dual Band Module	Power: AC 120V/60Hz
Test Mode: Transmit at channel 2422MHz by 802.11n-HT40 Ant 1	

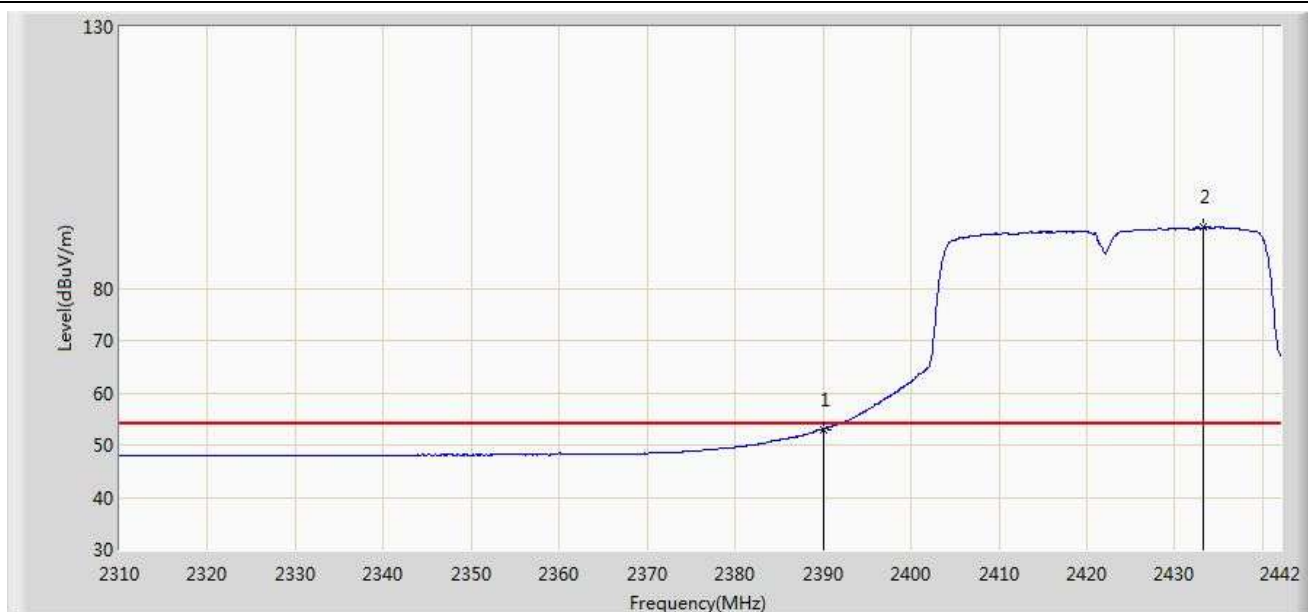


No	Flag	Mark	Frequency (MHz)	Measure Level (dBuV/m)	Reading Level (dBuV)	Over Limit (dB)	Limit (dBuV/m)	Factor (dB)	Type
1			2390.000	69.161	37.958	-4.839	74.000	31.203	PK
2		*	2432.496	109.973	78.840	N/A	N/A	31.133	PK

Note: Measure Level (dBuV/m) = Reading Level (dBuV) + Factor (dB)

Factor (dB) = Cable Loss (dB) + Antenna Factor (dB/m).

Site: AC1	Time: 2015/05/08 - 21:36
Limit: FCC_Part15.209_RE(3m)	Engineer: Roy Cheng
Probe: BBHA9120D_1-18GHz	Polarity: Horizontal
EUT: 802.11ac Dual Band Module	Power: AC 120V/60Hz
Test Mode: Transmit at channel 2422MHz by 802.11n-HT40 Ant 1	

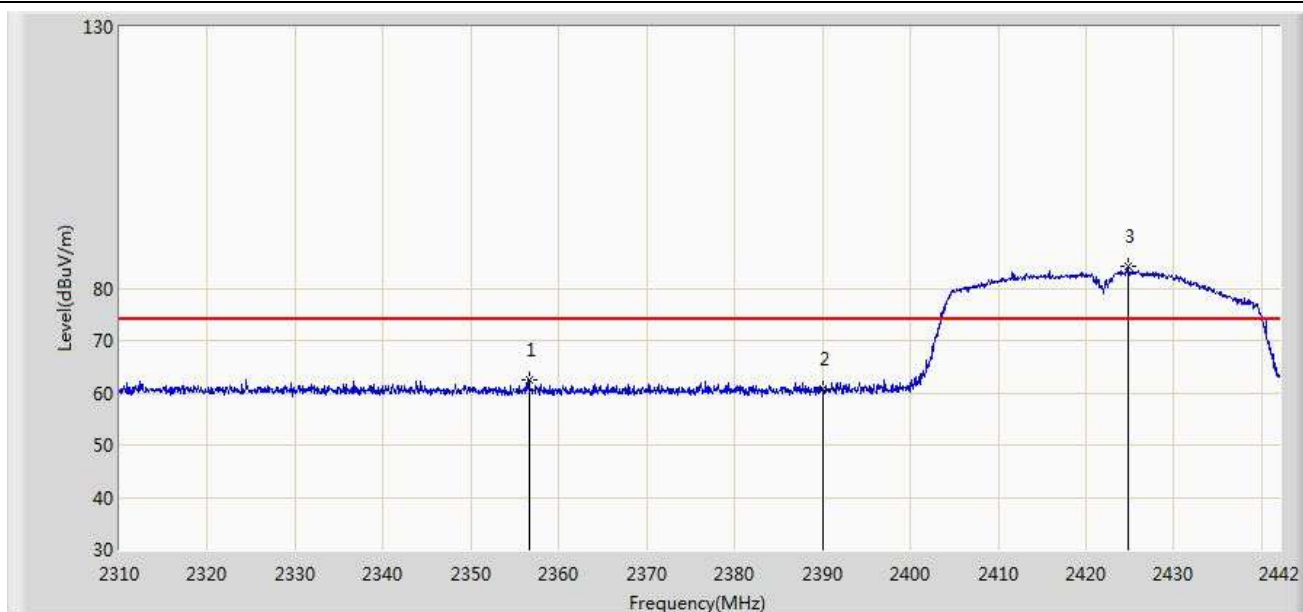


No	Flag	Mark	Frequency (MHz)	Measure Level (dBuV/m)	Reading Level (dBuV)	Over Limit (dB)	Limit (dBuV/m)	Factor (dB)	Type
1			2390.000	53.042	21.839	-0.958	54.000	31.203	AV
2		*	2433.288	91.648	60.516	N/A	N/A	31.131	AV

Note: Measure Level (dBuV/m) = Reading Level (dBuV) + Factor (dB)

Factor (dB) = Cable Loss (dB) + Antenna Factor (dB/m).

Site: AC1	Time: 2015/05/08 - 21:37
Limit: FCC_Part15.209_RE(3m)	Engineer: Roy Cheng
Probe: BBHA9120D_1-18GHz	Polarity: Vertical
EUT: 802.11ac Dual Band Module	Power: AC 120V/60Hz
Test Mode: Transmit at channel 2422MHz by 802.11n-HT40 Ant 1	

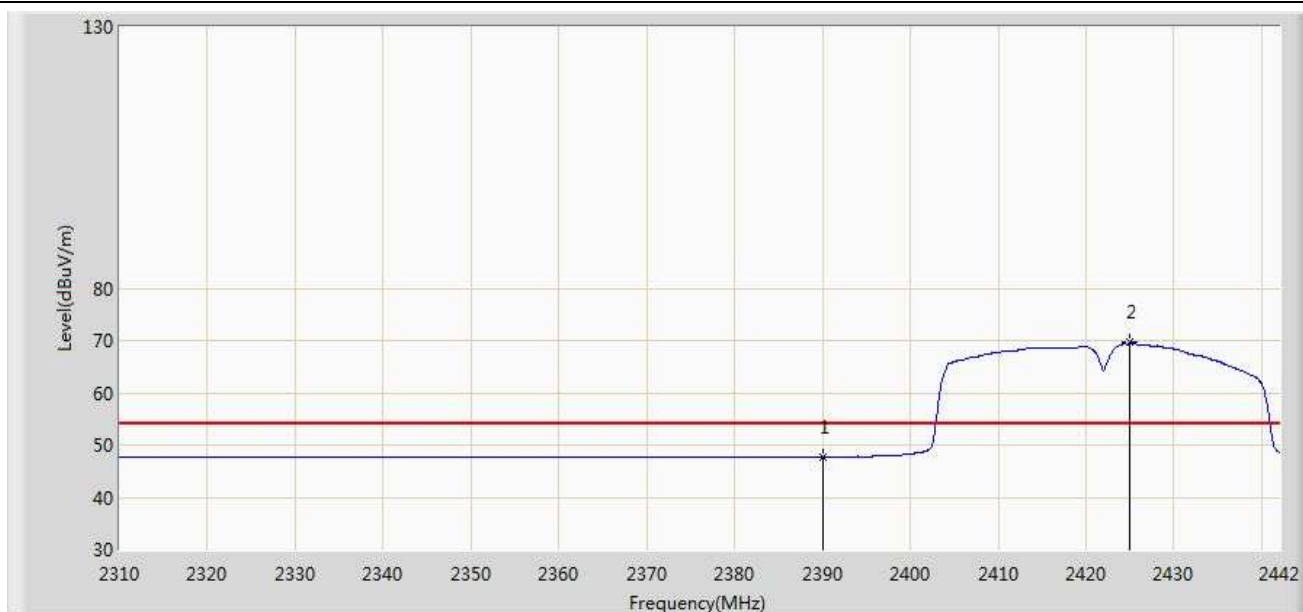


No	Flag	Mark	Frequency (MHz)	Measure Level (dBuV/m)	Reading Level (dBuV)	Over Limit (dB)	Limit (dBuV/m)	Factor (dB)	Type
1			2356.596	62.533	31.265	-11.467	74.000	31.267	PK
2			2390.000	60.583	29.380	-13.417	74.000	31.203	PK
3		*	2424.774	84.220	53.072	N/A	N/A	31.148	PK

Note: Measure Level (dBuV/m) = Reading Level (dBuV) + Factor (dB)

Factor (dB) = Cable Loss (dB) + Antenna Factor (dB/m).

Site: AC1	Time: 2015/05/08 - 21:38
Limit: FCC_Part15.209_RE(3m)	Engineer: Roy Cheng
Probe: BBHA9120D_1-18GHz	Polarity: Vertical
EUT: 802.11ac Dual Band Module	Power: AC 120V/60Hz
Test Mode: Transmit at channel 2422MHz by 802.11n-HT40 Ant 1	

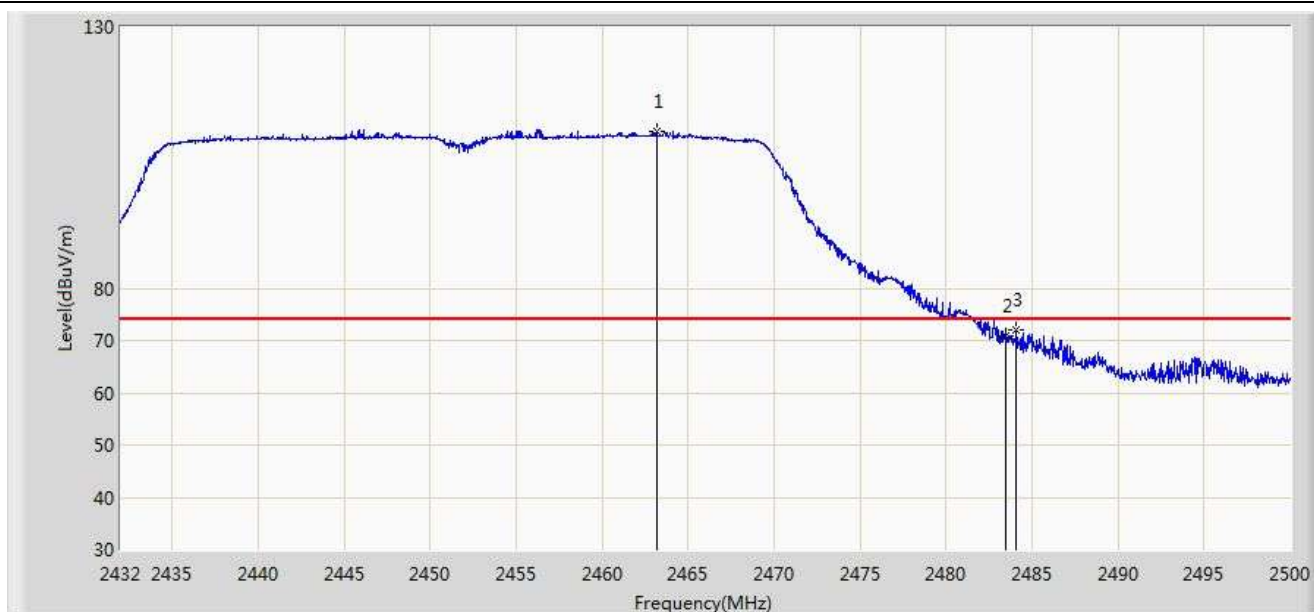


No	Flag	Mark	Frequency (MHz)	Measure Level (dBuV/m)	Reading Level (dBuV)	Over Limit (dB)	Limit (dBuV/m)	Factor (dB)	Type
1			2390.000	47.724	16.521	-6.276	54.000	31.203	AV
2		*	2425.038	69.625	38.478	N/A	N/A	31.147	AV

Note: Measure Level (dBμV/m) = Reading Level (dBμV) + Factor (dB)

Factor (dB) = Cable Loss (dB) + Antenna Factor (dB/m).

Site: AC1	Time: 2015/05/08 - 21:42
Limit: FCC_Part15.209_RE(3m)	Engineer: Roy Cheng
Probe: BBHA9120D_1-18GHz	Polarity: Horizontal
EUT: 802.11ac Dual Band Module	Power: AC 120V/60Hz
Test Mode: Transmit at channel 2452MHz by 802.11n-HT40 Ant 1	

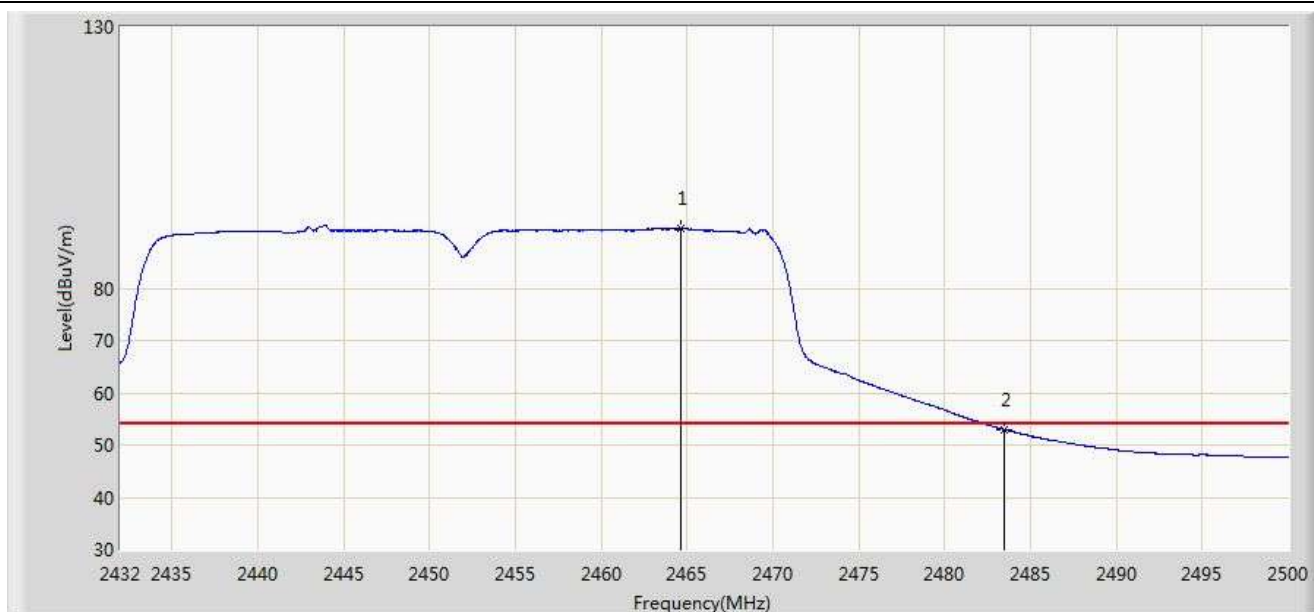


No	Flag	Mark	Frequency (MHz)	Measure Level (dBuV/m)	Reading Level (dBuV)	Over Limit (dB)	Limit (dBuV/m)	Factor (dB)	Type
1		*	2463.178	110.034	78.896	N/A	N/A	31.137	PK
2			2483.500	70.748	39.555	-3.252	74.000	31.194	PK
3			2484.088	72.116	40.921	-1.884	74.000	31.195	PK

Note: Measure Level (dBuV/m) = Reading Level (dBuV) + Factor (dB)

Factor (dB) = Cable Loss (dB) + Antenna Factor (dB/m).

Site: AC1	Time: 2015/05/08 - 21:41
Limit: FCC_Part15.209_RE(3m)	Engineer: Roy Cheng
Probe: BBHA9120D_1-18GHz	Polarity: Horizontal
EUT: 802.11ac Dual Band Module	Power: AC 120V/60Hz
Test Mode: Transmit at channel 2452MHz by 802.11n-HT40 Ant 1	

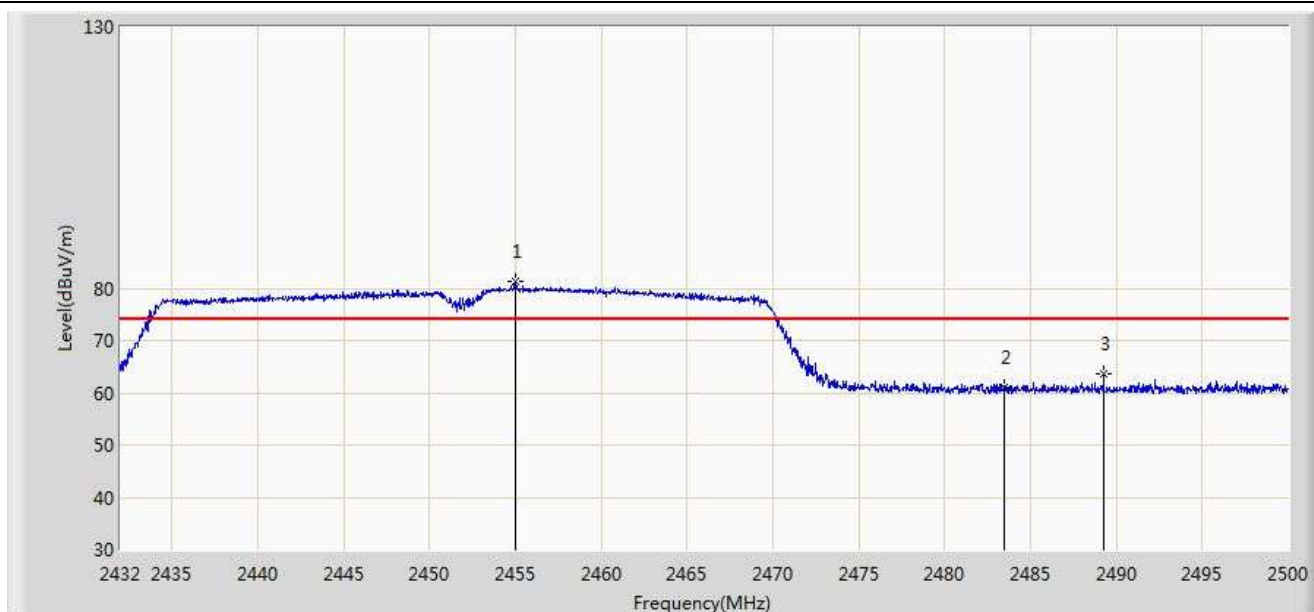


No	Flag	Mark	Frequency (MHz)	Measure Level (dBuV/m)	Reading Level (dBuV)	Over Limit (dB)	Limit (dBuV/m)	Factor (dB)	Type
1		*	2464.640	91.350	60.209	N/A	N/A	31.142	AV
2			2483.500	52.914	21.721	-1.086	54.000	31.194	AV

Note: Measure Level (dBuV/m) = Reading Level (dBuV) + Factor (dB)

Factor (dB) = Cable Loss (dB) + Antenna Factor (dB/m).

Site: AC1	Time: 2015/05/08 - 21:43
Limit: FCC_Part15.209_RE(3m)	Engineer: Roy Cheng
Probe: BBHA9120D_1-18GHz	Polarity: Vertical
EUT: 802.11ac Dual Band Module	Power: AC 120V/60Hz
Test Mode: Transmit at channel 2452MHz by 802.11n-HT40 Ant 1	

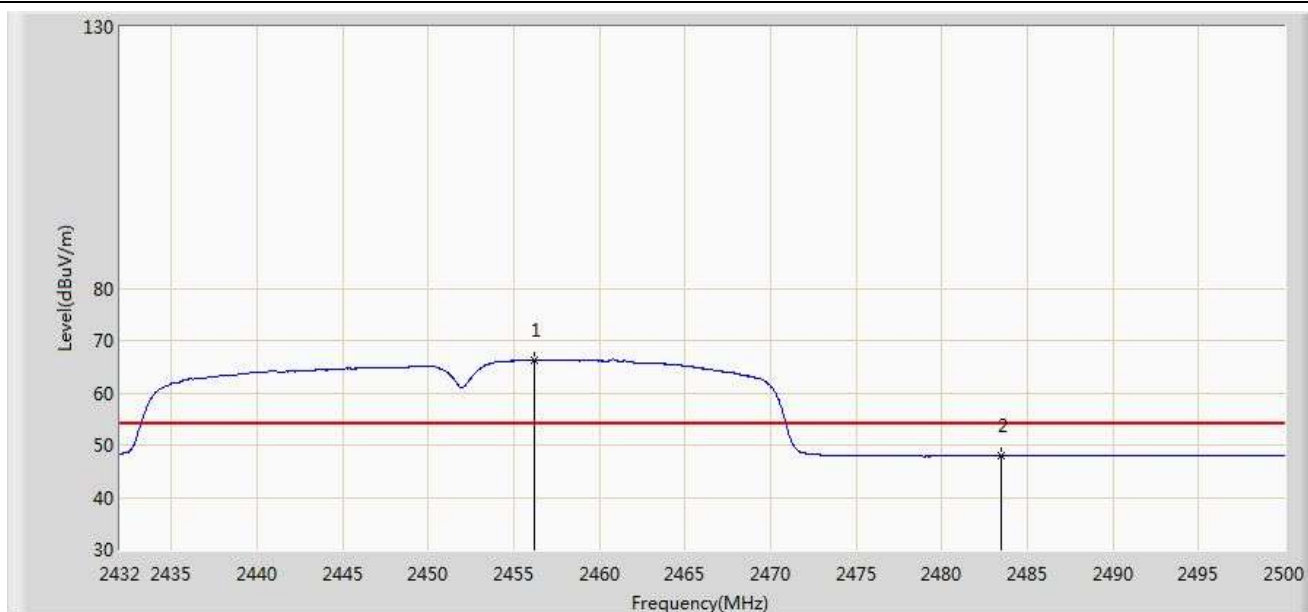


No	Flag	Mark	Frequency (MHz)	Measure Level (dBuV/m)	Reading Level (dBuV)	Over Limit (dB)	Limit (dBuV/m)	Factor (dB)	Type
1		*	2455.018	81.353	50.230	N/A	N/A	31.123	PK
2			2483.500	61.120	29.927	-12.880	74.000	31.194	PK
3			2489.256	63.504	32.296	-10.496	74.000	31.208	PK

Note: Measure Level (dBuV/m) = Reading Level (dBuV) + Factor (dB)

Factor (dB) = Cable Loss (dB) + Antenna Factor (dB/m).

Site: AC1	Time: 2015/05/08 - 21:43
Limit: FCC_Part15.209_RE(3m)	Engineer: Roy Cheng
Probe: BBHA9120D_1-18GHz	Polarity: Vertical
EUT: 802.11ac Dual Band Module	Power: AC 120V/60Hz
Test Mode: Transmit at channel 2452MHz by 802.11n-HT40 Ant 1	

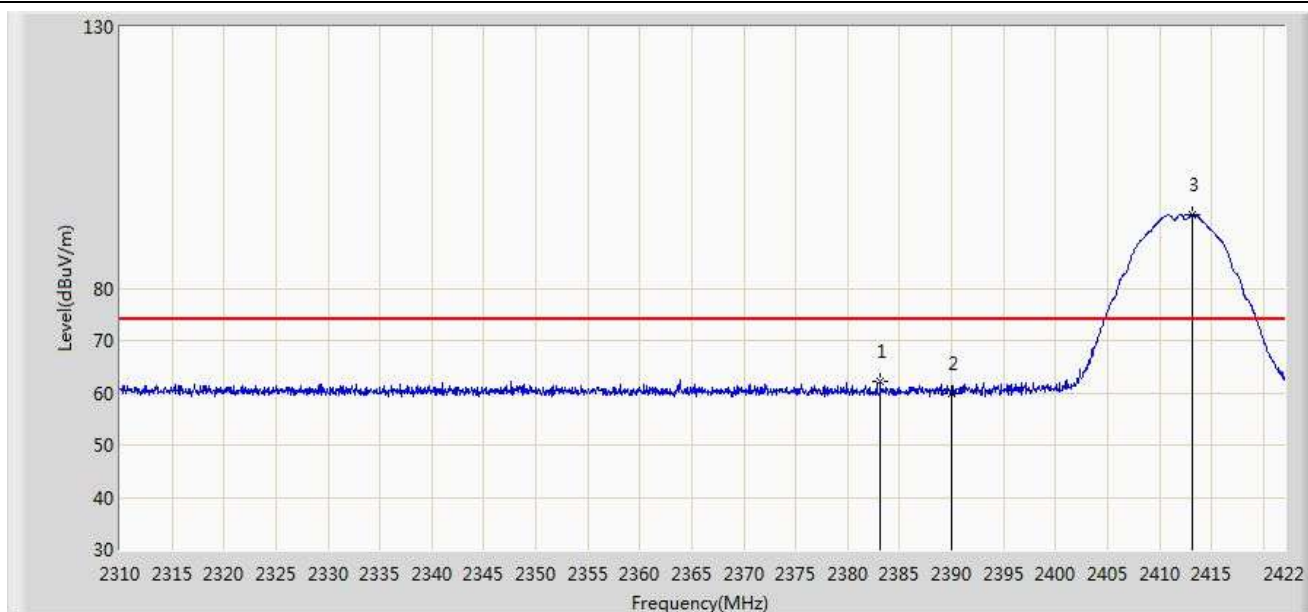


No	Flag	Mark	Frequency (MHz)	Measure Level (dBuV/m)	Reading Level (dBuV)	Over Limit (dB)	Limit (dBuV/m)	Factor (dB)	Type
1		*	2456.174	66.265	35.140	N/A	N/A	31.125	AV
2			2483.500	47.904	16.711	-6.096	54.000	31.194	AV

Note: Measure Level (dBuV/m) = Reading Level (dBuV) + Factor (dB)

Factor (dB) = Cable Loss (dB) + Antenna Factor (dB/m).

Site: AC1	Time: 2015/05/08 - 21:50
Limit: FCC_Part15.209_RE(3m)	Engineer: Roy Cheng
Probe: BBHA9120D_1-18GHz	Polarity: Horizontal
EUT: 802.11ac Dual Band Module	Power: AC 120V/60Hz
Test Mode: Transmit at channel 2412MHz by 802.11b Ant 2	

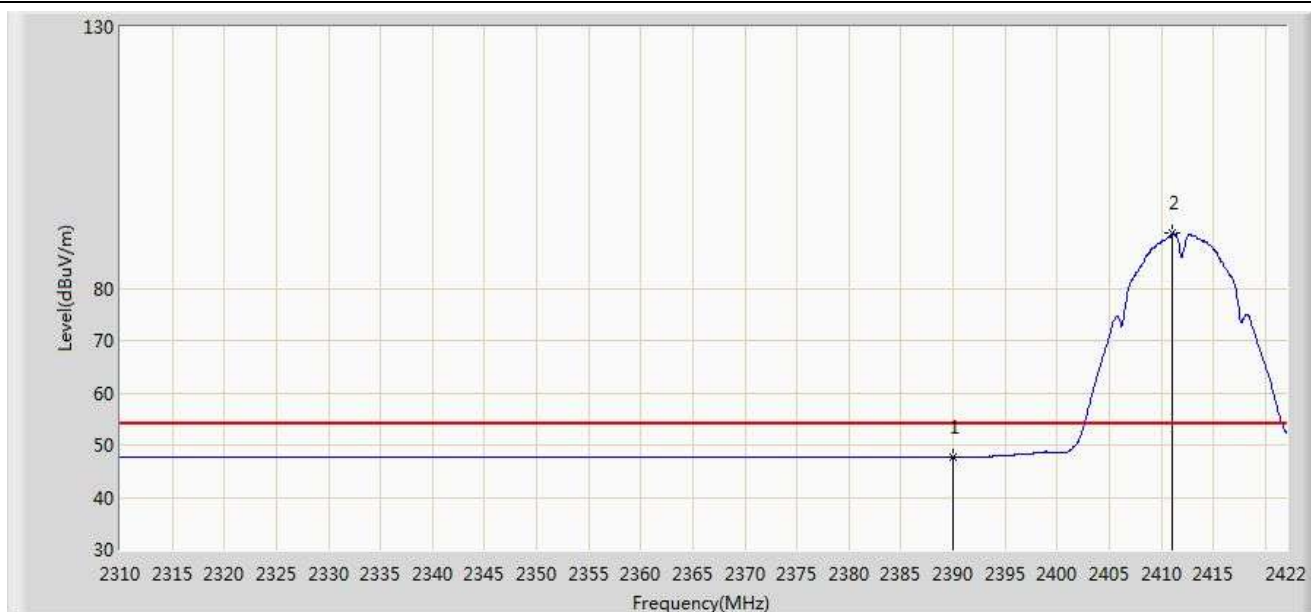


No	Flag	Mark	Frequency (MHz)	Measure Level (dBuV/m)	Reading Level (dBuV)	Over Limit (dB)	Limit (dBuV/m)	Factor (dB)	Type
1			2383.136	62.089	30.874	-11.911	74.000	31.216	PK
2			2390.000	59.980	28.777	-14.020	74.000	31.203	PK
3		*	2413.208	94.137	62.970	N/A	N/A	31.167	PK

Note: Measure Level (dBuV/m) = Reading Level (dBuV) + Factor (dB)

Factor (dB) = Cable Loss (dB) + Antenna Factor (dB/m).

Site: AC1	Time: 2015/05/08 - 21:51
Limit: FCC_Part15.209_RE(3m)	Engineer: Roy Cheng
Probe: BBHA9120D_1-18GHz	Polarity: Horizontal
EUT: 802.11ac Dual Band Module	Power: AC 120V/60Hz
Test Mode: Transmit at channel 2412MHz by 802.11b Ant 2	

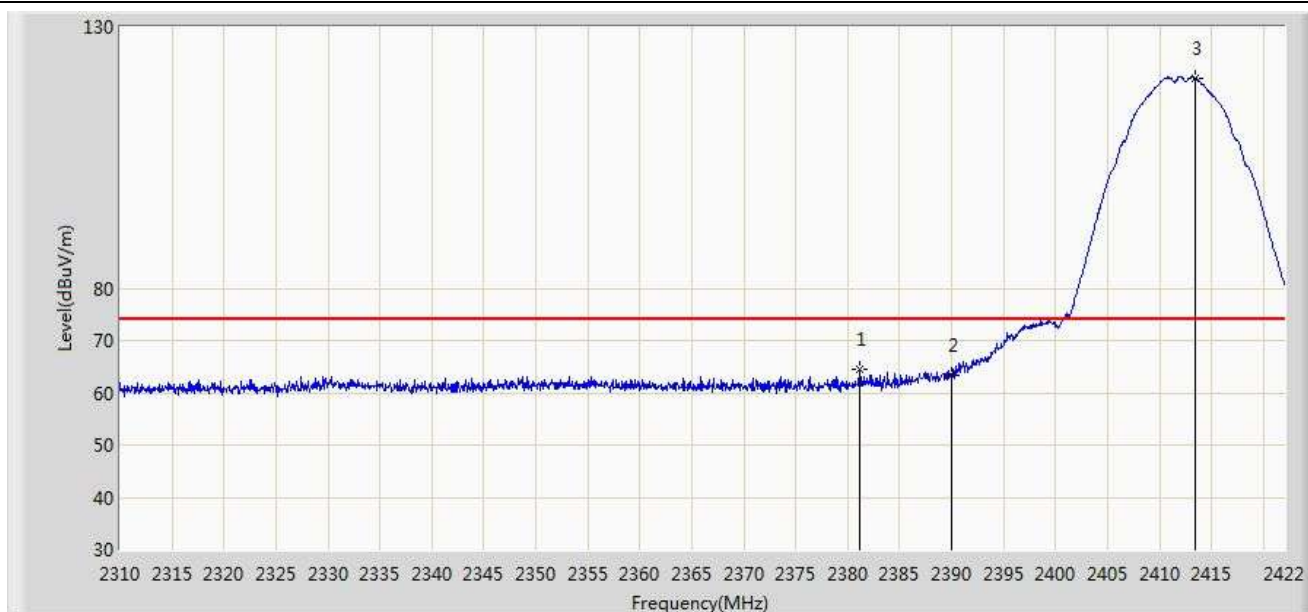


No	Flag	Mark	Frequency (MHz)	Measure Level (dBuV/m)	Reading Level (dBuV)	Over Limit (dB)	Limit (dBuV/m)	Factor (dB)	Type
1			2390.000	47.735	16.532	-6.265	54.000	31.203	AV
2		*	2411.080	90.516	59.345	N/A	N/A	31.171	AV

Note: Measure Level (dBμV/m) = Reading Level (dBμV) + Factor (dB)

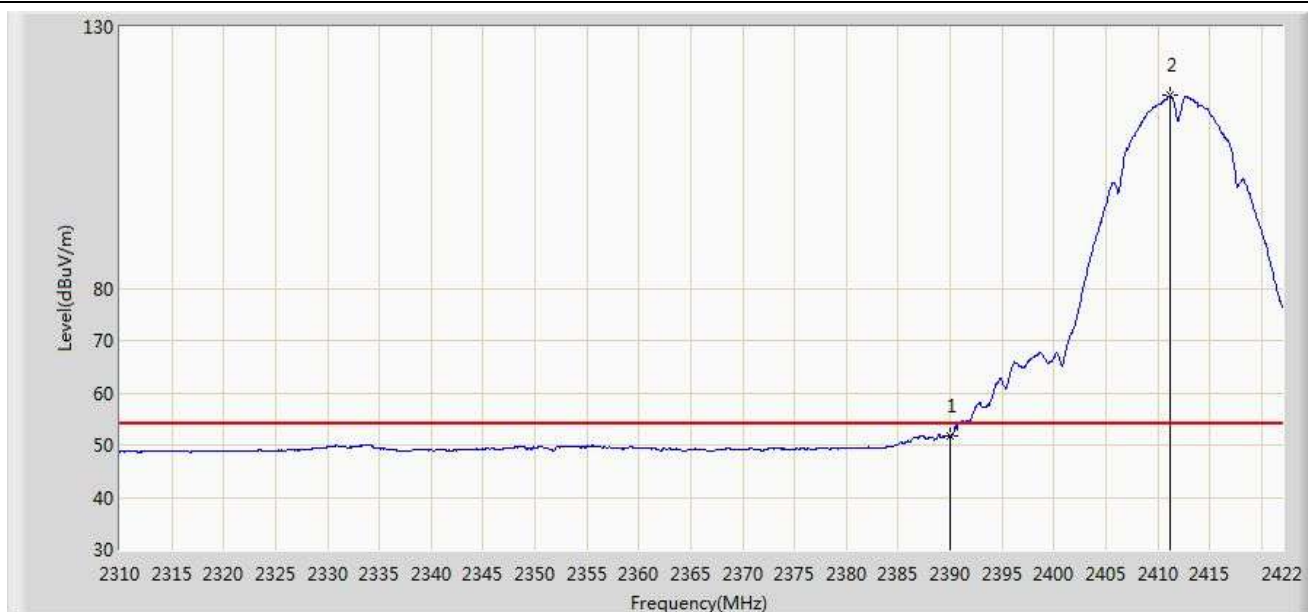
Factor (dB) = Cable Loss (dB) + Antenna Factor (dB/m).

Site: AC1	Time: 2015/05/08 - 21:49
Limit: FCC_Part15.209_RE(3m)	Engineer: Roy Cheng
Probe: BBHA9120D_1-18GHz	Polarity: Vertical
EUT: 802.11ac Dual Band Module	Power: AC 120V/60Hz
Test Mode: Transmit at channel 2412MHz by 802.11b Ant 2	



No	Flag	Mark	Frequency (MHz)	Measure Level (dBuV/m)	Reading Level (dBuV)	Over Limit (dB)	Limit (dBuV/m)	Factor (dB)	Type
1			2381.176	64.566	33.347	-9.434	74.000	31.219	PK
2			2390.000	63.267	32.064	-10.733	74.000	31.203	PK
3		*	2413.432	120.221	89.054	N/A	N/A	31.168	PK

Site: AC1	Time: 2015/05/08 - 21:49
Limit: FCC_Part15.209_RE(3m)	Engineer: Roy Cheng
Probe: BBHA9120D_1-18GHz	Polarity: Vertical
EUT: 802.11ac Dual Band Module	Power: AC 120V/60Hz
Test Mode: Transmit at channel 2412MHz by 802.11b Ant 2	

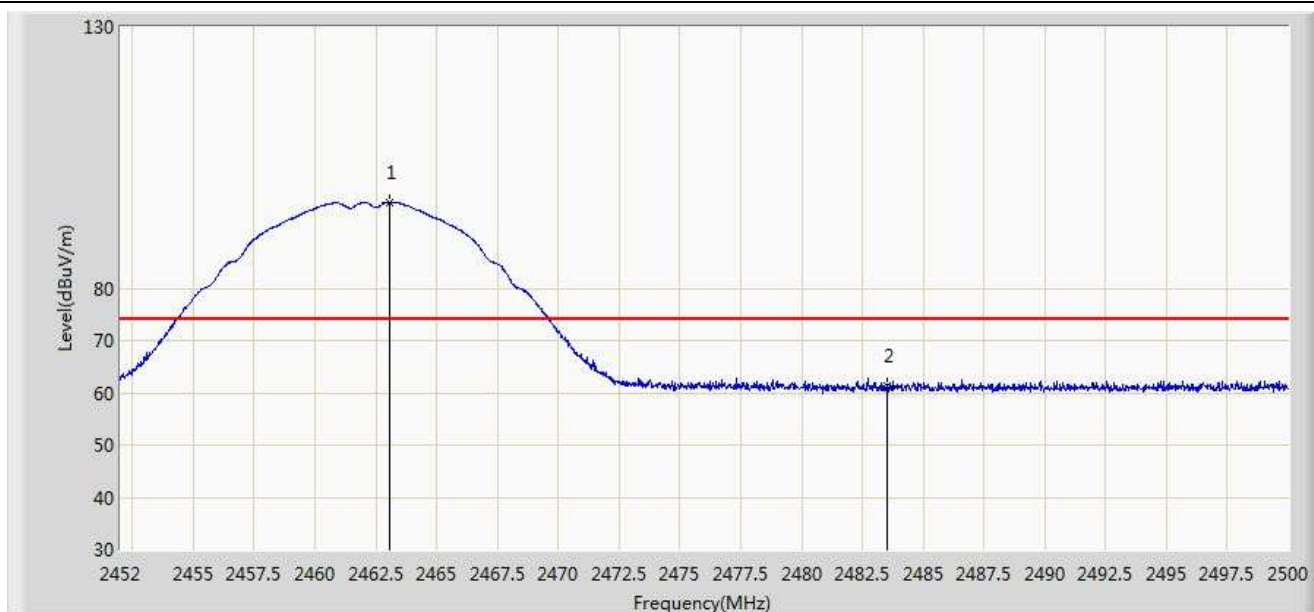


No	Flag	Mark	Frequency (MHz)	Measure Level (dBuV/m)	Reading Level (dBuV)	Over Limit (dB)	Limit (dBuV/m)	Factor (dB)	Type
1			2390.000	51.871	20.668	-2.129	54.000	31.203	AV
2	X	*	2411.136	116.845	85.674	N/A	N/A	31.171	AV

Note: Measure Level (dBuV/m) = Reading Level (dBuV) + Factor (dB)

Factor (dB) = Cable Loss (dB) + Antenna Factor (dB/m).

Site: AC1	Time: 2015/05/08 - 21:54
Limit: FCC_Part15.209_RE(3m)	Engineer: Roy Cheng
Probe: BBHA9120D_1-18GHz	Polarity: Horizontal
EUT: 802.11ac Dual Band Module	Power: AC 120V/60Hz
Test Mode: Transmit at channel 2462MHz by 802.11b Ant 2	



No	Flag	Mark	Frequency (MHz)	Measure Level (dBuV/m)	Reading Level (dBuV)	Over Limit (dB)	Limit (dBuV/m)	Factor (dB)	Type
1		*	2463.088	96.511	65.374	N/A	N/A	31.137	PK
2			2483.500	61.208	30.015	-12.792	74.000	31.194	PK

Note: Measure Level (dBμV/m) = Reading Level (dBμV) + Factor (dB)

Factor (dB) = Cable Loss (dB) + Antenna Factor (dB/m).

Site: AC1	Time: 2015/05/08 - 21:56
Limit: FCC_Part15.209_RE(3m)	Engineer: Roy Cheng
Probe: BBHA9120D_1-18GHz	Polarity: Horizontal
EUT: 802.11ac Dual Band Module	Power: AC 120V/60Hz
Test Mode: Transmit at channel 2462MHz by 802.11b Ant 2	



No	Flag	Mark	Frequency (MHz)	Measure Level (dBuV/m)	Reading Level (dBuV)	Over Limit (dB)	Limit (dBuV/m)	Factor (dB)	Type
1		*	2461.216	92.581	61.447	N/A	N/A	31.134	AV
2			2483.500	47.920	16.727	-6.080	54.000	31.194	AV

Note: Measure Level (dBμV/m) = Reading Level (dBμV) + Factor (dB)

Factor (dB) = Cable Loss (dB) + Antenna Factor (dB/m).

Site: AC1	Time: 2015/05/08 - 21:54
Limit: FCC_Part15.209_RE(3m)	Engineer: Roy Cheng
Probe: BBHA9120D_1-18GHz	Polarity: Vertical
EUT: 802.11ac Dual Band Module	Power: AC 120V/60Hz
Test Mode: Transmit at channel 2462MHz by 802.11b Ant 2	



No	Flag	Mark	Frequency (MHz)	Measure Level (dBuV/m)	Reading Level (dBuV)	Over Limit (dB)	Limit (dBuV/m)	Factor (dB)	Type
1		*	2463.112	119.606	88.469	N/A	N/A	31.137	PK
2			2483.500	63.708	32.515	-10.292	74.000	31.194	PK
3			2483.728	65.832	34.638	-8.168	74.000	31.194	PK

Note: Measure Level (dBuV/m) = Reading Level (dBuV) + Factor (dB)

Factor (dB) = Cable Loss (dB) + Antenna Factor (dB/m).

Site: AC1	Time: 2015/05/08 - 21:53
Limit: FCC_Part15.209_RE(3m)	Engineer: Roy Cheng
Probe: BBHA9120D_1-18GHz	Polarity: Vertical
EUT: 802.11ac Dual Band Module	Power: AC 120V/60Hz
Test Mode: Transmit at channel 2462MHz by 802.11b Ant 2	

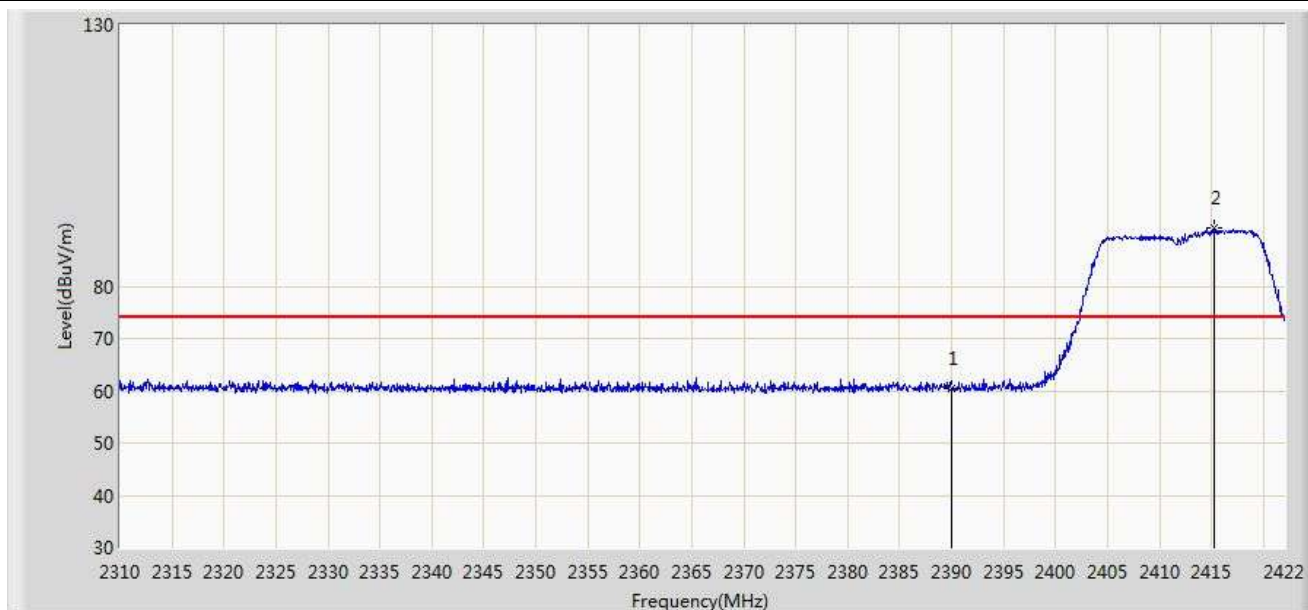


No	Flag	Mark	Frequency (MHz)	Measure Level (dBuV/m)	Reading Level (dBuV)	Over Limit (dB)	Limit (dBuV/m)	Factor (dB)	Type
1	X	*	2462.680	115.891	84.754	N/A	N/A	31.137	AV
2			2483.500	51.717	20.524	-2.283	54.000	31.194	AV
3			2485.864	52.630	21.430	-1.370	54.000	31.200	AV

Note: Measure Level (dBuV/m) = Reading Level (dBuV) + Factor (dB)

Factor (dB) = Cable Loss (dB) + Antenna Factor (dB/m).

Site: AC1	Time: 2015/05/08 - 22:01
Limit: FCC_Part15.209_RE(3m)	Engineer: Roy Cheng
Probe: BBHA9120D_1-18GHz	Polarity: Horizontal
EUT: 802.11ac Dual Band Module	Power: AC 120V/60Hz
Test Mode: Transmit at channel 2412MHz by 802.11g Ant 2	

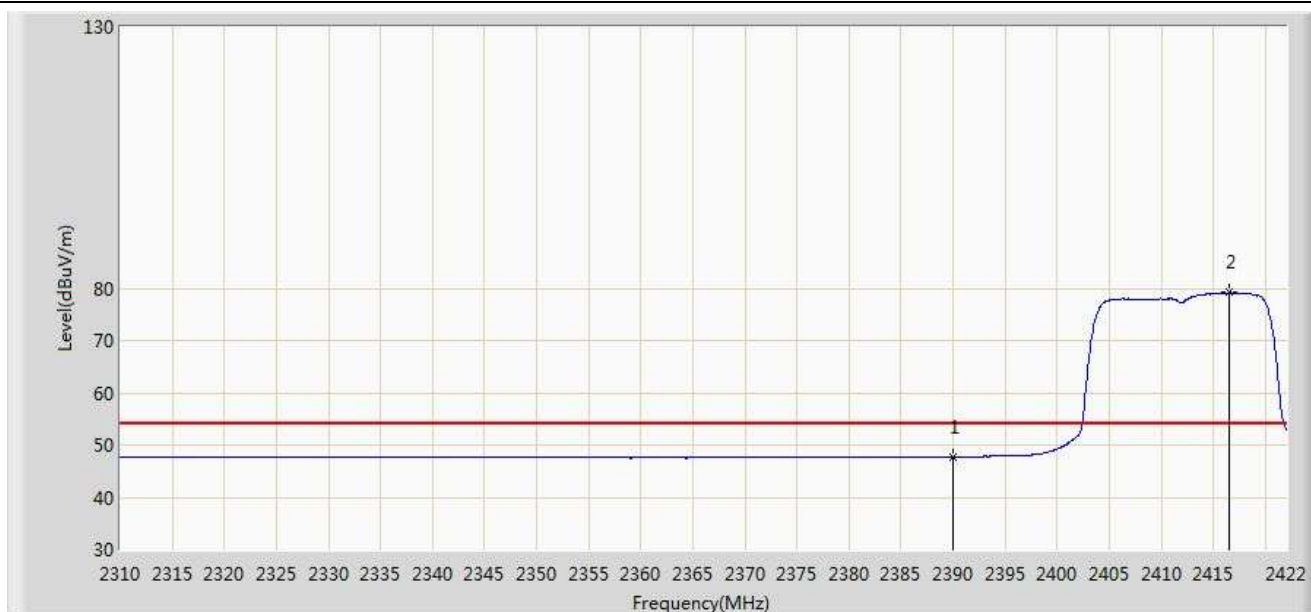


No	Flag	Mark	Frequency (MHz)	Measure Level (dBuV/m)	Reading Level (dBuV)	Over Limit (dB)	Limit (dBuV/m)	Factor (dB)	Type
1			2390.000	60.430	29.227	-13.570	74.000	31.203	PK
2		*	2415.280	91.112	59.948	N/A	N/A	31.164	PK

Note: Measure Level (dBuV/m) = Reading Level (dBuV) + Factor (dB)

Factor (dB) = Cable Loss (dB) + Antenna Factor (dB/m).

Site: AC1	Time: 2015/05/08 - 22:02
Limit: FCC_Part15.209_RE(3m)	Engineer: Roy Cheng
Probe: BBHA9120D_1-18GHz	Polarity: Horizontal
EUT: 802.11ac Dual Band Module	Power: AC 120V/60Hz
Test Mode: Transmit at channel 2412MHz by 802.11g Ant 2	

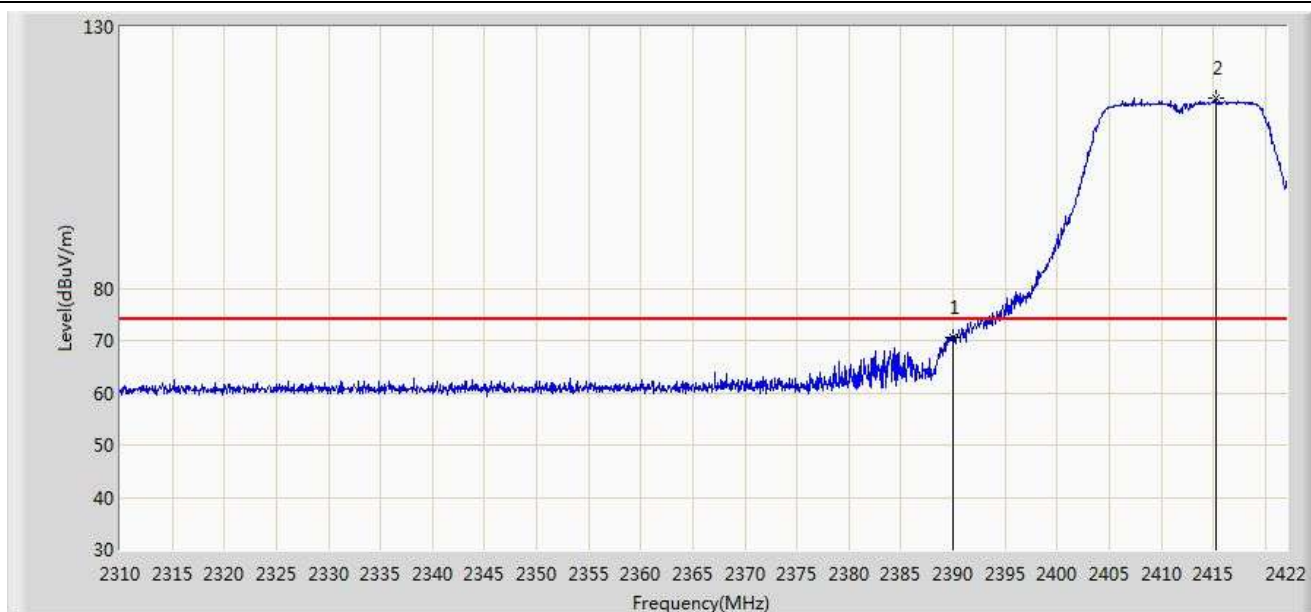


No	Flag	Mark	Frequency (MHz)	Measure Level (dBuV/m)	Reading Level (dBuV)	Over Limit (dB)	Limit (dBuV/m)	Factor (dB)	Type
1			2390.000	47.754	16.551	-6.246	54.000	31.203	AV
2		*	2416.568	79.146	47.984	N/A	N/A	31.162	AV

Note: Measure Level (dBμV/m) = Reading Level (dBμV) + Factor (dB)

Factor (dB) = Cable Loss (dB) + Antenna Factor (dB/m).

Site: AC1	Time: 2015/05/08 - 22:00
Limit: FCC_Part15.209_RE(3m)	Engineer: Roy Cheng
Probe: BBHA9120D_1-18GHz	Polarity: Vertical
EUT: 802.11ac Dual Band Module	Power: AC 120V/60Hz
Test Mode: Transmit at channel 2412MHz by 802.11g Ant 2	



No	Flag	Mark	Frequency (MHz)	Measure Level (dBuV/m)	Reading Level (dBuV)	Over Limit (dB)	Limit (dBuV/m)	Factor (dB)	Type
1			2390.000	70.470	39.267	-3.530	74.000	31.203	PK
2		*	2415.224	116.352	85.188	N/A	N/A	31.164	PK

Note: Measure Level (dBuV/m) = Reading Level (dBuV) + Factor (dB)

Factor (dB) = Cable Loss (dB) + Antenna Factor (dB/m).

Site: AC1	Time: 2015/05/08 - 22:00
Limit: FCC_Part15.209_RE(3m)	Engineer: Roy Cheng
Probe: BBHA9120D_1-18GHz	Polarity: Vertical
EUT: 802.11ac Dual Band Module	Power: AC 120V/60Hz
Test Mode: Transmit at channel 2412MHz by 802.11g Ant 2	

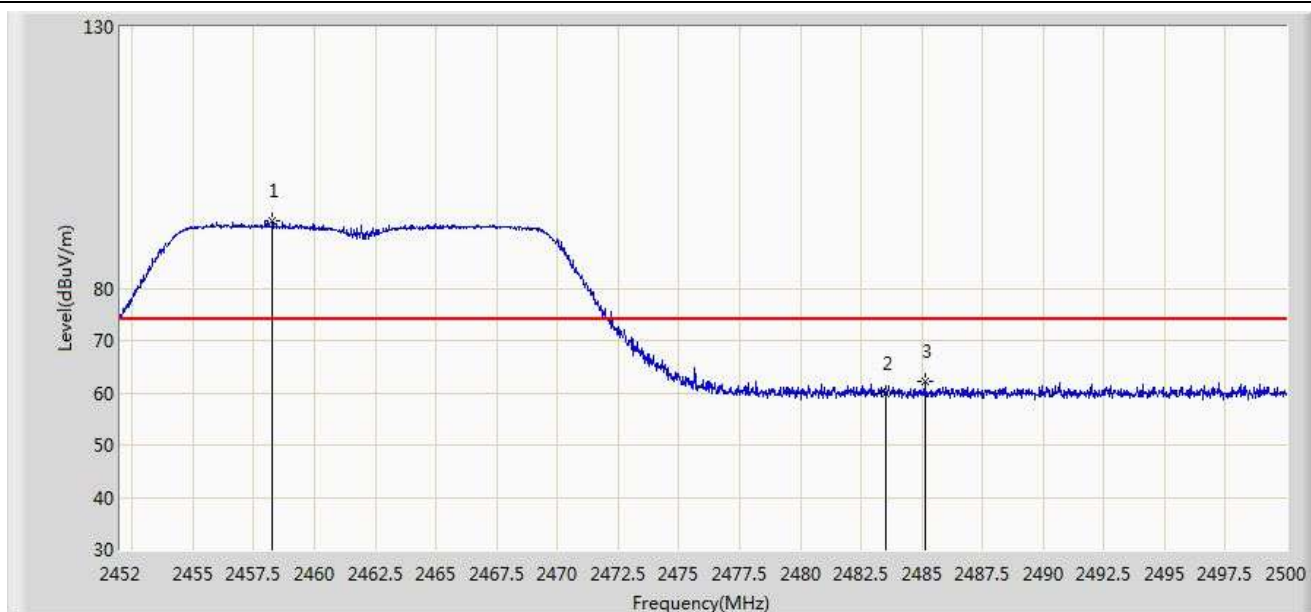


No	Flag	Mark	Frequency (MHz)	Measure Level (dBuV/m)	Reading Level (dBuV)	Over Limit (dB)	Limit (dBuV/m)	Factor (dB)	Type
1			2390.000	52.571	21.368	-1.429	54.000	31.203	AV
2		*	2415.840	103.181	72.018	N/A	N/A	31.163	AV

Note: Measure Level (dBμV/m) = Reading Level (dBμV) + Factor (dB)

Factor (dB) = Cable Loss (dB) + Antenna Factor (dB/m).

Site: AC1	Time: 2015/05/08 - 22:06
Limit: FCC_Part15.209_RE(3m)	Engineer: Roy Cheng
Probe: BBHA9120D_1-18GHz	Polarity: Horizontal
EUT: 802.11ac Dual Band Module	Power: AC 120V/60Hz
Test Mode: Transmit at channel 2462MHz by 802.11g Ant 2	

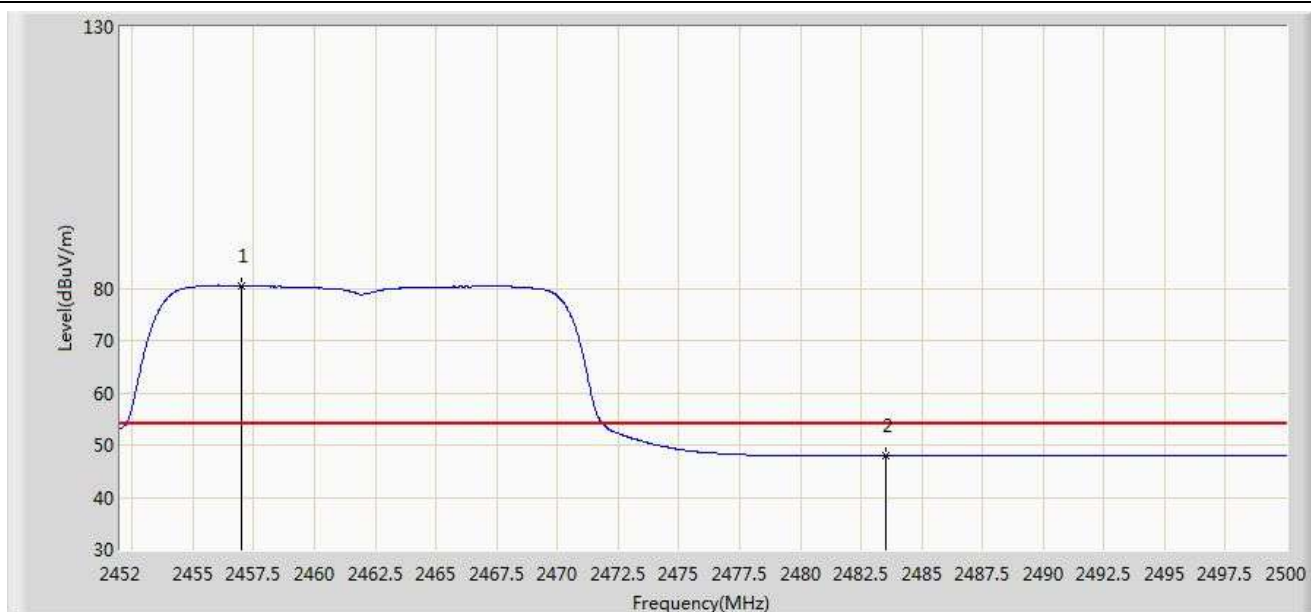


No	Flag	Mark	Frequency (MHz)	Measure Level (dBuV/m)	Reading Level (dBuV)	Over Limit (dB)	Limit (dBuV/m)	Factor (dB)	Type
1		*	2458.264	92.929	61.800	N/A	N/A	31.129	PK
2			2483.500	59.989	28.796	-14.011	74.000	31.194	PK
3			2485.120	62.043	30.845	-11.957	74.000	31.198	PK

Note: Measure Level (dBuV/m) = Reading Level (dBuV) + Factor (dB)

Factor (dB) = Cable Loss (dB) + Antenna Factor (dB/m).

Site: AC1	Time: 2015/05/08 - 22:06
Limit: FCC_Part15.209_RE(3m)	Engineer: Roy Cheng
Probe: BBHA9120D_1-18GHz	Polarity: Horizontal
EUT: 802.11ac Dual Band Module	Power: AC 120V/60Hz
Test Mode: Transmit at channel 2462MHz by 802.11g Ant 2	

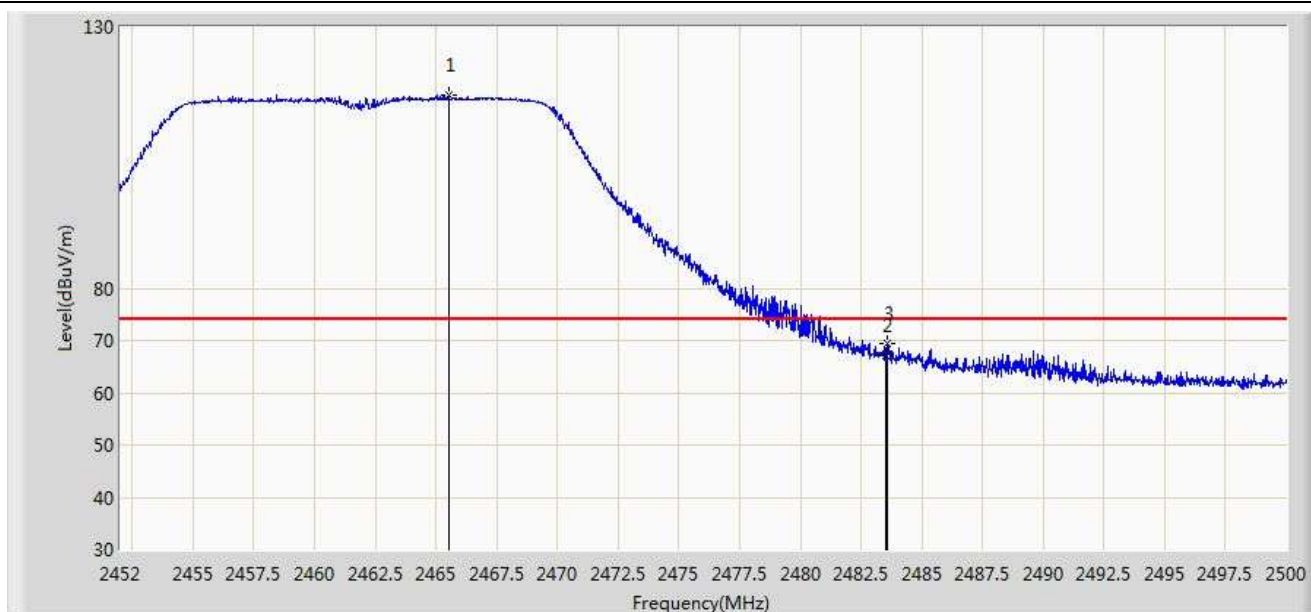


No	Flag	Mark	Frequency (MHz)	Measure Level (dBuV/m)	Reading Level (dBuV)	Over Limit (dB)	Limit (dBuV/m)	Factor (dB)	Type
1		*	2456.968	80.541	49.415	N/A	N/A	31.127	AV
2			2483.500	47.887	16.694	-6.113	54.000	31.194	AV

Note: Measure Level (dBμV/m) = Reading Level (dBμV) + Factor (dB)

Factor (dB) = Cable Loss (dB) + Antenna Factor (dB/m).

Site: AC1	Time: 2015/05/08 - 22:05
Limit: FCC_Part15.209_RE(3m)	Engineer: Roy Cheng
Probe: BBHA9120D_1-18GHz	Polarity: Vertical
EUT: 802.11ac Dual Band Module	Power: AC 120V/60Hz
Test Mode: Transmit at channel 2462MHz by 802.11g Ant 2	

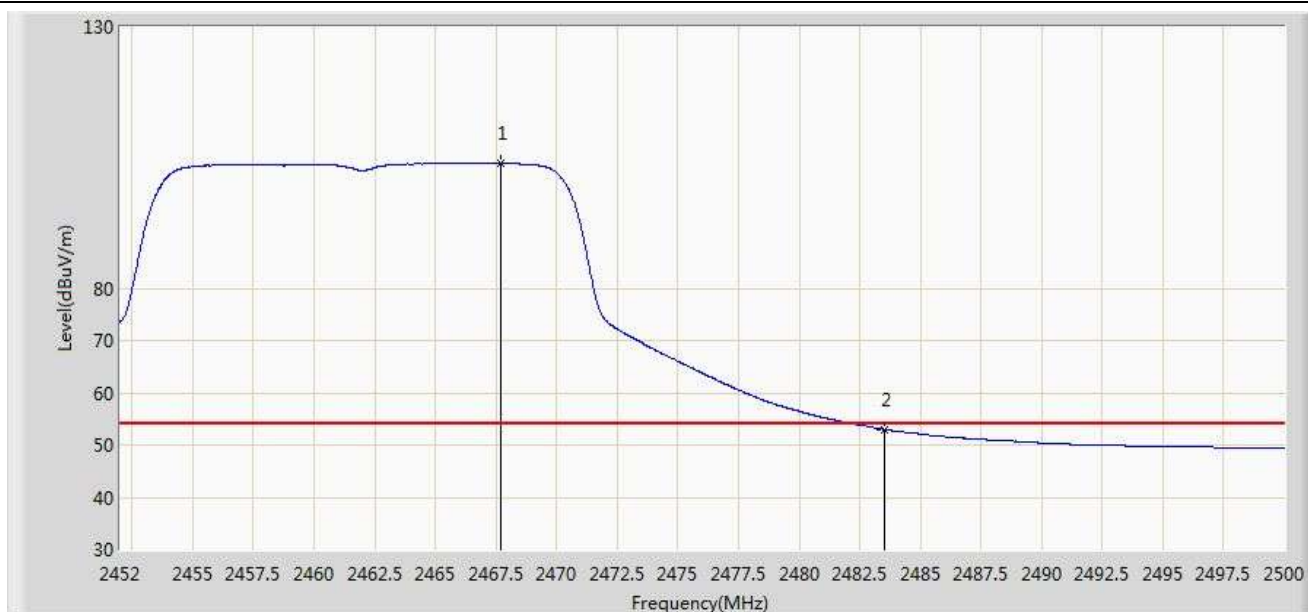


No	Flag	Mark	Frequency (MHz)	Measure Level (dBuV/m)	Reading Level (dBuV)	Over Limit (dB)	Limit (dBuV/m)	Factor (dB)	Type
1		*	2465.512	116.821	85.677	N/A	N/A	31.144	PK
2			2483.500	67.218	36.025	-6.782	74.000	31.194	PK
3			2483.584	69.540	38.346	-4.460	74.000	31.194	PK

Note: Measure Level (dBuV/m) = Reading Level (dBuV) + Factor (dB)

Factor (dB) = Cable Loss (dB) + Antenna Factor (dB/m).

Site: AC1	Time: 2015/05/08 - 22:05
Limit: FCC_Part15.209_RE(3m)	Engineer: Roy Cheng
Probe: BBHA9120D_1-18GHz	Polarity: Vertical
EUT: 802.11ac Dual Band Module	Power: AC 120V/60Hz
Test Mode: Transmit at channel 2462MHz by 802.11g Ant 2	

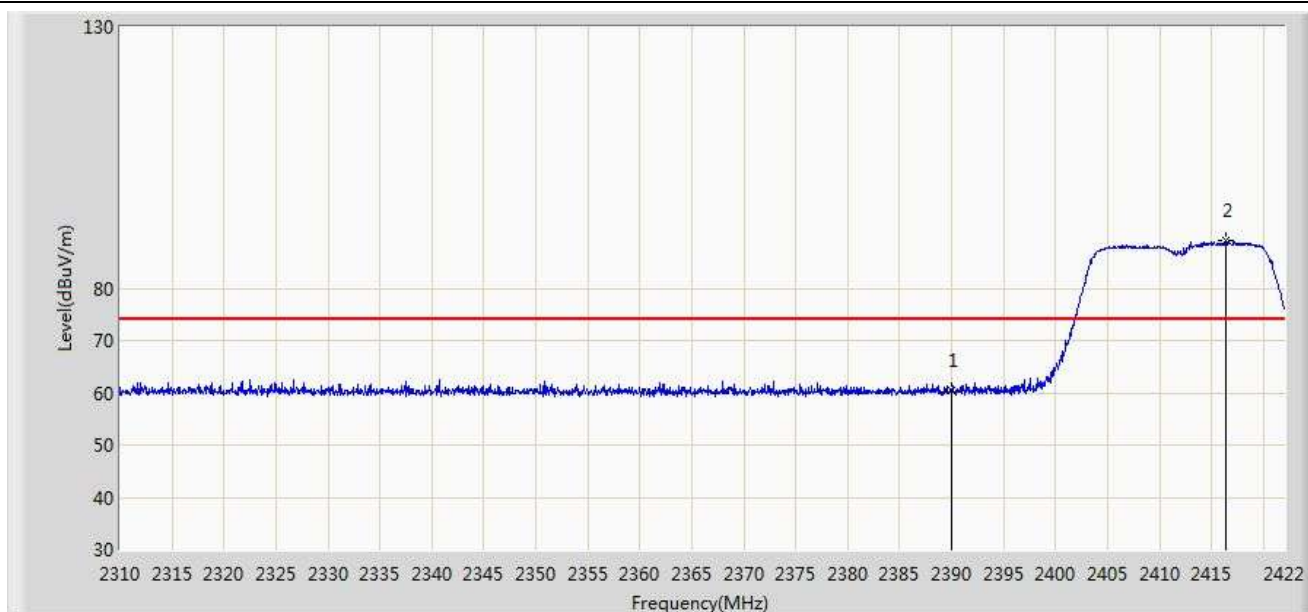


No	Flag	Mark	Frequency (MHz)	Measure Level (dBuV/m)	Reading Level (dBuV)	Over Limit (dB)	Limit (dBuV/m)	Factor (dB)	Type
1		*	2467.720	103.916	72.766	N/A	N/A	31.150	AV
2			2483.500	53.029	21.836	-0.971	54.000	31.194	AV

Note: Measure Level (dBuV/m) = Reading Level (dBuV) + Factor (dB)

Factor (dB) = Cable Loss (dB) + Antenna Factor (dB/m).

Site: AC1	Time: 2015/05/08 - 22:11
Limit: FCC_Part15.209_RE(3m)	Engineer: Roy Cheng
Probe: BBHA9120D_1-18GHz	Polarity: Horizontal
EUT: 802.11ac Dual Band Module	Power: AC 120V/60Hz
Test Mode: Transmit at channel 2412MHz by 802.11n-HT20 Ant 2	

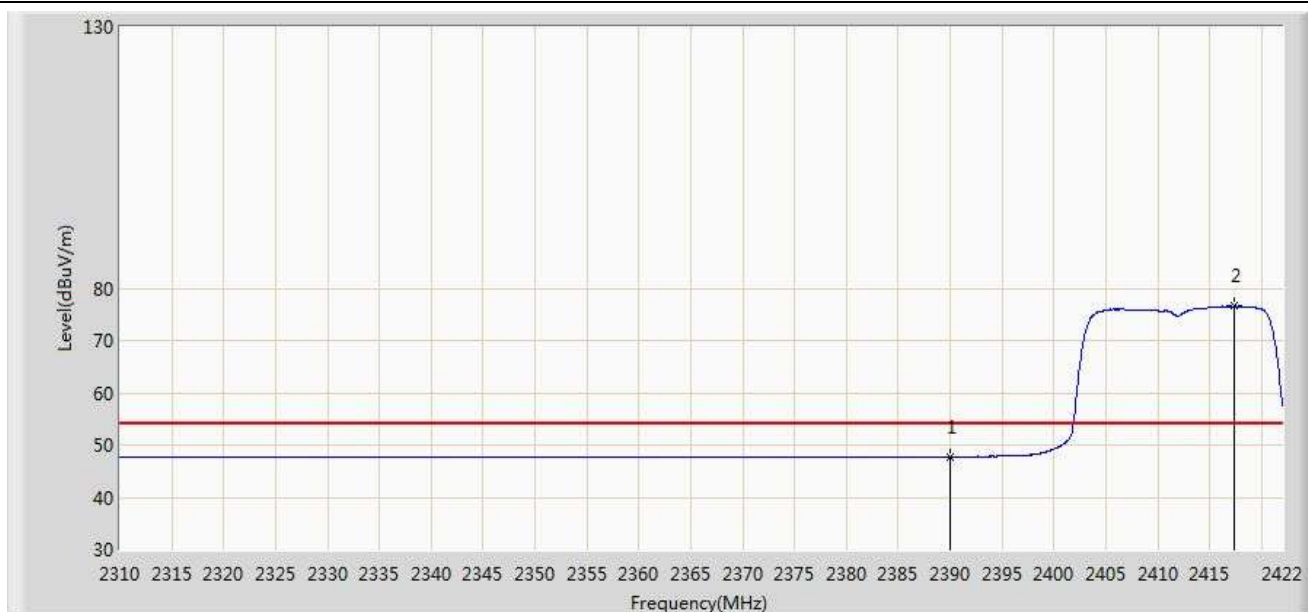


No	Flag	Mark	Frequency (MHz)	Measure Level (dBuV/m)	Reading Level (dBuV)	Over Limit (dB)	Limit (dBuV/m)	Factor (dB)	Type
1			2390.000	60.550	29.347	-13.450	74.000	31.203	PK
2		*	2416.456	89.176	58.014	N/A	N/A	31.162	PK

Note: Measure Level (dBuV/m) = Reading Level (dBuV) + Factor (dB)

Factor (dB) = Cable Loss (dB) + Antenna Factor (dB/m).

Site: AC1	Time: 2015/05/08 - 22:12
Limit: FCC_Part15.209_RE(3m)	Engineer: Roy Cheng
Probe: BBHA9120D_1-18GHz	Polarity: Horizontal
EUT: 802.11ac Dual Band Module	Power: AC 120V/60Hz
Test Mode: Transmit at channel 2412MHz by 802.11n-HT20 Ant 2	

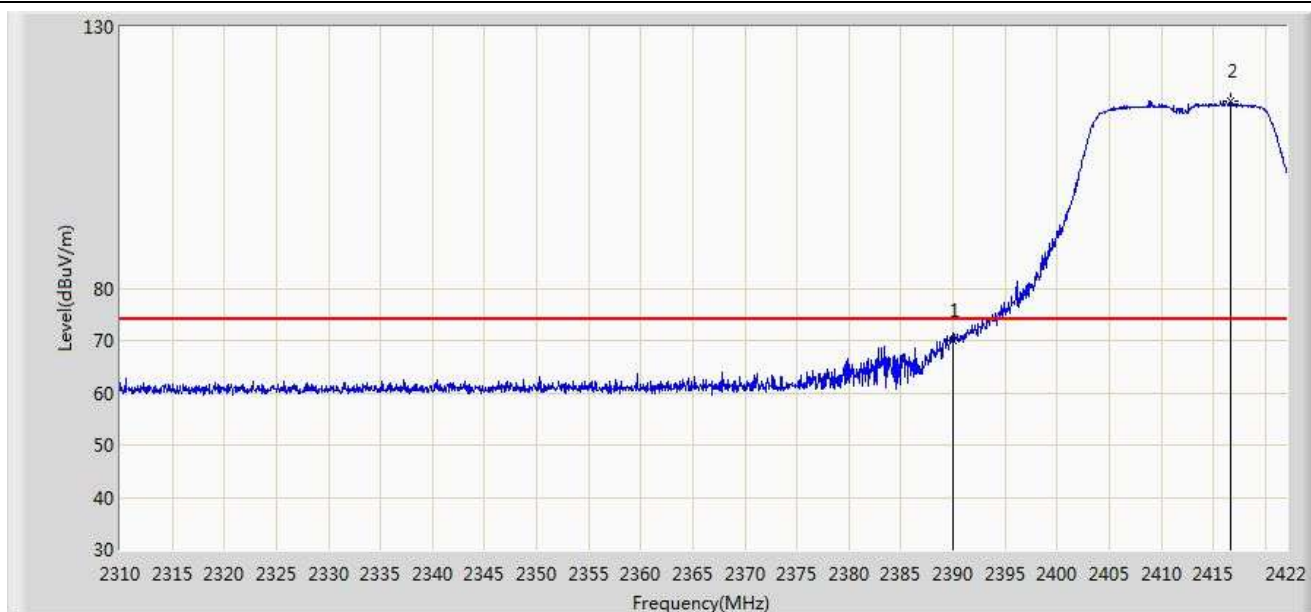


No	Flag	Mark	Frequency (MHz)	Measure Level (dBuV/m)	Reading Level (dBuV)	Over Limit (dB)	Limit (dBuV/m)	Factor (dB)	Type
1			2390.000	47.723	16.520	-6.277	54.000	31.203	AV
2		*	2417.408	76.523	45.363	N/A	N/A	31.160	AV

Note: Measure Level (dBuV/m) = Reading Level (dBuV) + Factor (dB)

Factor (dB) = Cable Loss (dB) + Antenna Factor (dB/m).

Site: AC1	Time: 2015/05/08 - 22:10
Limit: FCC_Part15.209_RE(3m)	Engineer: Roy Cheng
Probe: BBHA9120D_1-18GHz	Polarity: Vertical
EUT: 802.11ac Dual Band Module	Power: AC 120V/60Hz
Test Mode: Transmit at channel 2412MHz by 802.11n-HT20 Ant 2	

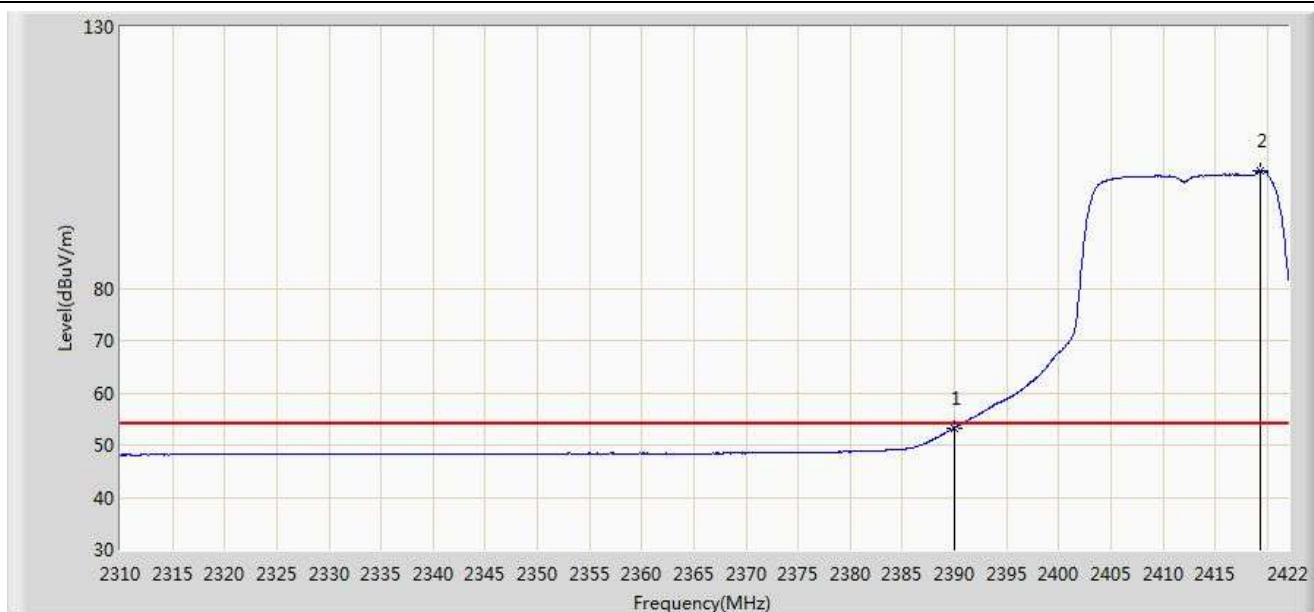


No	Flag	Mark	Frequency (MHz)	Measure Level (dBuV/m)	Reading Level (dBuV)	Over Limit (dB)	Limit (dBuV/m)	Factor (dB)	Type
1			2390.000	70.095	38.892	-3.905	74.000	31.203	PK
2		*	2416.736	115.683	84.522	N/A	N/A	31.162	PK

Note: Measure Level (dBuV/m) = Reading Level (dBuV) + Factor (dB)

Factor (dB) = Cable Loss (dB) + Antenna Factor (dB/m).

Site: AC1	Time: 2015/05/08 - 22:10
Limit: FCC_Part15.209_RE(3m)	Engineer: Roy Cheng
Probe: BBHA9120D_1-18GHz	Polarity: Vertical
EUT: 802.11ac Dual Band Module	Power: AC 120V/60Hz
Test Mode: Transmit at channel 2412MHz by 802.11n-HT20 Ant 2	

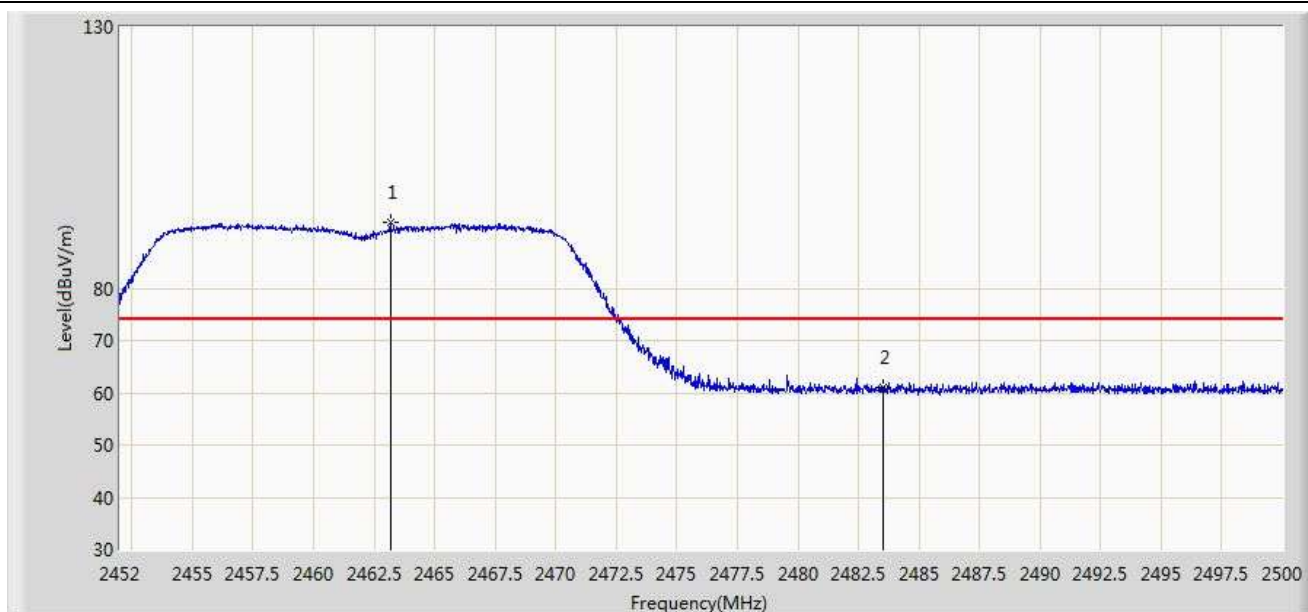


No	Flag	Mark	Frequency (MHz)	Measure Level (dBuV/m)	Reading Level (dBuV)	Over Limit (dB)	Limit (dBuV/m)	Factor (dB)	Type
1			2390.000	53.323	22.120	-0.677	54.000	31.203	AV
2		*	2419.312	102.446	71.289	N/A	N/A	31.157	AV

Note: Measure Level (dBμV/m) = Reading Level (dBμV) + Factor (dB)

Factor (dB) = Cable Loss (dB) + Antenna Factor (dB/m).

Site: AC1	Time: 2015/05/08 - 22:18
Limit: FCC_Part15.209_RE(3m)	Engineer: Roy Cheng
Probe: BBHA9120D_1-18GHz	Polarity: Horizontal
EUT: 802.11ac Dual Band Module	Power: AC 120V/60Hz
Test Mode: Transmit at channel 2462MHz by 802.11n-HT20 Ant 2	

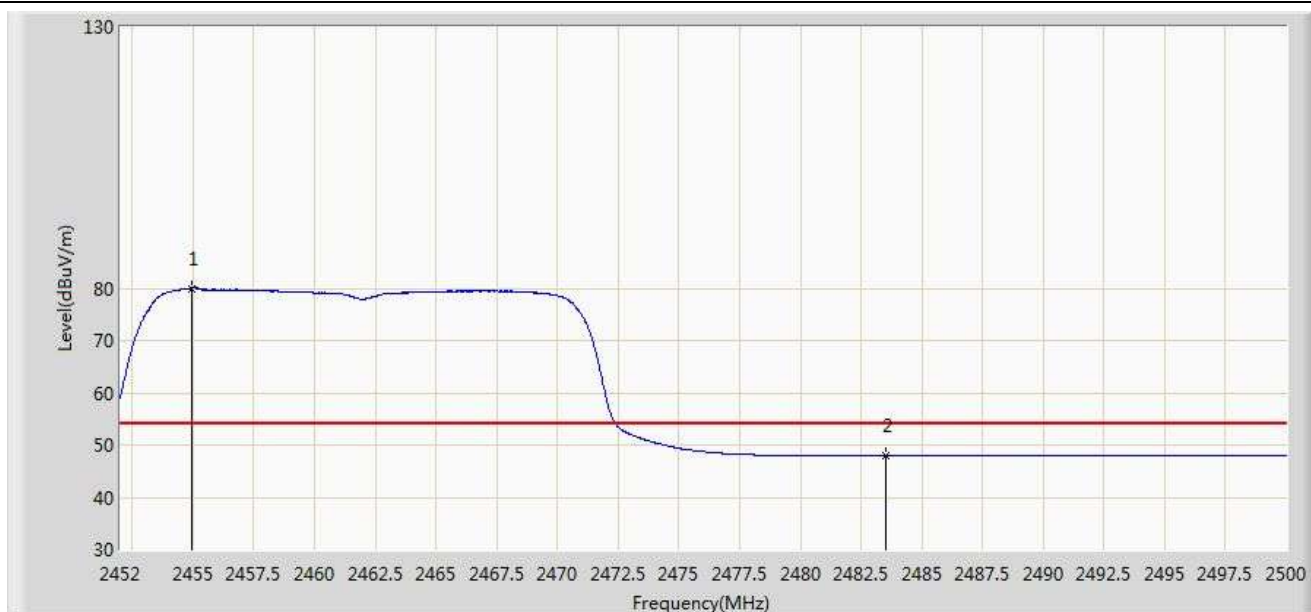


No	Flag	Mark	Frequency (MHz)	Measure Level (dBuV/m)	Reading Level (dBuV)	Over Limit (dB)	Limit (dBuV/m)	Factor (dB)	Type
1		*	2463.160	92.752	61.614	N/A	N/A	31.137	PK
2			2483.500	60.987	29.794	-13.013	74.000	31.194	PK

Note: Measure Level (dBuV/m) = Reading Level (dBuV) + Factor (dB)

Factor (dB) = Cable Loss (dB) + Antenna Factor (dB/m).

Site: AC1	Time: 2015/05/08 - 22:19
Limit: FCC_Part15.209_RE(3m)	Engineer: Roy Cheng
Probe: BBHA9120D_1-18GHz	Polarity: Horizontal
EUT: 802.11ac Dual Band Module	Power: AC 120V/60Hz
Test Mode: Transmit at channel 2462MHz by 802.11n-HT20 Ant 2	

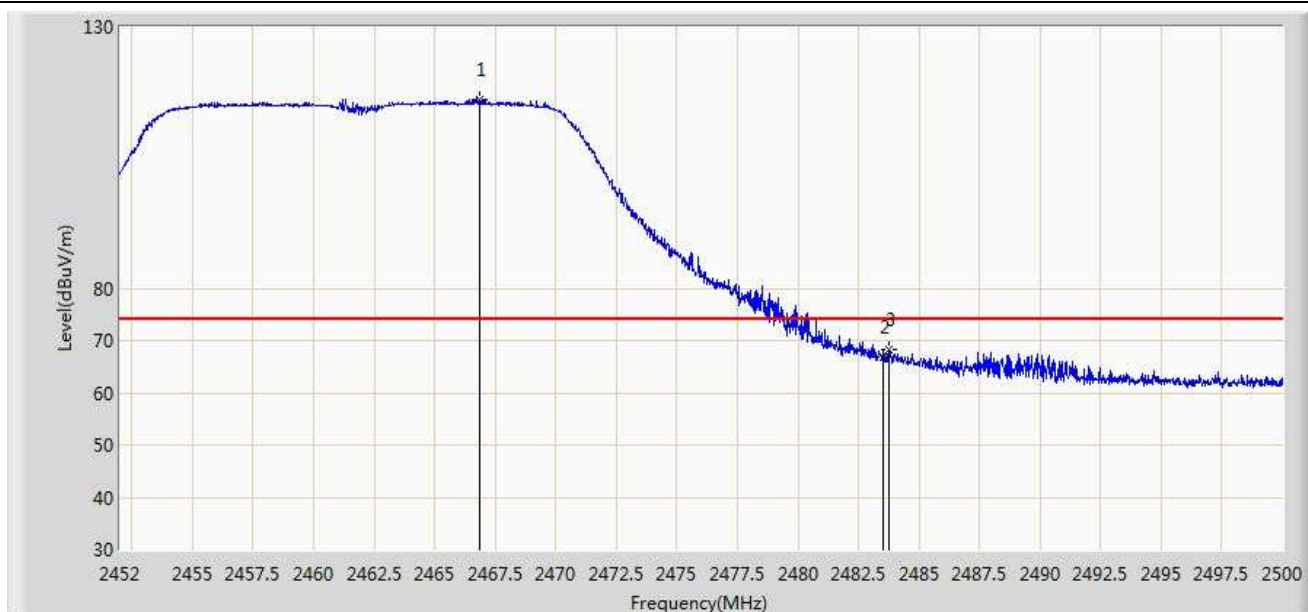


No	Flag	Mark	Frequency (MHz)	Measure Level (dBuV/m)	Reading Level (dBuV)	Over Limit (dB)	Limit (dBuV/m)	Factor (dB)	Type
1		*	2454.952	79.994	48.871	N/A	N/A	31.123	AV
2			2483.500	47.904	16.711	-6.096	54.000	31.194	AV

Note: Measure Level (dBuV/m) = Reading Level (dBuV) + Factor (dB)

Factor (dB) = Cable Loss (dB) + Antenna Factor (dB/m).

Site: AC1	Time: 2015/05/08 - 22:18
Limit: FCC_Part15.209_RE(3m)	Engineer: Roy Cheng
Probe: BBHA9120D_1-18GHz	Polarity: Vertical
EUT: 802.11ac Dual Band Module	Power: AC 120V/60Hz
Test Mode: Transmit at channel 2462MHz by 802.11n-HT20 Ant 2	

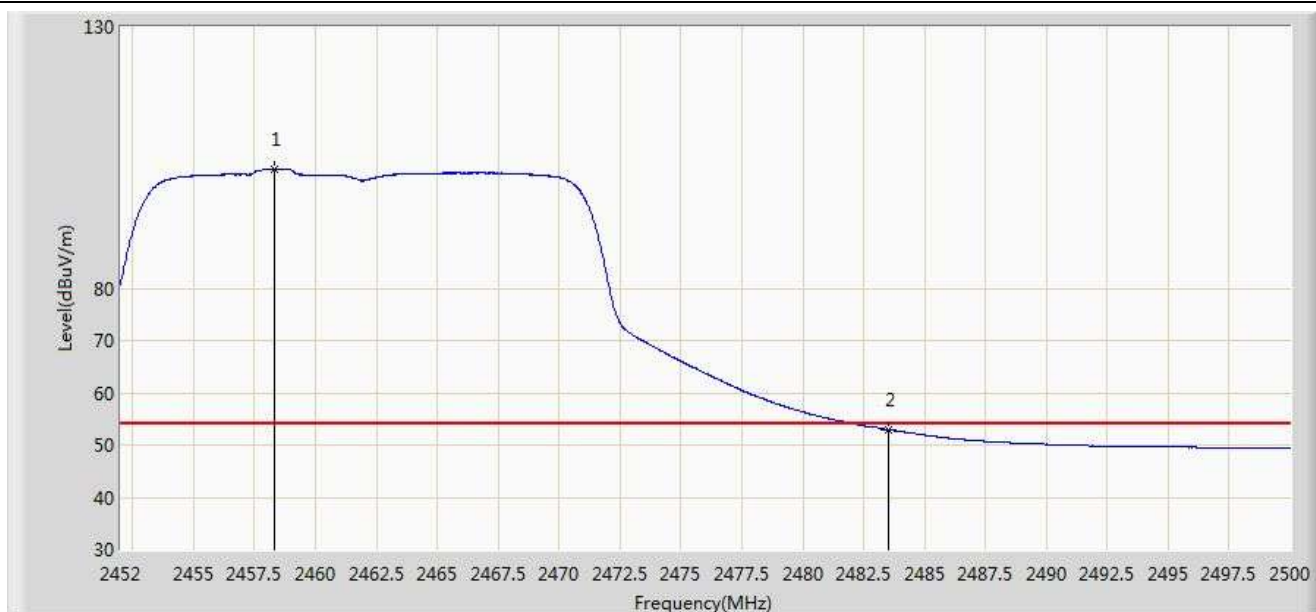


No	Flag	Mark	Frequency (MHz)	Measure Level (dBuV/m)	Reading Level (dBuV)	Over Limit (dB)	Limit (dBuV/m)	Factor (dB)	Type
1		*	2466.832	116.187	85.040	N/A	N/A	31.147	PK
2			2483.500	66.770	35.577	-7.230	74.000	31.194	PK
3			2483.776	68.198	37.004	-5.802	74.000	31.194	PK

Note: Measure Level (dBuV/m) = Reading Level (dBuV) + Factor (dB)

Factor (dB) = Cable Loss (dB) + Antenna Factor (dB/m).

Site: AC1	Time: 2015/05/08 - 22:17
Limit: FCC_Part15.209_RE(3m)	Engineer: Roy Cheng
Probe: BBHA9120D_1-18GHz	Polarity: Vertical
EUT: 802.11ac Dual Band Module	Power: AC 120V/60Hz
Test Mode: Transmit at channel 2462MHz by 802.11n-HT20 Ant 2	

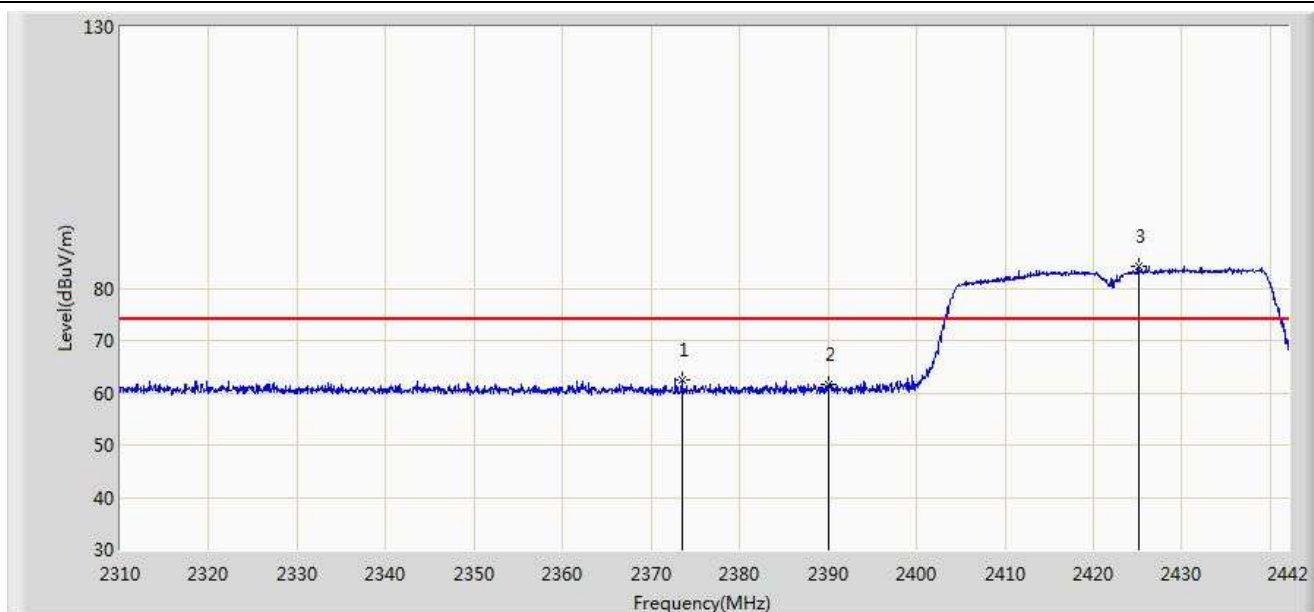


No	Flag	Mark	Frequency (MHz)	Measure Level (dBuV/m)	Reading Level (dBuV)	Over Limit (dB)	Limit (dBuV/m)	Factor (dB)	Type
1		*	2458.312	102.680	71.551	N/A	N/A	31.129	AV
2			2483.500	52.952	21.759	-1.048	54.000	31.194	AV

Note: Measure Level (dBuV/m) = Reading Level (dBuV) + Factor (dB)

Factor (dB) = Cable Loss (dB) + Antenna Factor (dB/m).

Site: AC1	Time: 2015/05/08 - 22:28
Limit: FCC_Part15.209_RE(3m)	Engineer: Roy Cheng
Probe: BBHA9120D_1-18GHz	Polarity: Horizontal
EUT: 802.11ac Dual Band Module	Power: AC 120V/60Hz
Test Mode: Transmit at channel 2422MHz by 802.11n-HT40 Ant 2	

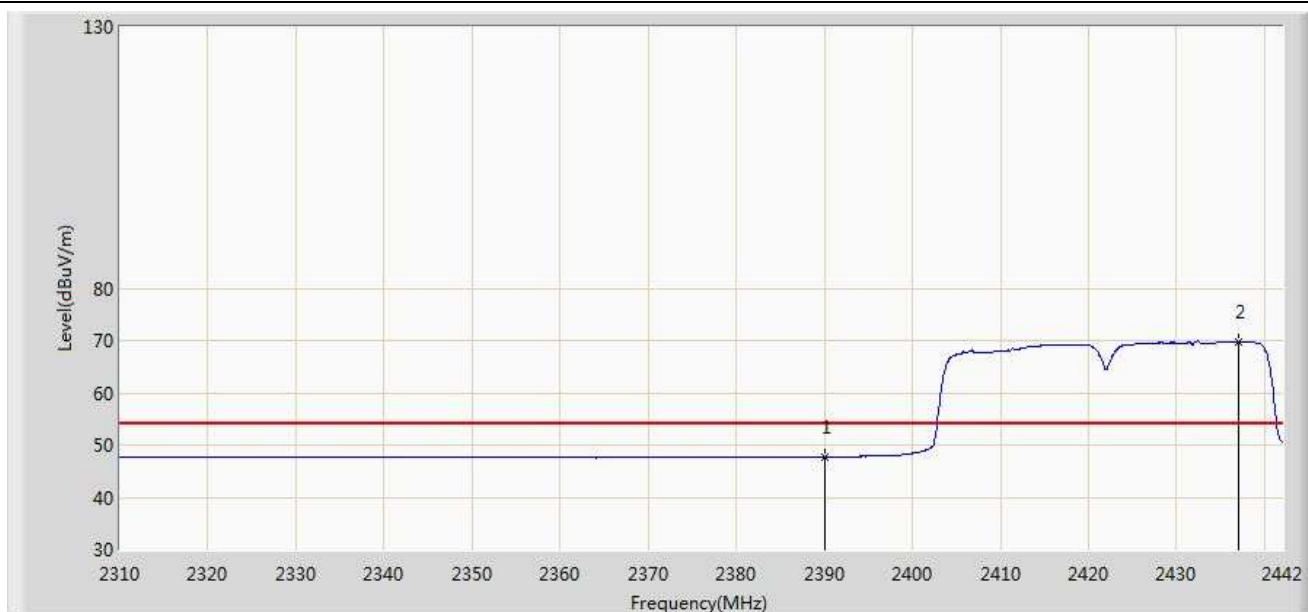


No	Flag	Mark	Frequency (MHz)	Measure Level (dBuV/m)	Reading Level (dBuV)	Over Limit (dB)	Limit (dBuV/m)	Factor (dB)	Type
1			2373.492	62.503	31.270	-11.497	74.000	31.234	PK
2			2390.000	61.469	30.266	-12.531	74.000	31.203	PK
3		*	2425.104	84.227	53.080	N/A	N/A	31.147	PK

Note: Measure Level (dBuV/m) = Reading Level (dBuV) + Factor (dB)

Factor (dB) = Cable Loss (dB) + Antenna Factor (dB/m).

Site: AC1	Time: 2015/05/08 - 22:29
Limit: FCC_Part15.209_RE(3m)	Engineer: Roy Cheng
Probe: BBHA9120D_1-18GHz	Polarity: Horizontal
EUT: 802.11ac Dual Band Module	Power: AC 120V/60Hz
Test Mode: Transmit at channel 2422MHz by 802.11n-HT40 Ant 2	

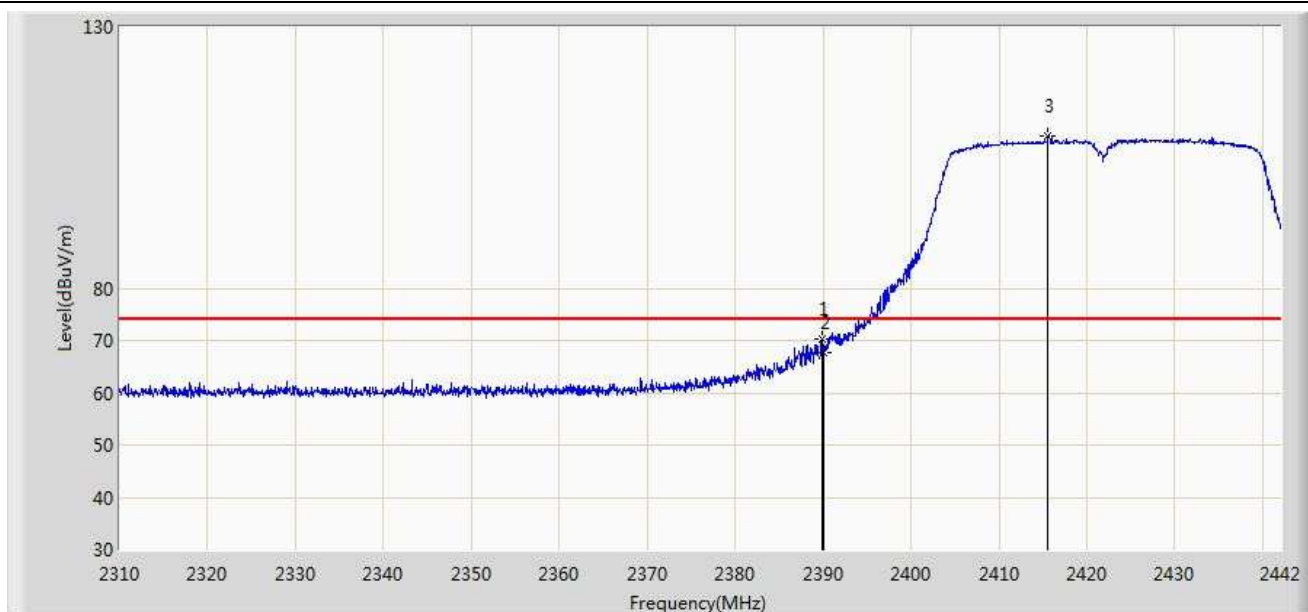


No	Flag	Mark	Frequency (MHz)	Measure Level (dBuV/m)	Reading Level (dBuV)	Over Limit (dB)	Limit (dBuV/m)	Factor (dB)	Type
1			2390.000	47.721	16.518	-6.279	54.000	31.203	AV
2		*	2436.984	69.665	38.541	N/A	N/A	31.124	AV

Note: Measure Level (dBμV/m) = Reading Level (dBμV) + Factor (dB)

Factor (dB) = Cable Loss (dB) + Antenna Factor (dB/m).

Site: AC1	Time: 2015/05/08 - 22:27
Limit: FCC_Part15.209_RE(3m)	Engineer: Roy Cheng
Probe: BBHA9120D_1-18GHz	Polarity: Vertical
EUT: 802.11ac Dual Band Module	Power: AC 120V/60Hz
Test Mode: Transmit at channel 2422MHz by 802.11n-HT40 Ant 2	

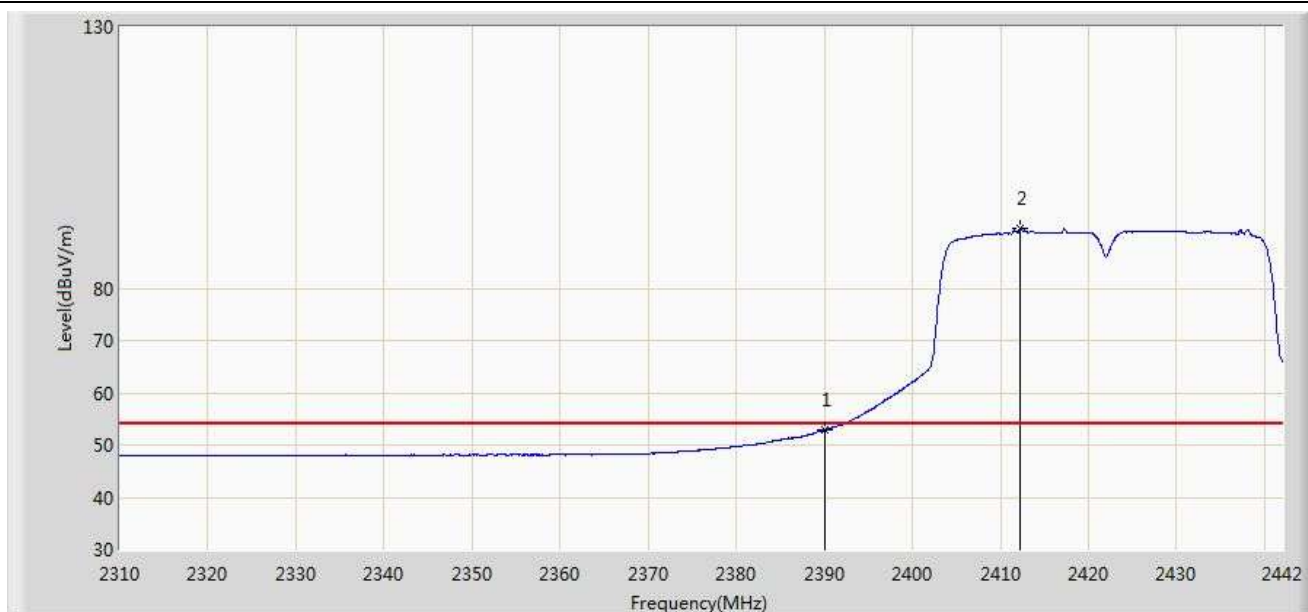


No	Flag	Mark	Frequency (MHz)	Measure Level (dBuV/m)	Reading Level (dBuV)	Over Limit (dB)	Limit (dBuV/m)	Factor (dB)	Type
1			2389.926	70.314	39.111	-3.686	74.000	31.203	PK
2			2390.000	67.726	36.523	-6.274	74.000	31.203	PK
3		*	2415.600	109.228	78.065	N/A	N/A	31.163	PK

Note: Measure Level (dBuV/m) = Reading Level (dBuV) + Factor (dB)

Factor (dB) = Cable Loss (dB) + Antenna Factor (dB/m).

Site: AC1	Time: 2015/05/08 - 22:27
Limit: FCC_Part15.209_RE(3m)	Engineer: Roy Cheng
Probe: BBHA9120D_1-18GHz	Polarity: Vertical
EUT: 802.11ac Dual Band Module	Power: AC 120V/60Hz
Test Mode: Transmit at channel 2422MHz by 802.11n-HT40 Ant 2	

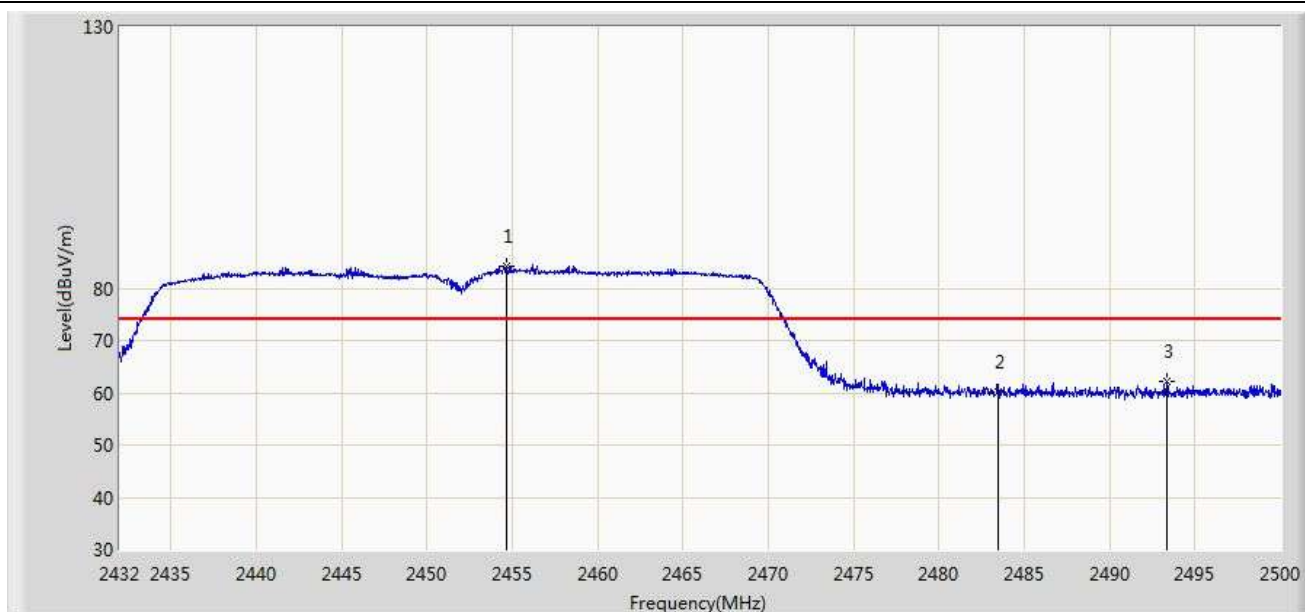


No	Flag	Mark	Frequency (MHz)	Measure Level (dBuV/m)	Reading Level (dBuV)	Over Limit (dB)	Limit (dBuV/m)	Factor (dB)	Type
1			2390.000	52.841	21.638	-1.159	54.000	31.203	AV
2		*	2412.300	91.338	60.169	N/A	N/A	31.169	AV

Note: Measure Level (dBμV/m) = Reading Level (dBμV) + Factor (dB)

Factor (dB) = Cable Loss (dB) + Antenna Factor (dB/m).

Site: AC1	Time: 2015/05/08 - 22:35
Limit: FCC_Part15.209_RE(3m)	Engineer: Roy Cheng
Probe: BBHA9120D_1-18GHz	Polarity: Horizontal
EUT: 802.11ac Dual Band Module	Power: AC 120V/60Hz
Test Mode: Transmit at channel 2452MHz by 802.11n-HT40 Ant 2	

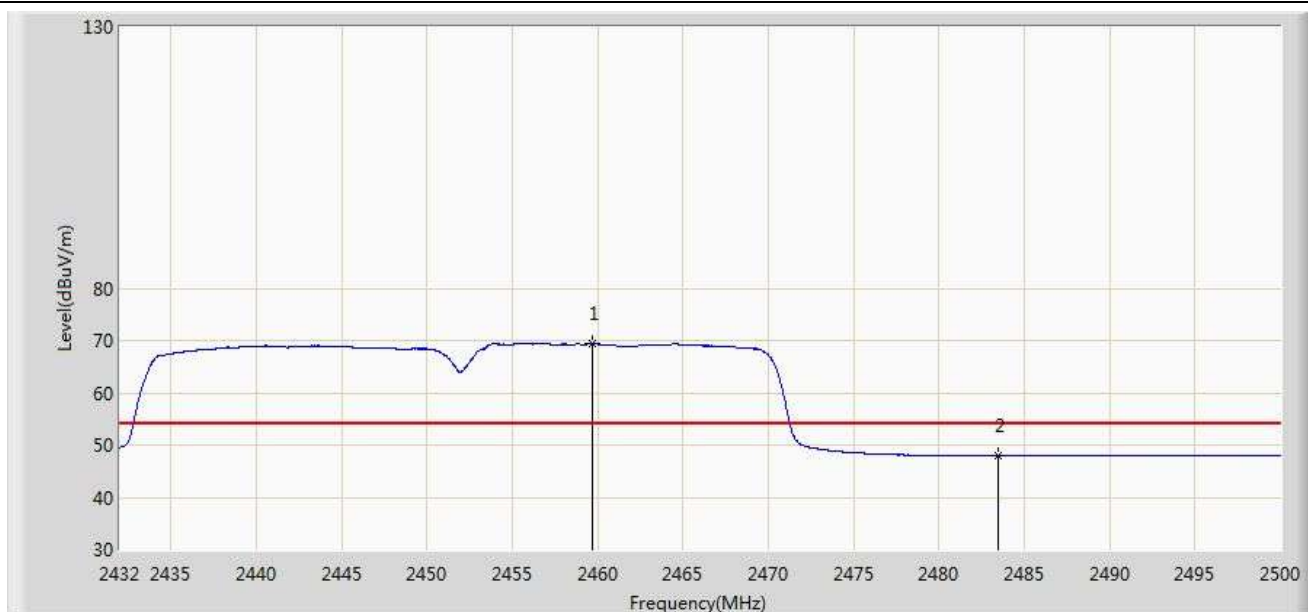


No	Flag	Mark	Frequency (MHz)	Measure Level (dBuV/m)	Reading Level (dBuV)	Over Limit (dB)	Limit (dBuV/m)	Factor (dB)	Type
1		*	2454.644	84.341	53.219	N/A	N/A	31.123	PK
2			2483.500	60.007	28.814	-13.993	74.000	31.194	PK
3			2493.370	62.179	30.960	-11.821	74.000	31.219	PK

Note: Measure Level (dBuV/m) = Reading Level (dBuV) + Factor (dB)

Factor (dB) = Cable Loss (dB) + Antenna Factor (dB/m).

Site: AC1	Time: 2015/05/08 - 22:36
Limit: FCC_Part15.209_RE(3m)	Engineer: Roy Cheng
Probe: BBHA9120D_1-18GHz	Polarity: Horizontal
EUT: 802.11ac Dual Band Module	Power: AC 120V/60Hz
Test Mode: Transmit at channel 2452MHz by 802.11n-HT40 Ant 2	



No	Flag	Mark	Frequency (MHz)	Measure Level (dBuV/m)	Reading Level (dBuV)	Over Limit (dB)	Limit (dBuV/m)	Factor (dB)	Type
1		*	2459.676	69.506	38.375	N/A	N/A	31.131	AV
2			2483.500	47.897	16.704	-6.103	54.000	31.194	AV

Note: Measure Level (dBuV/m) = Reading Level (dBuV) + Factor (dB)

Factor (dB) = Cable Loss (dB) + Antenna Factor (dB/m).

Site: AC1	Time: 2015/05/08 - 22:35
Limit: FCC_Part15.209_RE(3m)	Engineer: Roy Cheng
Probe: BBHA9120D_1-18GHz	Polarity: Vertical
EUT: 802.11ac Dual Band Module	Power: AC 120V/60Hz
Test Mode: Transmit at channel 2452MHz by 802.11n-HT40 Ant 2	

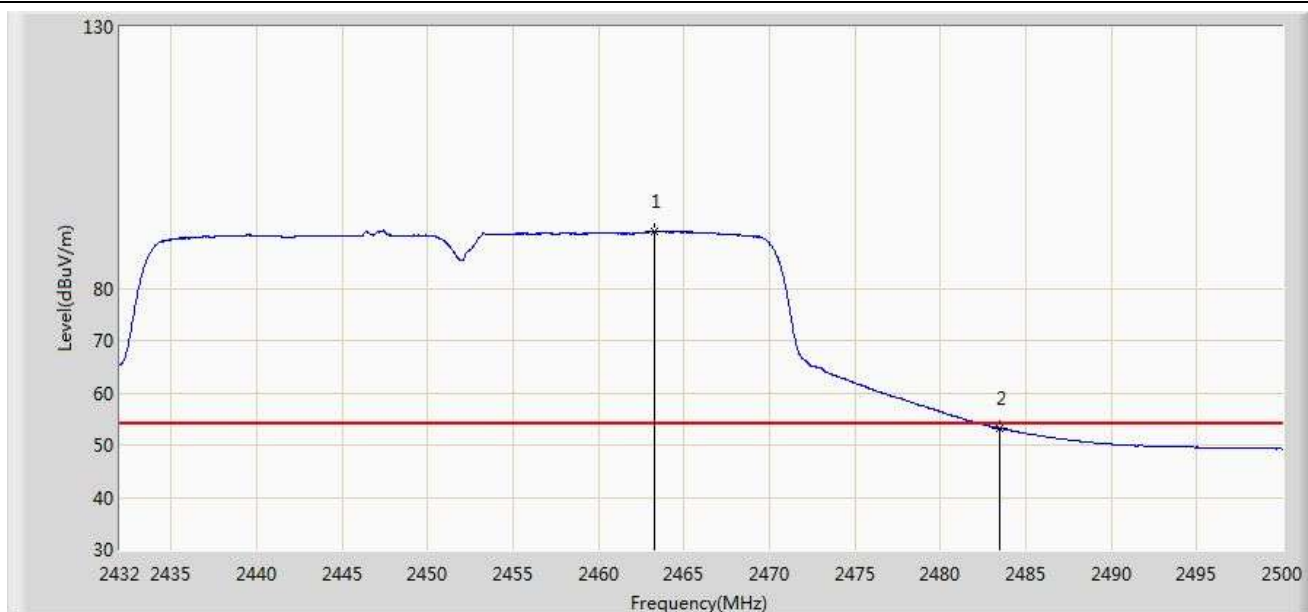


No	Flag	Mark	Frequency (MHz)	Measure Level (dBuV/m)	Reading Level (dBuV)	Over Limit (dB)	Limit (dBuV/m)	Factor (dB)	Type
1		*	2462.124	109.067	77.931	N/A	N/A	31.135	PK
2			2483.500	68.452	37.259	-5.548	74.000	31.194	PK
3			2484.020	71.445	40.250	-2.555	74.000	31.195	PK

Note: Measure Level (dBuV/m) = Reading Level (dBuV) + Factor (dB)

Factor (dB) = Cable Loss (dB) + Antenna Factor (dB/m).

Site: AC1	Time: 2015/05/08 - 22:34
Limit: FCC_Part15.209_RE(3m)	Engineer: Roy Cheng
Probe: BBHA9120D_1-18GHz	Polarity: Vertical
EUT: 802.11ac Dual Band Module	Power: AC 120V/60Hz
Test Mode: Transmit at channel 2452MHz by 802.11n-HT40 Ant 2	

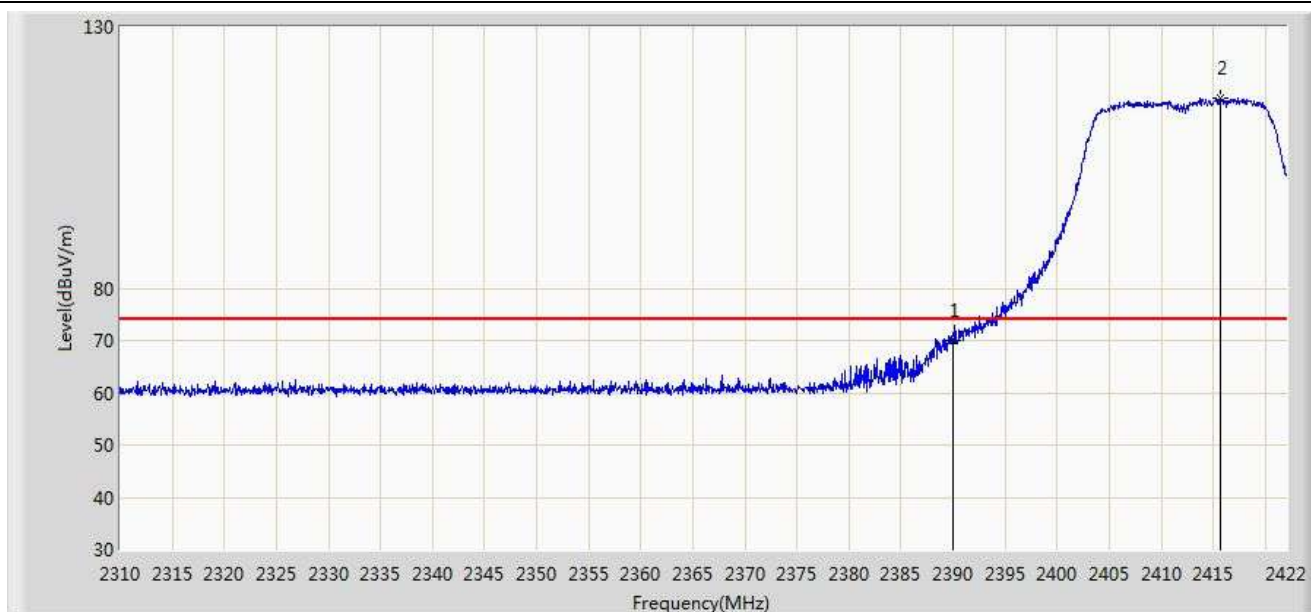


No	Flag	Mark	Frequency (MHz)	Measure Level (dBuV/m)	Reading Level (dBuV)	Over Limit (dB)	Limit (dBuV/m)	Factor (dB)	Type
1		*	2463.280	90.815	59.677	N/A	N/A	31.138	AV
2			2483.500	53.193	22.000	-0.807	54.000	31.194	AV

Note: Measure Level (dBuV/m) = Reading Level (dBuV) + Factor (dB)

Factor (dB) = Cable Loss (dB) + Antenna Factor (dB/m).

Site: AC1	Time: 2015/05/08 - 23:09
Limit: FCC_Part15.209_RE(3m)	Engineer: Roy Cheng
Probe: BBHA9120D_1-18GHz	Polarity: Horizontal
EUT: 802.11ac Dual Band Module	Power: AC 120V/60Hz
Test Mode: Transmit at channel 2412MHz by 802.11n-HT20 Ant 0+1	

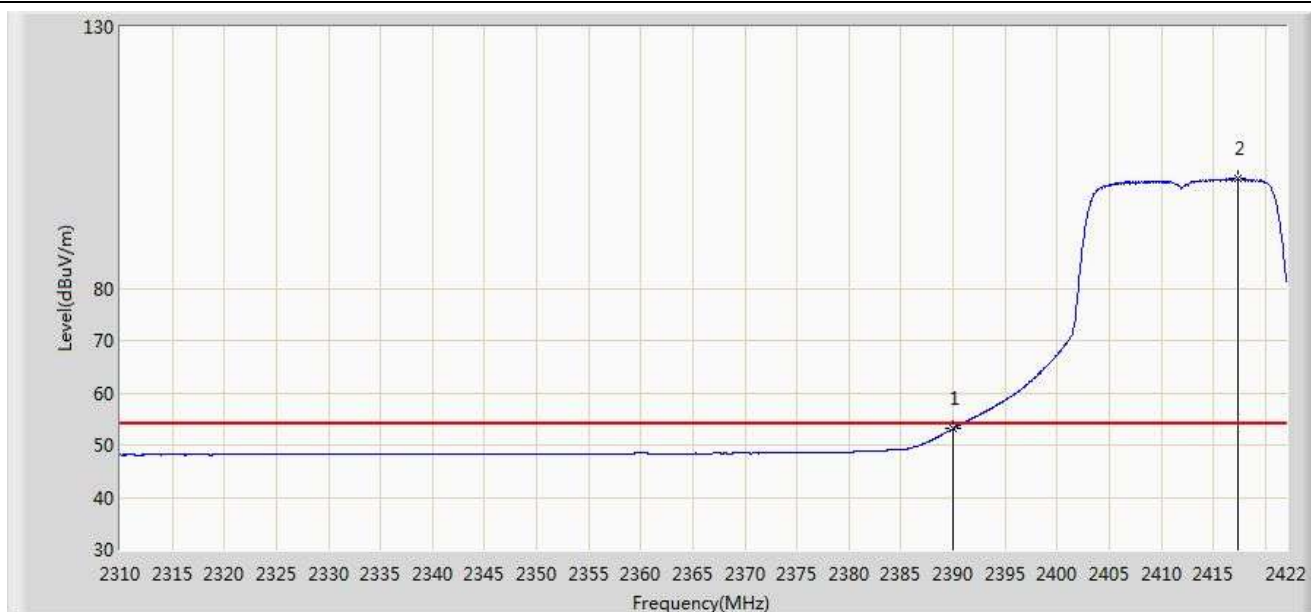


No	Flag	Mark	Frequency (MHz)	Measure Level (dBuV/m)	Reading Level (dBuV)	Over Limit (dB)	Limit (dBuV/m)	Factor (dB)	Type
1			2390.000	70.014	38.811	-3.986	74.000	31.203	PK
2		*	2415.616	116.283	85.120	N/A	N/A	31.163	PK

Note: Measure Level (dBμV/m) = Reading Level (dBμV) + Factor (dB)

Factor (dB) = Cable Loss (dB) + Antenna Factor (dB/m).

Site: AC1	Time: 2015/05/08 - 23:09
Limit: FCC_Part15.209_RE(3m)	Engineer: Roy Cheng
Probe: BBHA9120D_1-18GHz	Polarity: Horizontal
EUT: 802.11ac Dual Band Module	Power: AC 120V/60Hz
Test Mode: Transmit at channel 2412MHz by 802.11n-HT20 Ant 0+1	

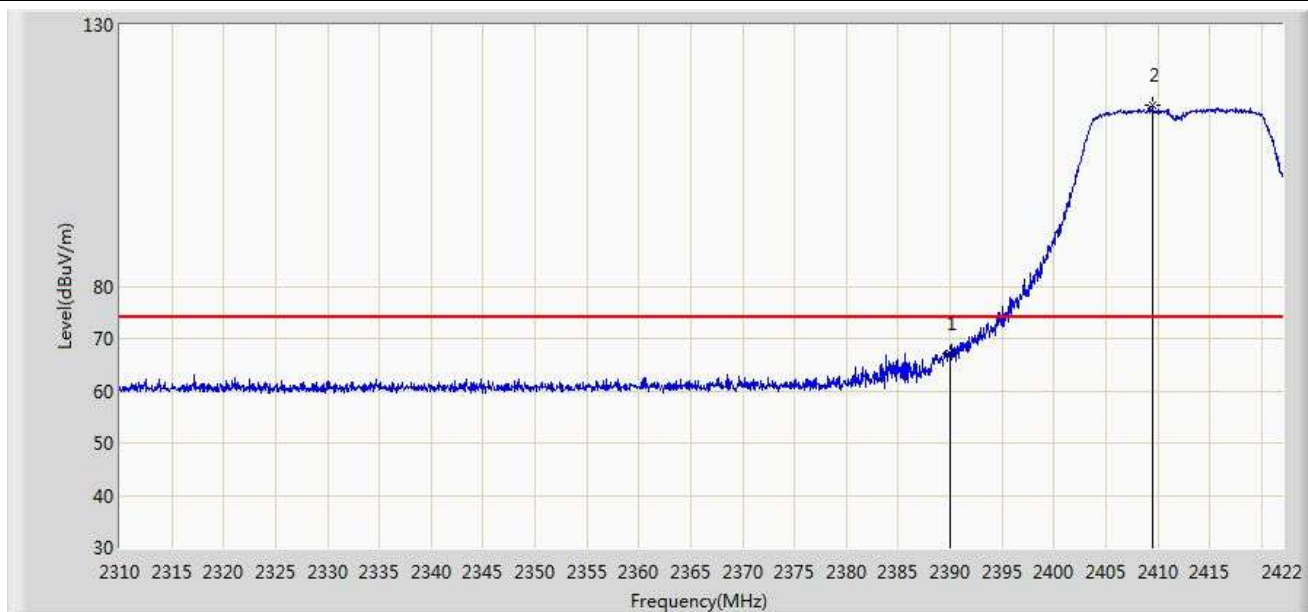


No	Flag	Mark	Frequency (MHz)	Measure Level (dBuV/m)	Reading Level (dBuV)	Over Limit (dB)	Limit (dBuV/m)	Factor (dB)	Type
1			2390.000	53.106	21.903	-0.894	54.000	31.203	AV
2		*	2417.408	100.935	69.775	N/A	N/A	31.160	AV

Note: Measure Level (dBμV/m) = Reading Level (dBμV) + Factor (dB)

Factor (dB) = Cable Loss (dB) + Antenna Factor (dB/m).

Site: AC1	Time: 2015/05/08 - 23:10
Limit: FCC_Part15.209_RE(3m)	Engineer: Roy Cheng
Probe: BBHA9120D_1-18GHz	Polarity: Vertical
EUT: 802.11ac Dual Band Module	Power: AC 120V/60Hz
Test Mode: Transmit at channel 2412MHz by 802.11n-HT20 Ant 0+1	

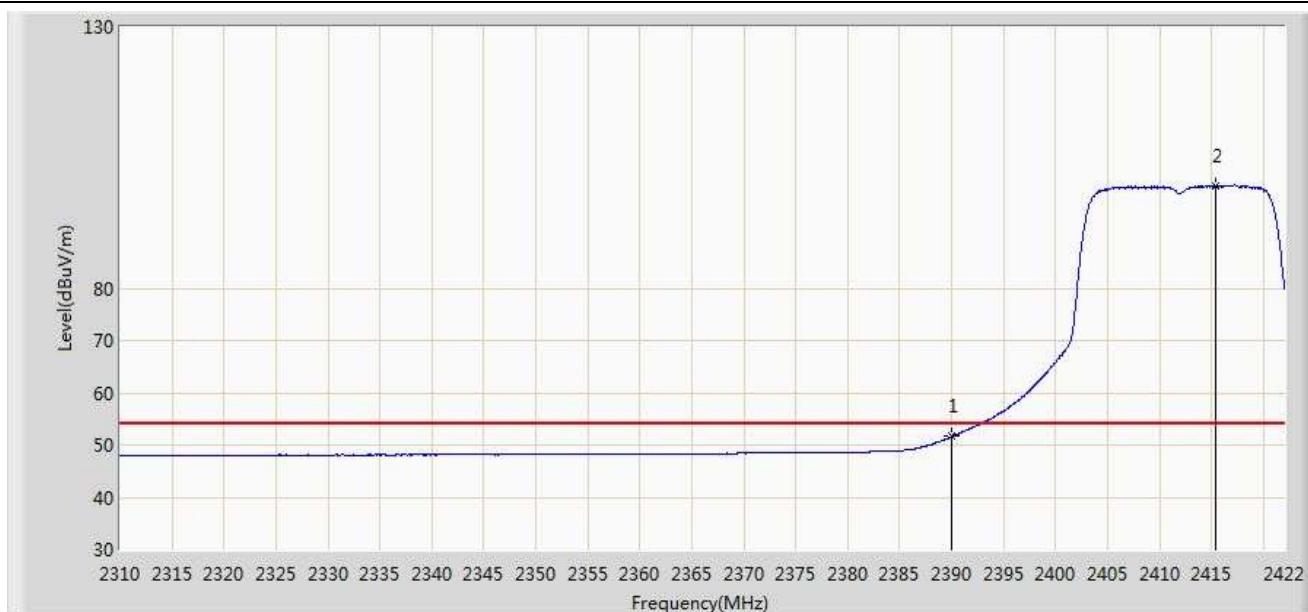


No	Flag	Mark	Frequency (MHz)	Measure Level (dBuV/m)	Reading Level (dBuV)	Over Limit (dB)	Limit (dBuV/m)	Factor (dB)	Type
1			2390.000	67.104	35.901	-6.896	74.000	31.203	PK
2		*	2409.512	114.732	83.559	N/A	N/A	31.173	PK

Note: Measure Level (dBuV/m) = Reading Level (dBuV) + Factor (dB)

Factor (dB) = Cable Loss (dB) + Antenna Factor (dB/m).

Site: AC1	Time: 2015/05/08 - 23:11
Limit: FCC_Part15.209_RE(3m)	Engineer: Roy Cheng
Probe: BBHA9120D_1-18GHz	Polarity: Vertical
EUT: 802.11ac Dual Band Module	Power: AC 120V/60Hz
Test Mode: Transmit at channel 2412MHz by 802.11n-HT20 Ant 0+1	

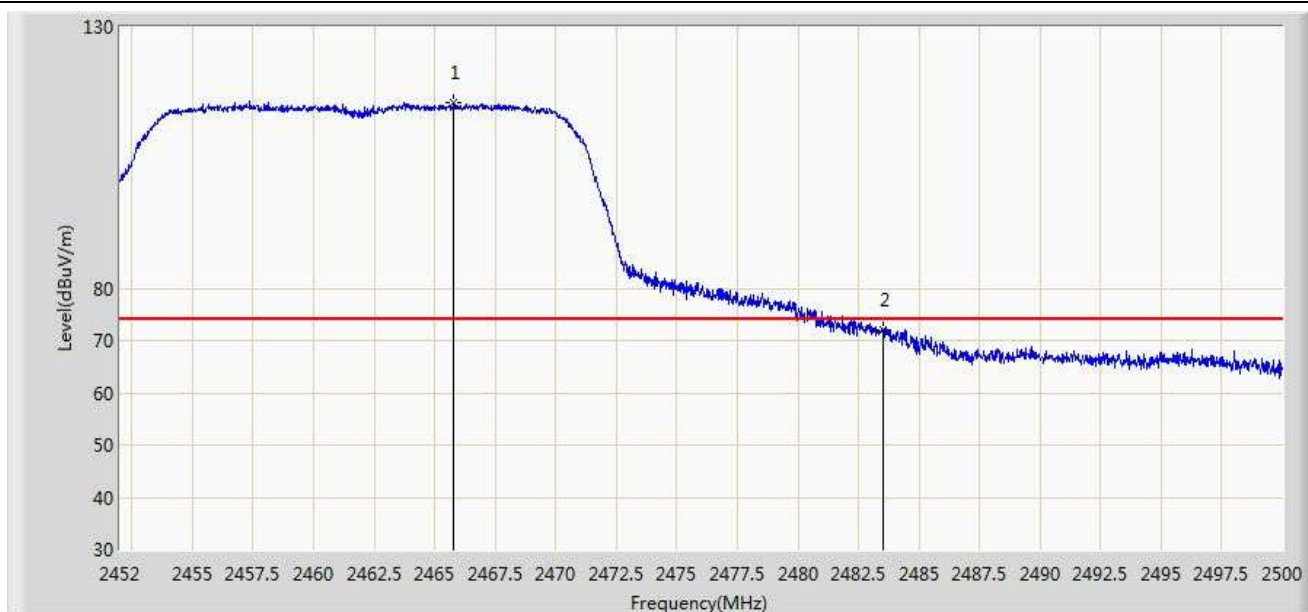


No	Flag	Mark	Frequency (MHz)	Measure Level (dBuV/m)	Reading Level (dBuV)	Over Limit (dB)	Limit (dBuV/m)	Factor (dB)	Type
1			2390.000	51.629	20.426	-2.371	54.000	31.203	AV
2		*	2415.336	99.569	68.405	N/A	N/A	31.164	AV

Note: Measure Level (dBμV/m) = Reading Level (dBμV) + Factor (dB)

Factor (dB) = Cable Loss (dB) + Antenna Factor (dB/m).

Site: AC1	Time: 2015/05/17 - 01:55
Limit: FCC_Part15.209_RE(3m)	Engineer: Roy Cheng
Probe: BBHA9120D_1-18GHz	Polarity: Horizontal
EUT: 802.11ac Dual Band Module	Power: AC 120V/60Hz
Test Mode: Transmit at channel 2462MHz by 802.11n-HT20 Ant 0+1	

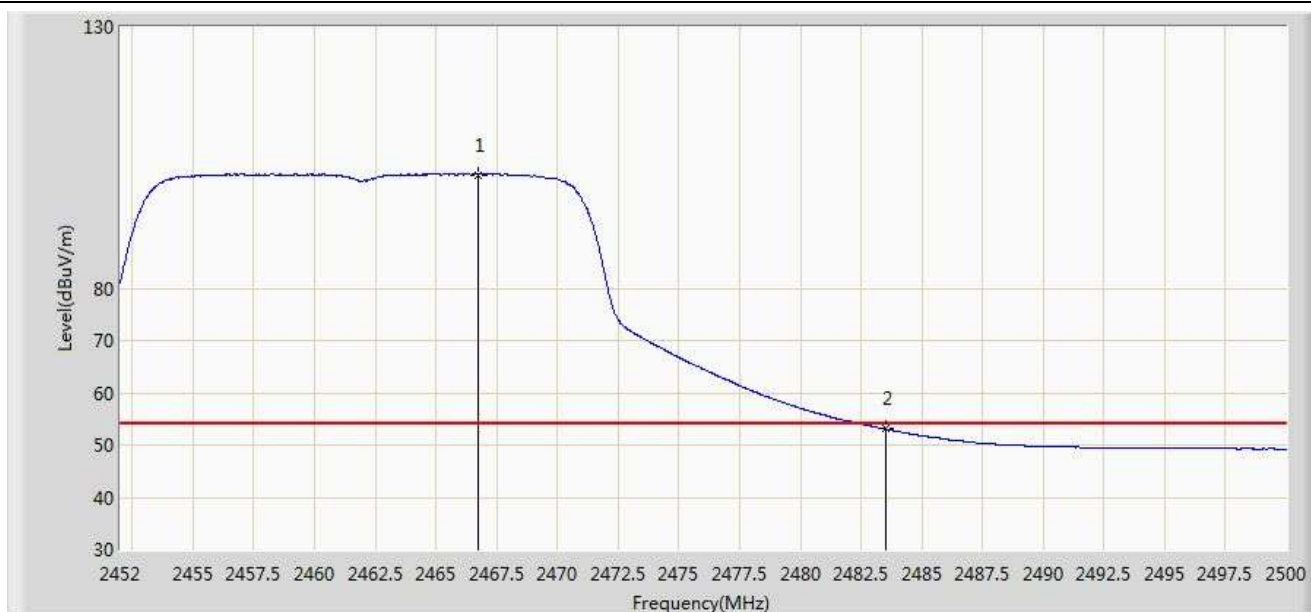


No	Flag	Mark	Frequency (MHz)	Measure Level (dBuV/m)	Reading Level (dBuV)	Over Limit (dB)	Limit (dBuV/m)	Factor (dB)	Type
1		*	2465.776	115.439	84.294	N/A	N/A	31.145	PK
2			2483.500	71.889	40.695	-2.111	74.000	31.194	PK

Note: Measure Level (dBμV/m) = Reading Level (dBμV) + Factor (dB)

Factor (dB) = Cable Loss (dB) + Antenna Factor (dB/m).

Site: AC1	Time: 2015/05/08 - 23:15
Limit: FCC_Part15.209_RE(3m)	Engineer: Roy Cheng
Probe: BBHA9120D_1-18GHz	Polarity: Horizontal
EUT: 802.11ac Dual Band Module	Power: AC 120V/60Hz
Test Mode: Transmit at channel 2462MHz by 802.11n-HT20 Ant 0+1	

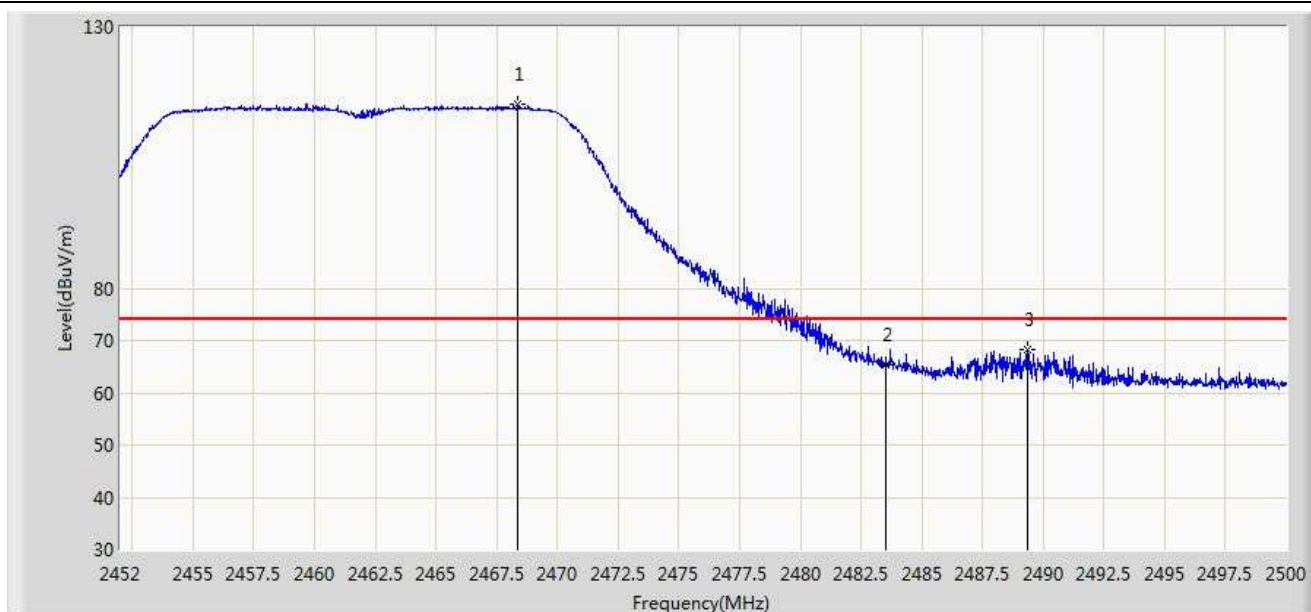


No	Flag	Mark	Frequency (MHz)	Measure Level (dBuV/m)	Reading Level (dBuV)	Over Limit (dB)	Limit (dBuV/m)	Factor (dB)	Type
1		*	2466.760	101.722	70.575	N/A	N/A	31.147	AV
2			2483.500	53.094	21.901	-0.906	54.000	31.194	AV

Note: Measure Level (dBμV/m) = Reading Level (dBμV) + Factor (dB)

Factor (dB) = Cable Loss (dB) + Antenna Factor (dB/m).

Site: AC1	Time: 2015/05/08 - 23:17
Limit: FCC_Part15.209_RE(3m)	Engineer: Roy Cheng
Probe: BBHA9120D_1-18GHz	Polarity: Vertical
EUT: 802.11ac Dual Band Module	Power: AC 120V/60Hz
Test Mode: Transmit at channel 2462MHz by 802.11n-HT20 Ant 0+1	

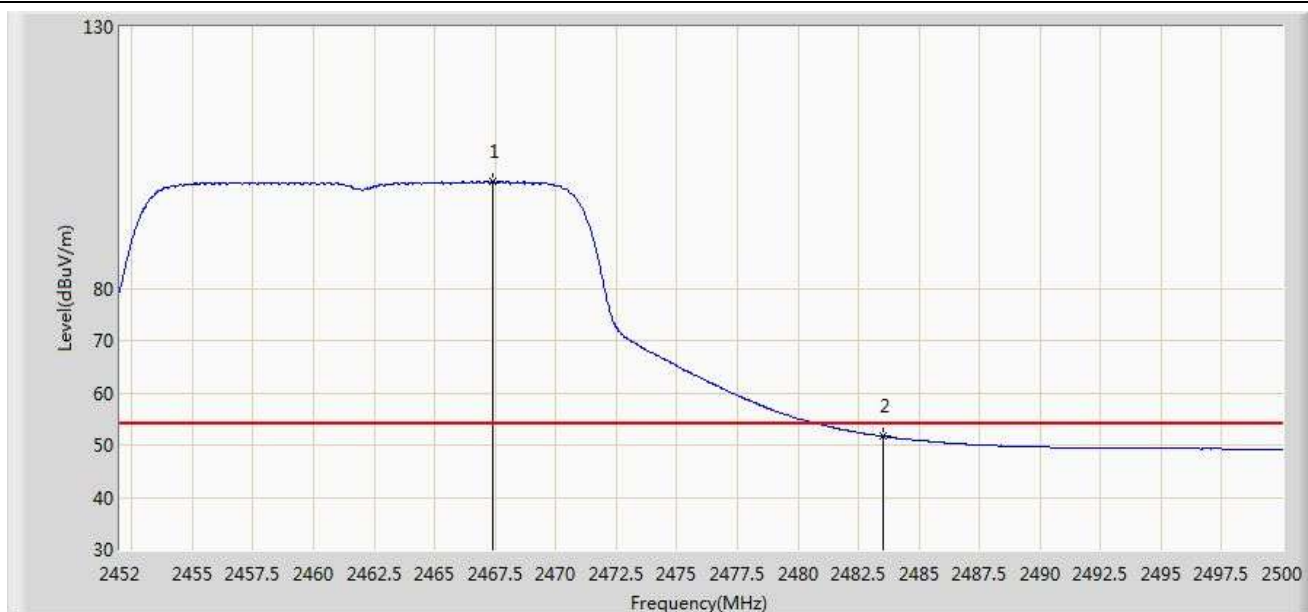


No	Flag	Mark	Frequency (MHz)	Measure Level (dBuV/m)	Reading Level (dBuV)	Over Limit (dB)	Limit (dBuV/m)	Factor (dB)	Type
1		*	2468.368	115.118	83.966	N/A	N/A	31.151	PK
2			2483.500	65.437	34.244	-8.563	74.000	31.194	PK
3			2489.368	68.313	37.104	-5.687	74.000	31.209	PK

Note: Measure Level (dBuV/m) = Reading Level (dBuV) + Factor (dB)

Factor (dB) = Cable Loss (dB) + Antenna Factor (dB/m).

Site: AC1	Time: 2015/05/08 - 23:18
Limit: FCC_Part15.209_RE(3m)	Engineer: Roy Cheng
Probe: BBHA9120D_1-18GHz	Polarity: Vertical
EUT: 802.11ac Dual Band Module	Power: AC 120V/60Hz
Test Mode: Transmit at channel 2462MHz by 802.11n-HT20 Ant 0+1	

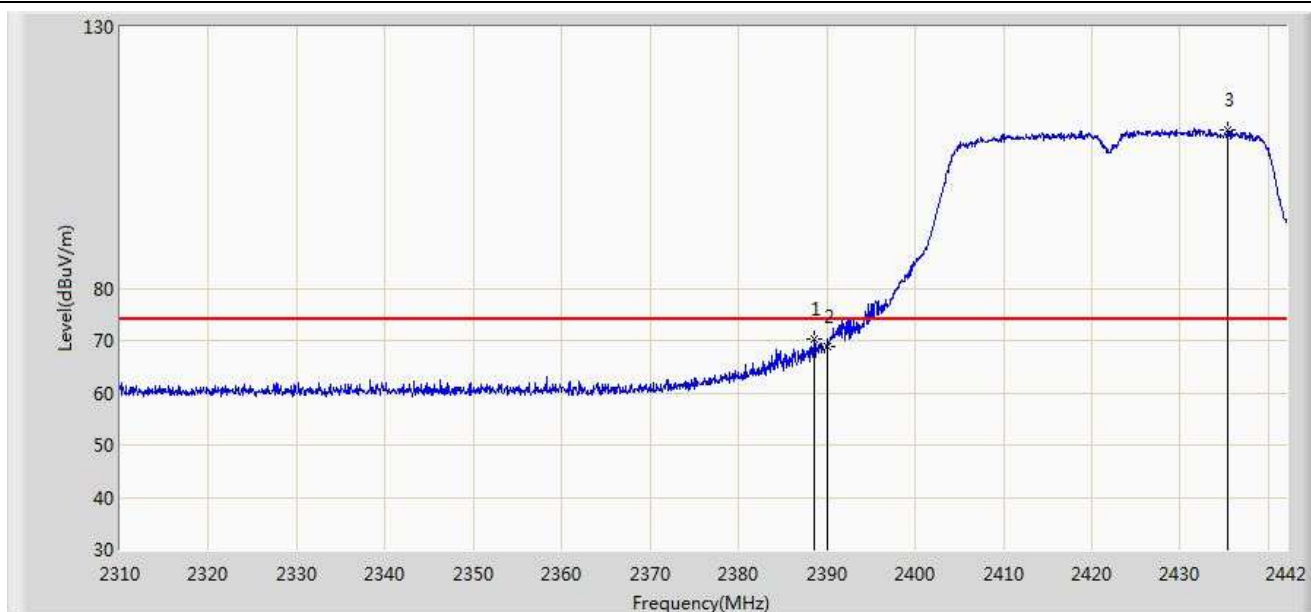


No	Flag	Mark	Frequency (MHz)	Measure Level (dBuV/m)	Reading Level (dBuV)	Over Limit (dB)	Limit (dBuV/m)	Factor (dB)	Type
1		*	2467.384	100.381	69.232	N/A	N/A	31.148	AV
2			2483.500	51.721	20.528	-2.279	54.000	31.194	AV

Note: Measure Level (dBuV/m) = Reading Level (dBuV) + Factor (dB)

Factor (dB) = Cable Loss (dB) + Antenna Factor (dB/m).

Site: AC1	Time: 2015/05/08 - 23:22
Limit: FCC_Part15.209_RE(3m)	Engineer: Roy Cheng
Probe: BBHA9120D_1-18GHz	Polarity: Horizontal
EUT: 802.11ac Dual Band Module	Power: AC 120V/60Hz
Test Mode: Transmit at channel 2422MHz by 802.11n-HT40 Ant 0+1	

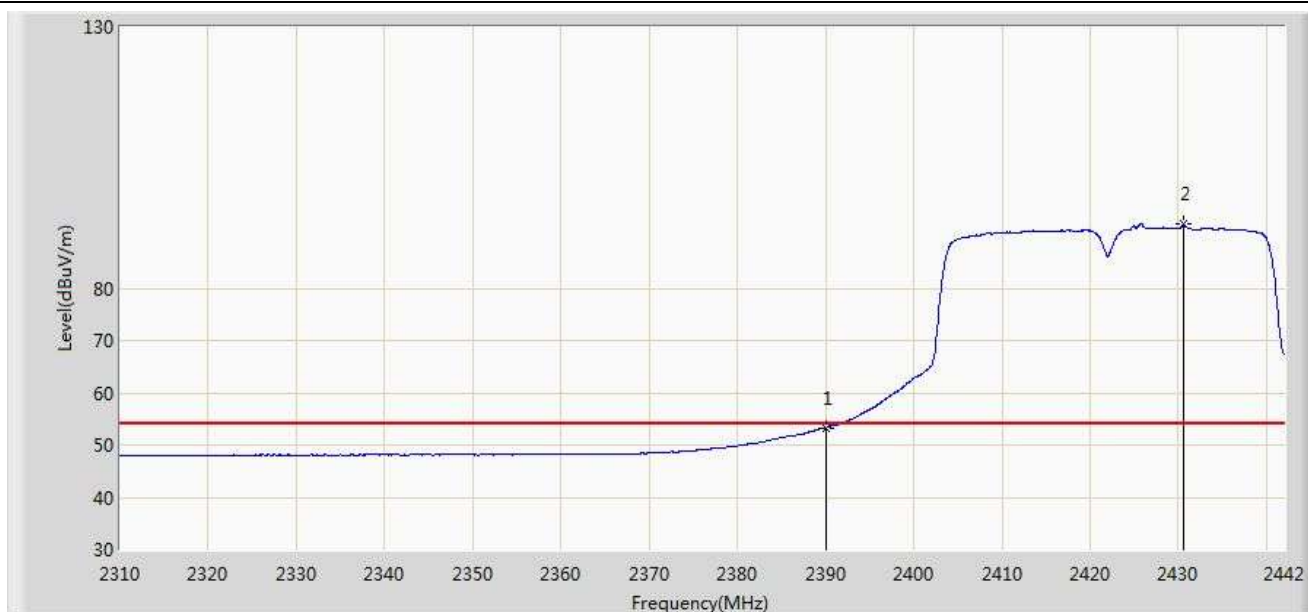


No	Flag	Mark	Frequency (MHz)	Measure Level (dBuV/m)	Reading Level (dBuV)	Over Limit (dB)	Limit (dBuV/m)	Factor (dB)	Type
1			2388.540	70.314	39.109	-3.686	74.000	31.206	PK
2			2390.000	68.984	37.781	-5.016	74.000	31.203	PK
3		*	2435.400	110.319	79.192	N/A	N/A	31.127	PK

Note: Measure Level (dBuV/m) = Reading Level (dBuV) + Factor (dB)

Factor (dB) = Cable Loss (dB) + Antenna Factor (dB/m).

Site: AC1	Time: 2015/05/08 - 23:21
Limit: FCC_Part15.209_RE(3m)	Engineer: Roy Cheng
Probe: BBHA9120D_1-18GHz	Polarity: Horizontal
EUT: 802.11ac Dual Band Module	Power: AC 120V/60Hz
Test Mode: Transmit at channel 2422MHz by 802.11n-HT40 Ant 0+1	

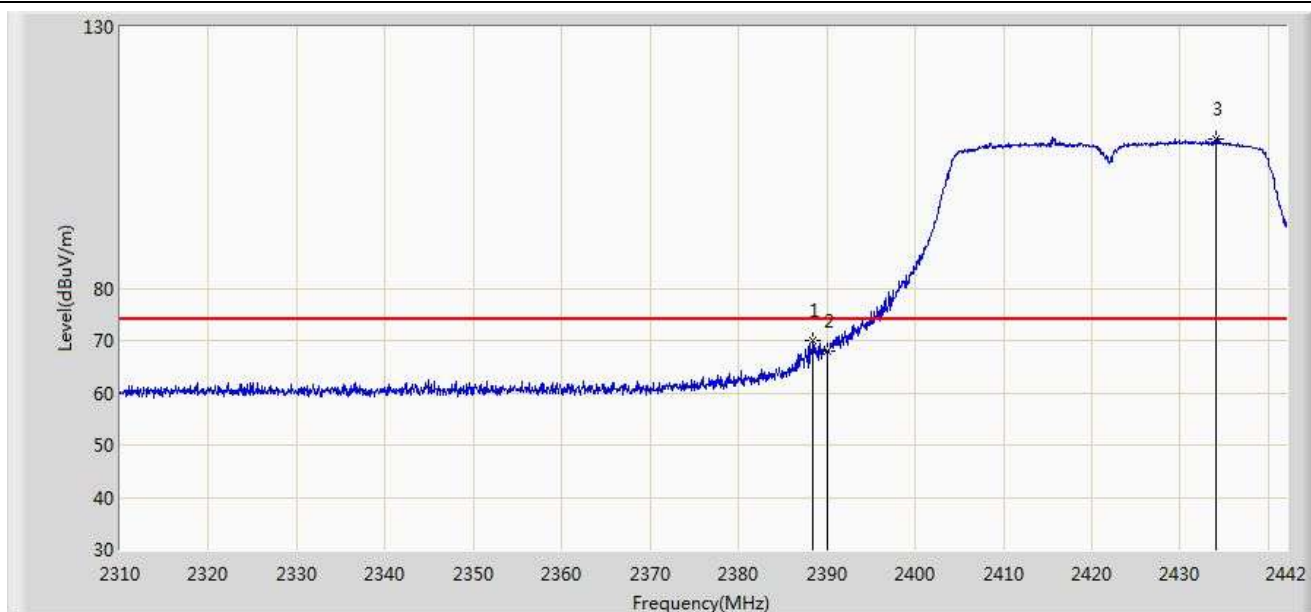


No	Flag	Mark	Frequency (MHz)	Measure Level (dBuV/m)	Reading Level (dBuV)	Over Limit (dB)	Limit (dBuV/m)	Factor (dB)	Type
1			2390.000	53.270	22.067	-0.730	54.000	31.203	AV
2		*	2430.582	92.303	61.166	N/A	N/A	31.137	AV

Note: Measure Level (dBμV/m) = Reading Level (dBμV) + Factor (dB)

Factor (dB) = Cable Loss (dB) + Antenna Factor (dB/m).

Site: AC1	Time: 2015/05/08 - 23:22
Limit: FCC_Part15.209_RE(3m)	Engineer: Roy Cheng
Probe: BBHA9120D_1-18GHz	Polarity: Vertical
EUT: 802.11ac Dual Band Module	Power: AC 120V/60Hz
Test Mode: Transmit at channel 2422MHz by 802.11n-HT40 Ant 0+1	

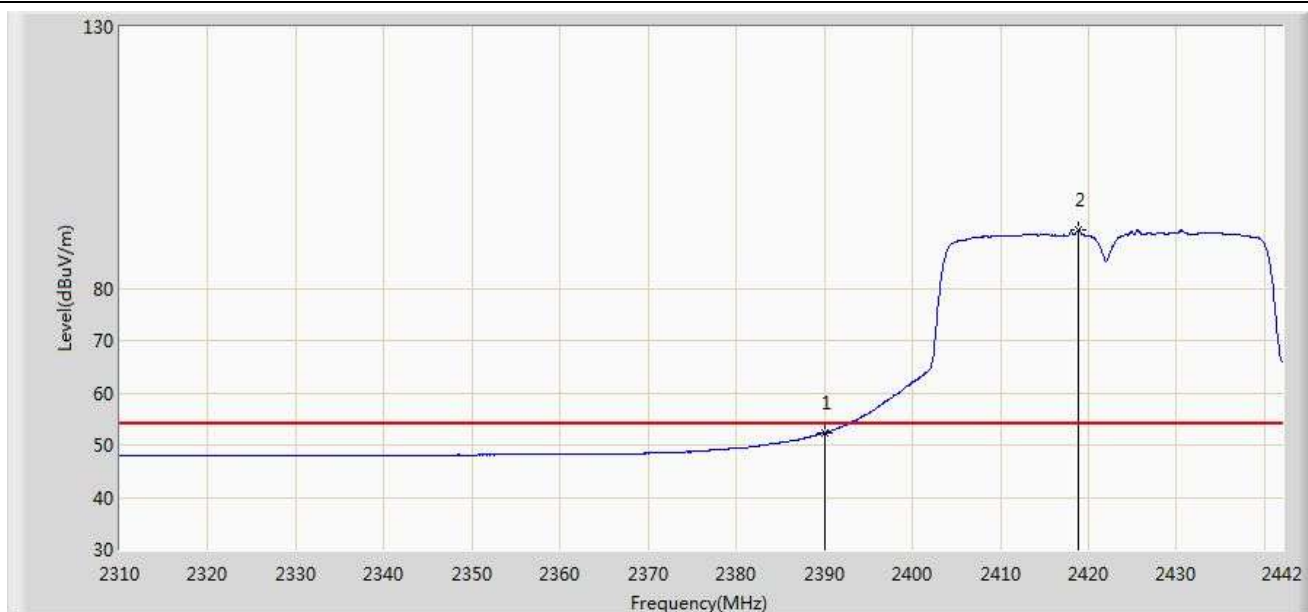


No	Flag	Mark	Frequency (MHz)	Measure Level (dBuV/m)	Reading Level (dBuV)	Over Limit (dB)	Limit (dBuV/m)	Factor (dB)	Type
1			2388.408	70.021	38.815	-3.979	74.000	31.206	PK
2			2390.000	67.836	36.633	-6.164	74.000	31.203	PK
3		*	2434.014	108.470	77.340	N/A	N/A	31.130	PK

Note: Measure Level (dBuV/m) = Reading Level (dBuV) + Factor (dB)

Factor (dB) = Cable Loss (dB) + Antenna Factor (dB/m).

Site: AC1	Time: 2015/05/08 - 23:23
Limit: FCC_Part15.209_RE(3m)	Engineer: Roy Cheng
Probe: BBHA9120D_1-18GHz	Polarity: Vertical
EUT: 802.11ac Dual Band Module	Power: AC 120V/60Hz
Test Mode: Transmit at channel 2422MHz by 802.11n-HT40 Ant 0+1	



No	Flag	Mark	Frequency (MHz)	Measure Level (dBuV/m)	Reading Level (dBuV)	Over Limit (dB)	Limit (dBuV/m)	Factor (dB)	Type
1			2390.000	52.309	21.106	-1.691	54.000	31.203	AV
2		*	2418.834	91.031	59.873	N/A	N/A	31.158	AV

Note: Measure Level (dBuV/m) = Reading Level (dBuV) + Factor (dB)

Factor (dB) = Cable Loss (dB) + Antenna Factor (dB/m).

Site: AC1	Time: 2015/05/17 - 01:59
Limit: FCC_Part15.209_RE(3m)	Engineer: Roy Cheng
Probe: BBHA9120D_1-18GHz	Polarity: Horizontal
EUT: 802.11ac Dual Band Module	Power: AC 120V/60Hz
Test Mode: Transmit at channel 2452MHz by 802.11n-HT40 Ant 0+1	

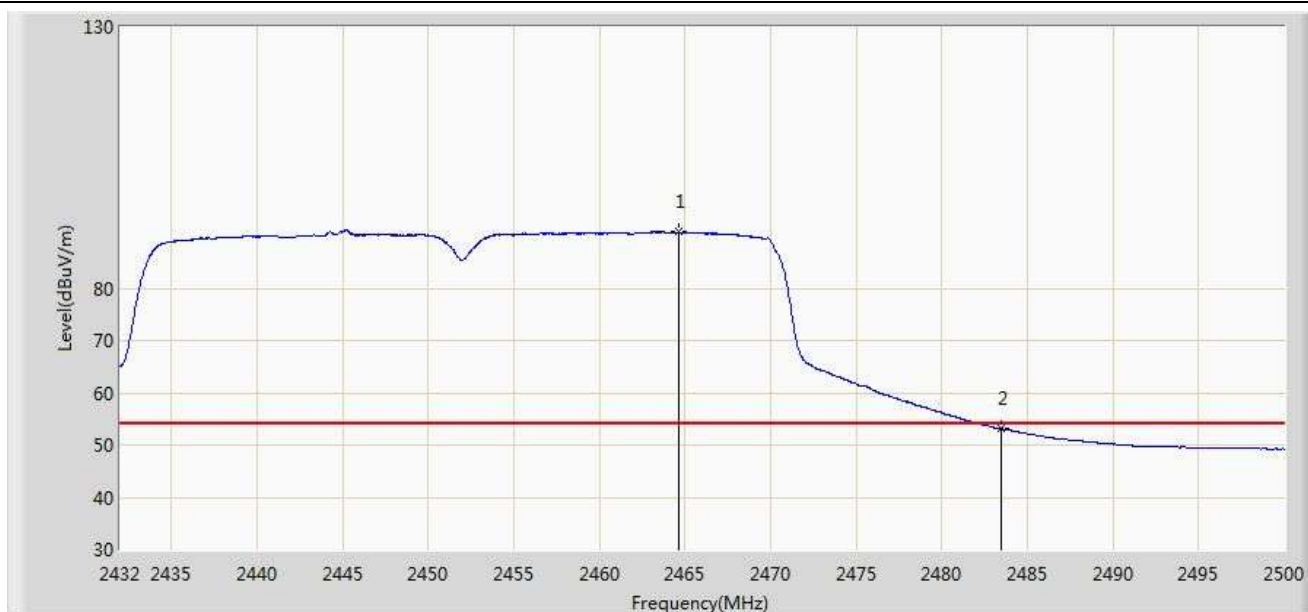


No	Flag	Mark	Frequency (MHz)	Measure Level (dBuV/m)	Reading Level (dBuV)	Over Limit (dB)	Limit (dBuV/m)	Factor (dB)	Type
1		*	2459.710	108.909	77.778	N/A	N/A	31.131	PK
2			2483.500	69.968	38.774	-4.032	74.000	31.194	PK
3			2484.496	71.487	40.291	-2.513	74.000	31.196	PK

Note: Measure Level (dBuV/m) = Reading Level (dBuV) + Factor (dB)

Factor (dB) = Cable Loss (dB) + Antenna Factor (dB/m).

Site: AC1	Time: 2015/05/08 - 23:26
Limit: FCC_Part15.209_RE(3m)	Engineer: Roy Cheng
Probe: BBHA9120D_1-18GHz	Polarity: Horizontal
EUT: 802.11ac Dual Band Module	Power: AC 120V/60Hz
Test Mode: Transmit at channel 2452MHz by 802.11n-HT40 Ant 0+1	

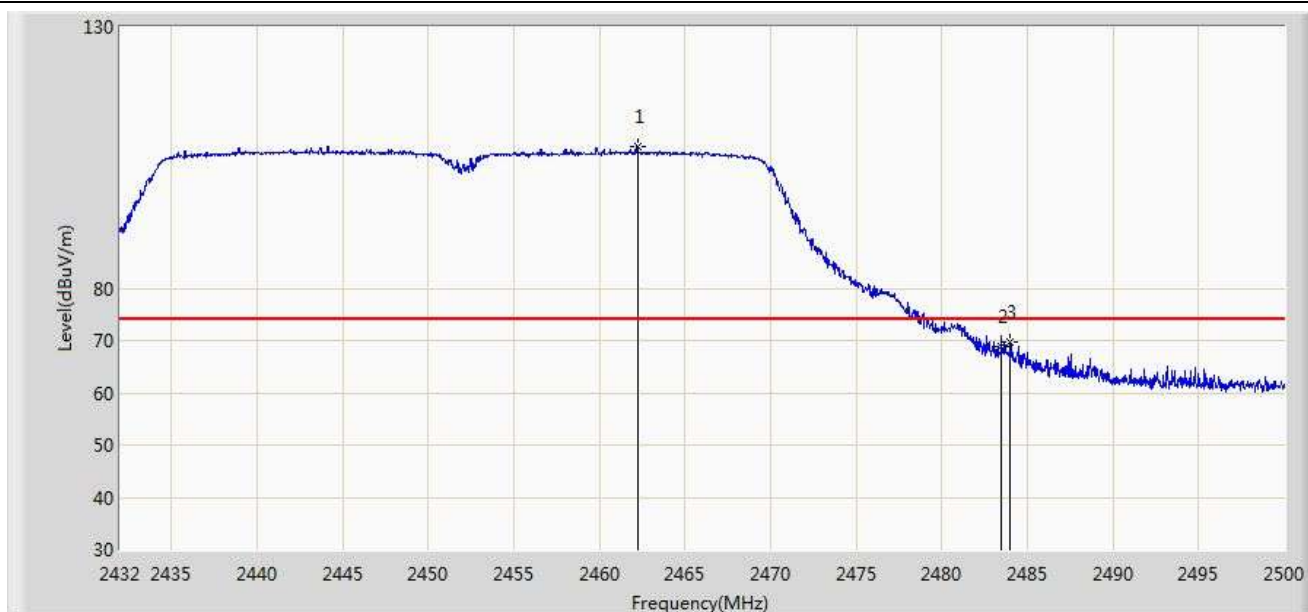


No	Flag	Mark	Frequency (MHz)	Measure Level (dBuV/m)	Reading Level (dBuV)	Over Limit (dB)	Limit (dBuV/m)	Factor (dB)	Type
1		*	2464.606	90.729	59.588	N/A	N/A	31.141	AV
2			2483.500	53.113	21.920	-0.887	54.000	31.194	AV

Note: Measure Level (dBuV/m) = Reading Level (dBuV) + Factor (dB)

Factor (dB) = Cable Loss (dB) + Antenna Factor (dB/m).

Site: AC1	Time: 2015/05/08 - 23:27
Limit: FCC_Part15.209_RE(3m)	Engineer: Roy Cheng
Probe: BBHA9120D_1-18GHz	Polarity: Vertical
EUT: 802.11ac Dual Band Module	Power: AC 120V/60Hz
Test Mode: Transmit at channel 2452MHz by 802.11n-HT40 Ant 0+1	



No	Flag	Mark	Frequency (MHz)	Measure Level (dBuV/m)	Reading Level (dBuV)	Over Limit (dB)	Limit (dBuV/m)	Factor (dB)	Type
1		*	2462.226	106.976	75.840	N/A	N/A	31.136	PK
2			2483.500	68.894	37.701	-5.106	74.000	31.194	PK
3			2483.986	69.744	38.549	-4.256	74.000	31.194	PK

Note: Measure Level (dBuV/m) = Reading Level (dBuV) + Factor (dB)

Factor (dB) = Cable Loss (dB) + Antenna Factor (dB/m).

Site: AC1	Time: 2015/05/08 - 23:27
Limit: FCC_Part15.209_RE(3m)	Engineer: Roy Cheng
Probe: BBHA9120D_1-18GHz	Polarity: Vertical
EUT: 802.11ac Dual Band Module	Power: AC 120V/60Hz
Test Mode: Transmit at channel 2452MHz by 802.11n-HT40 Ant 0+1	

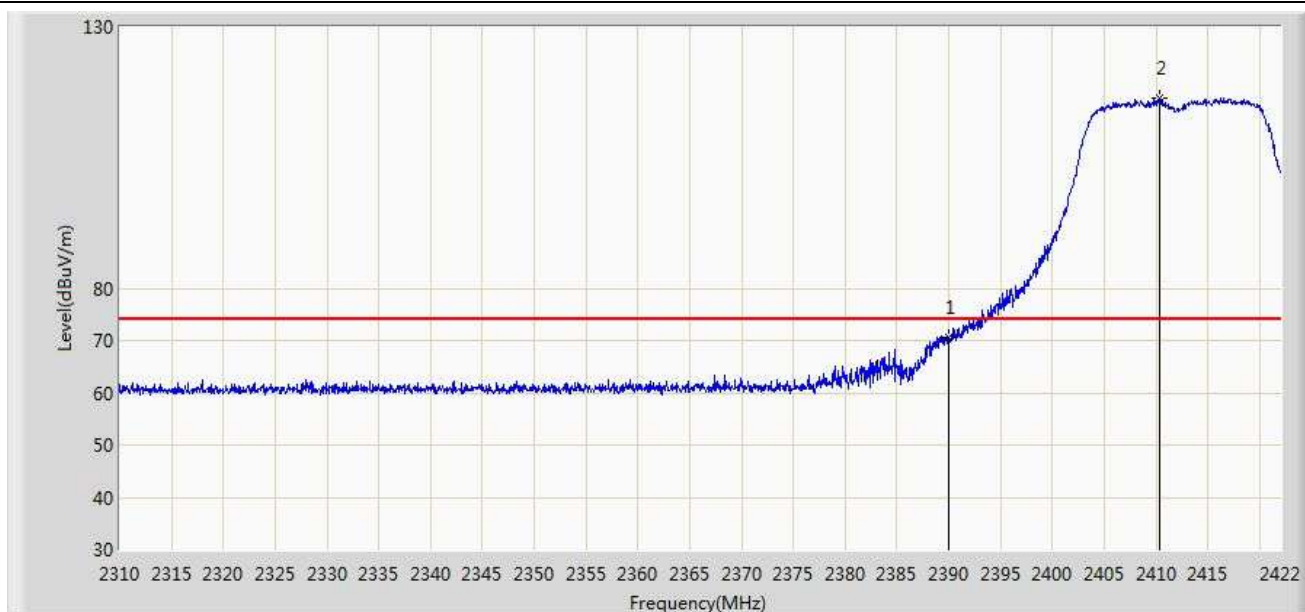


No	Flag	Mark	Frequency (MHz)	Measure Level (dBuV/m)	Reading Level (dBuV)	Over Limit (dB)	Limit (dBuV/m)	Factor (dB)	Type
1		*	2440.160	89.816	58.698	N/A	N/A	31.118	AV
2			2483.500	52.282	21.089	-1.718	54.000	31.194	AV

Note: Measure Level (dBuV/m) = Reading Level (dBuV) + Factor (dB)

Factor (dB) = Cable Loss (dB) + Antenna Factor (dB/m).

Site: AC1	Time: 2015/05/08 - 23:33
Limit: FCC_Part15.209_RE(3m)	Engineer: Roy Cheng
Probe: BBHA9120D_1-18GHz	Polarity: Horizontal
EUT: 802.11ac Dual Band Module	Power: AC 120V/60Hz
Test Mode: Transmit at channel 2412MHz by 802.11n-HT20 Ant 0+1+2	

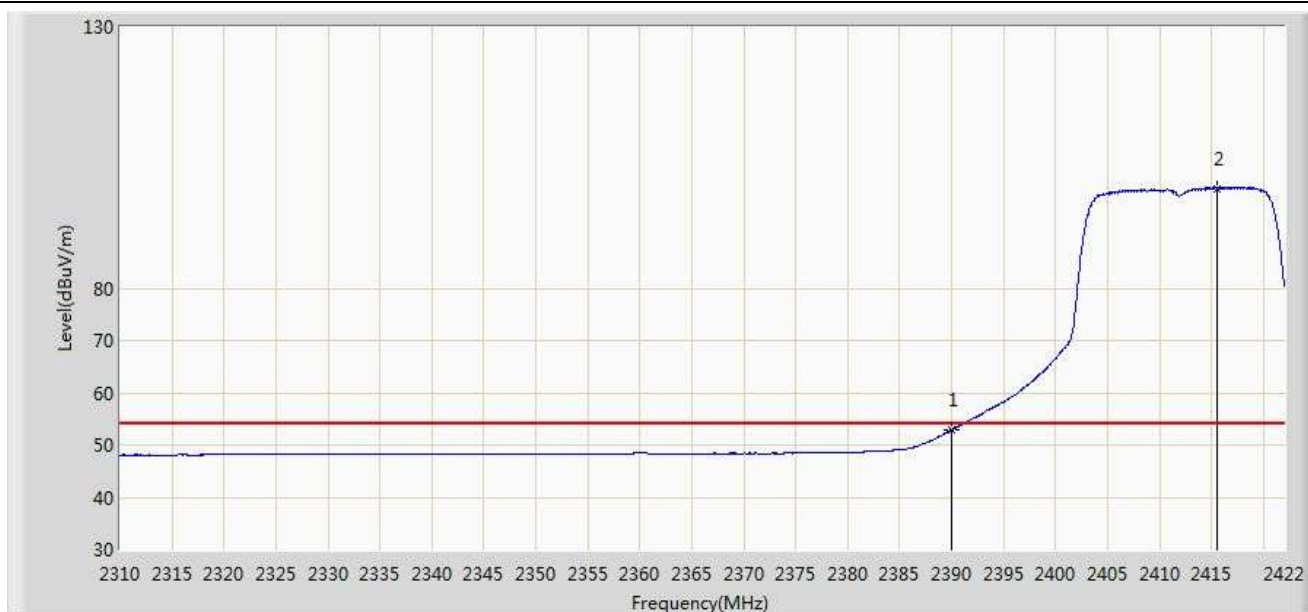


No	Flag	Mark	Frequency (MHz)	Measure Level (dBuV/m)	Reading Level (dBuV)	Over Limit (dB)	Limit (dBuV/m)	Factor (dB)	Type
1			2390.000	70.474	39.271	-3.526	74.000	31.203	PK
2		*	2410.408	116.234	85.062	N/A	N/A	31.172	PK

Note: Measure Level (dBuV/m) = Reading Level (dBuV) + Factor (dB)

Factor (dB) = Cable Loss (dB) + Antenna Factor (dB/m).

Site: AC1	Time: 2015/05/08 - 23:32
Limit: FCC_Part15.209_RE(3m)	Engineer: Roy Cheng
Probe: BBHA9120D_1-18GHz	Polarity: Horizontal
EUT: 802.11ac Dual Band Module	Power: AC 120V/60Hz
Test Mode: Transmit at channel 2412MHz by 802.11n-HT20 Ant 0+1+2	

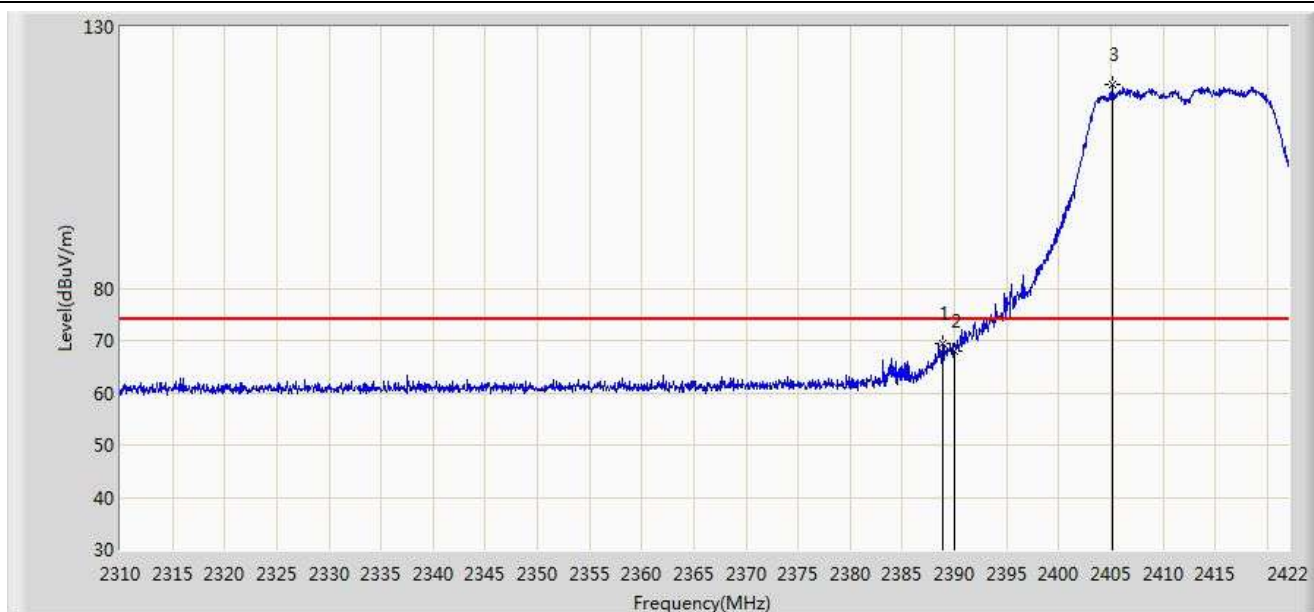


No	Flag	Mark	Frequency (MHz)	Measure Level (dBuV/m)	Reading Level (dBuV)	Over Limit (dB)	Limit (dBuV/m)	Factor (dB)	Type
1			2390.000	52.882	21.679	-1.118	54.000	31.203	AV
2		*	2415.504	99.129	67.965	N/A	N/A	31.164	AV

Note: Measure Level (dBμV/m) = Reading Level (dBμV) + Factor (dB)

Factor (dB) = Cable Loss (dB) + Antenna Factor (dB/m).

Site: AC1	Time: 2015/05/08 - 23:33
Limit: FCC_Part15.209_RE(3m)	Engineer: Roy Cheng
Probe: BBHA9120D_1-18GHz	Polarity: Vertical
EUT: 802.11ac Dual Band Module	Power: AC 120V/60Hz
Test Mode: Transmit at channel 2412MHz by 802.11n-HT20 Ant 0+1+2	

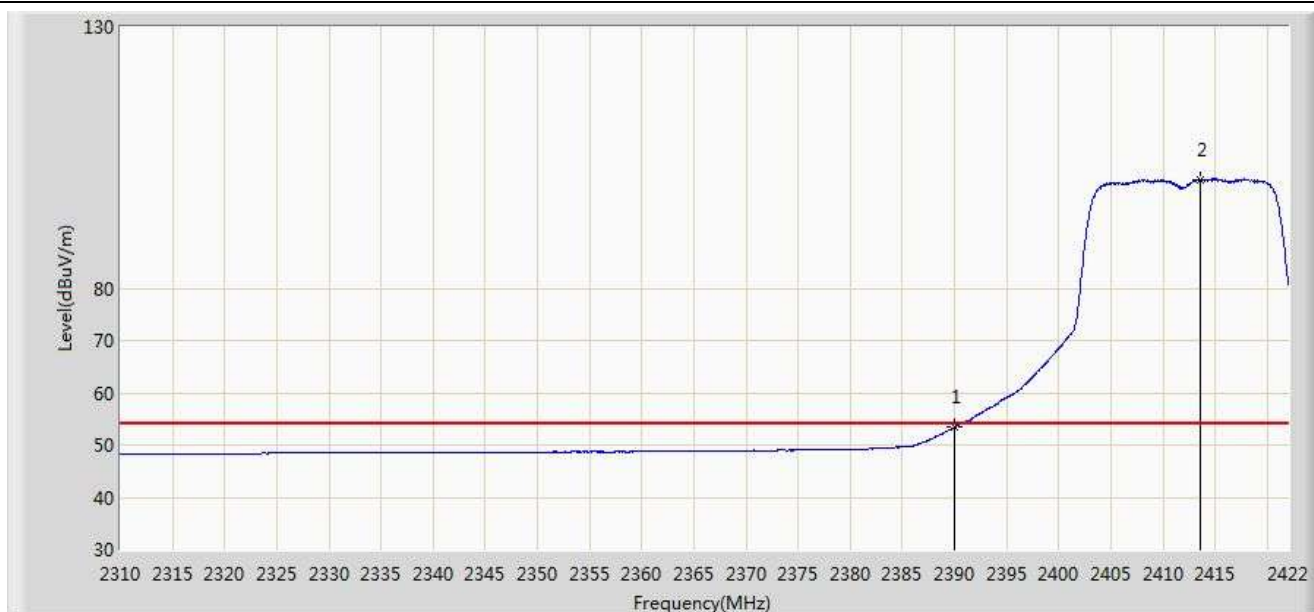


No	Flag	Mark	Frequency (MHz)	Measure Level (dBuV/m)	Reading Level (dBuV)	Over Limit (dB)	Limit (dBuV/m)	Factor (dB)	Type
1			2388.904	69.365	38.160	-4.635	74.000	31.205	PK
2			2390.000	67.832	36.629	-6.168	74.000	31.203	PK
3		*	2405.088	118.902	87.722	N/A	N/A	31.180	PK

Note: Measure Level (dBuV/m) = Reading Level (dBuV) + Factor (dB)

Factor (dB) = Cable Loss (dB) + Antenna Factor (dB/m).

Site: AC1	Time: 2015/05/08 - 23:34
Limit: FCC_Part15.209_RE(3m)	Engineer: Roy Cheng
Probe: BBHA9120D_1-18GHz	Polarity: Vertical
EUT: 802.11ac Dual Band Module	Power: AC 120V/60Hz
Test Mode: Transmit at channel 2412MHz by 802.11n-HT20 Ant 0+1+2	



No	Flag	Mark	Frequency (MHz)	Measure Level (dBuV/m)	Reading Level (dBuV)	Over Limit (dB)	Limit (dBuV/m)	Factor (dB)	Type
1			2390.000	53.385	22.182	-0.615	54.000	31.203	AV
2		*	2413.600	100.674	69.507	N/A	N/A	31.167	AV

Note: Measure Level (dBμV/m) = Reading Level (dBμV) + Factor (dB)

Factor (dB) = Cable Loss (dB) + Antenna Factor (dB/m).

Site: AC1	Time: 2015/05/08 - 23:49
Limit: FCC_Part15.209_RE(3m)	Engineer: Roy Cheng
Probe: BBHA9120D_1-18GHz	Polarity: Horizontal
EUT: 802.11ac Dual Band Module	Power: AC 120V/60Hz
Test Mode: Transmit at channel 2462MHz by 802.11n-HT20 Ant 0+1+2	

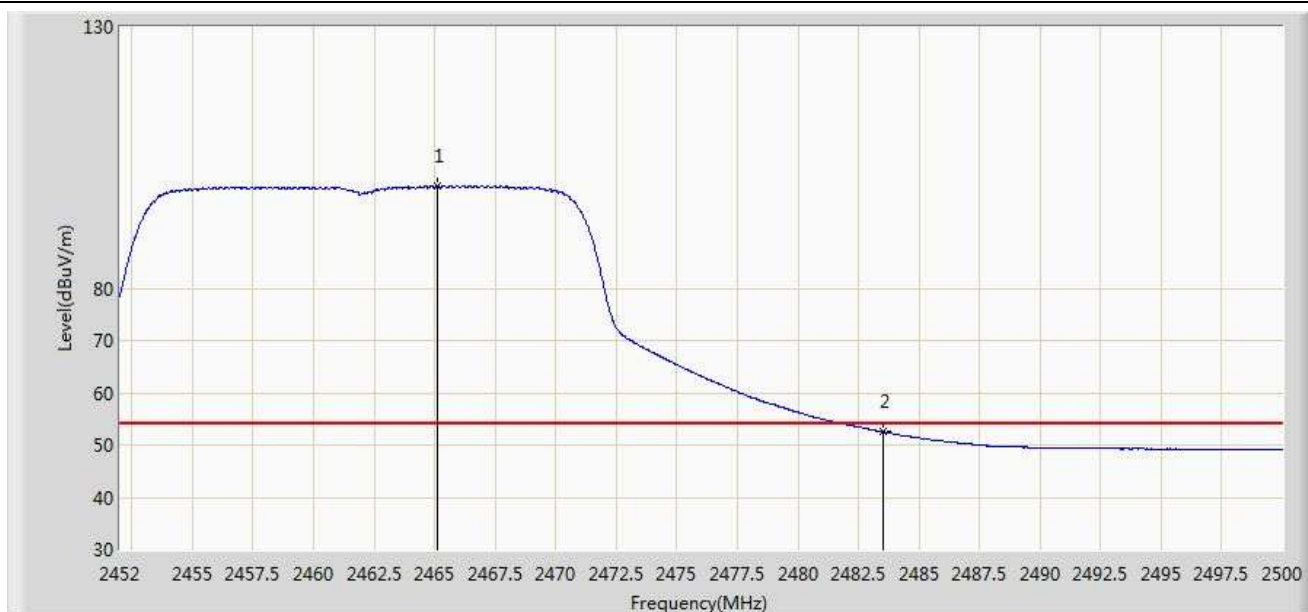


No	Flag	Mark	Frequency (MHz)	Measure Level (dBuV/m)	Reading Level (dBuV)	Over Limit (dB)	Limit (dBuV/m)	Factor (dB)	Type
1		*	2460.472	116.971	85.838	N/A	N/A	31.133	PK
2			2483.500	67.444	36.251	-6.556	74.000	31.194	PK
3			2488.144	70.406	39.200	-3.594	74.000	31.206	PK

Note: Measure Level (dBuV/m) = Reading Level (dBuV) + Factor (dB)

Factor (dB) = Cable Loss (dB) + Antenna Factor (dB/m).

Site: AC1	Time: 2015/05/08 - 23:50
Limit: FCC_Part15.209_RE(3m)	Engineer: Roy Cheng
Probe: BBHA9120D_1-18GHz	Polarity: Horizontal
EUT: 802.11ac Dual Band Module	Power: AC 120V/60Hz
Test Mode: Transmit at channel 2462MHz by 802.11n-HT20 Ant 0+1+2	



No	Flag	Mark	Frequency (MHz)	Measure Level (dBuV/m)	Reading Level (dBuV)	Over Limit (dB)	Limit (dBuV/m)	Factor (dB)	Type
1		*	2465.104	99.486	68.344	N/A	N/A	31.142	AV
2			2483.500	52.521	21.328	-1.479	54.000	31.194	AV

Note: Measure Level (dBμV/m) = Reading Level (dBμV) + Factor (dB)

Factor (dB) = Cable Loss (dB) + Antenna Factor (dB/m).

Site: AC1	Time: 2015/05/08 - 23:40
Limit: FCC_Part15.209_RE(3m)	Engineer: Roy Cheng
Probe: BBHA9120D_1-18GHz	Polarity: Vertical
EUT: 802.11ac Dual Band Module	Power: AC 120V/60Hz
Test Mode: Transmit at channel 2462MHz by 802.11n-HT20 Ant 0+1+2	

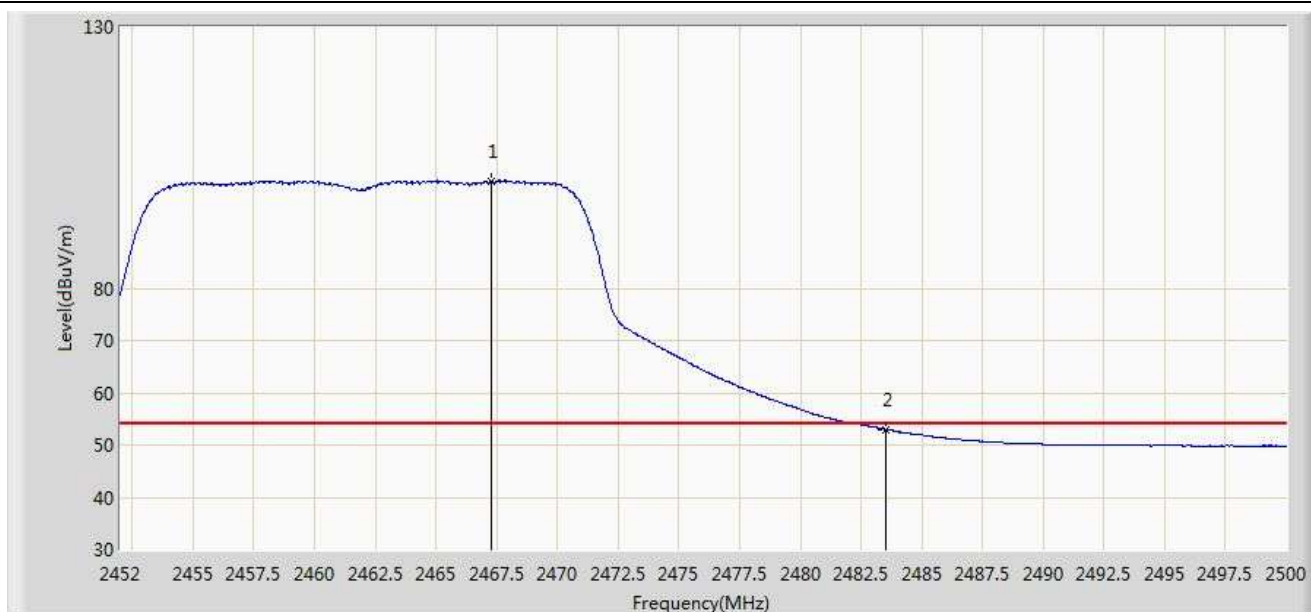


No	Flag	Mark	Frequency (MHz)	Measure Level (dBuV/m)	Reading Level (dBuV)	Over Limit (dB)	Limit (dBuV/m)	Factor (dB)	Type
1		*	2454.904	118.995	87.872	N/A	N/A	31.123	PK
2			2483.500	67.989	36.796	-6.011	74.000	31.194	PK

Note: Measure Level (dBuV/m) = Reading Level (dBuV) + Factor (dB)

Factor (dB) = Cable Loss (dB) + Antenna Factor (dB/m).

Site: AC1	Time: 2015/05/08 - 23:39
Limit: FCC_Part15.209_RE(3m)	Engineer: Roy Cheng
Probe: BBHA9120D_1-18GHz	Polarity: Vertical
EUT: 802.11ac Dual Band Module	Power: AC 120V/60Hz
Test Mode: Transmit at channel 2462MHz by 802.11n-HT20 Ant 0+1+2	

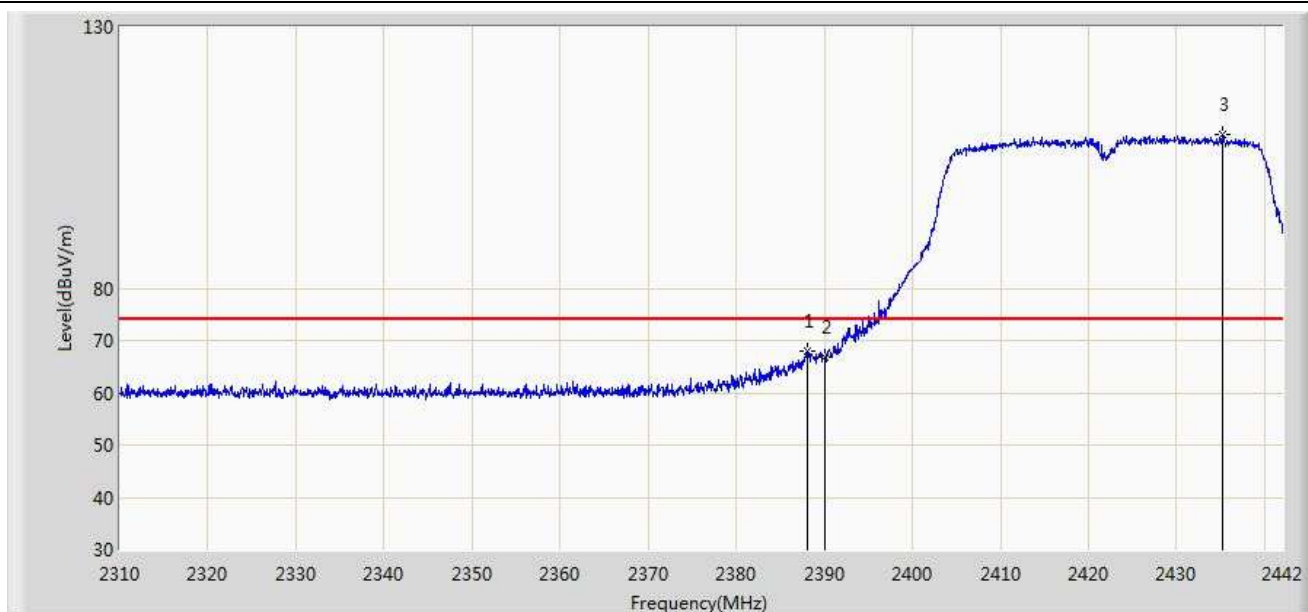


No	Flag	Mark	Frequency (MHz)	Measure Level (dBuV/m)	Reading Level (dBuV)	Over Limit (dB)	Limit (dBuV/m)	Factor (dB)	Type
1		*	2467.288	100.445	69.296	N/A	N/A	31.148	AV
2			2483.500	53.000	21.807	-1.000	54.000	31.194	AV

Note: Measure Level (dBμV/m) = Reading Level (dBμV) + Factor (dB)

Factor (dB) = Cable Loss (dB) + Antenna Factor (dB/m).

Site: AC1	Time: 2015/05/08 - 23:59
Limit: FCC_Part15.209_RE(3m)	Engineer: Roy Cheng
Probe: BBHA9120D_1-18GHz	Polarity: Horizontal
EUT: 802.11ac Dual Band Module	Power: AC 120V/60Hz
Test Mode: Transmit at channel 2422MHz by 802.11n-HT40 Ant 0+1+2	

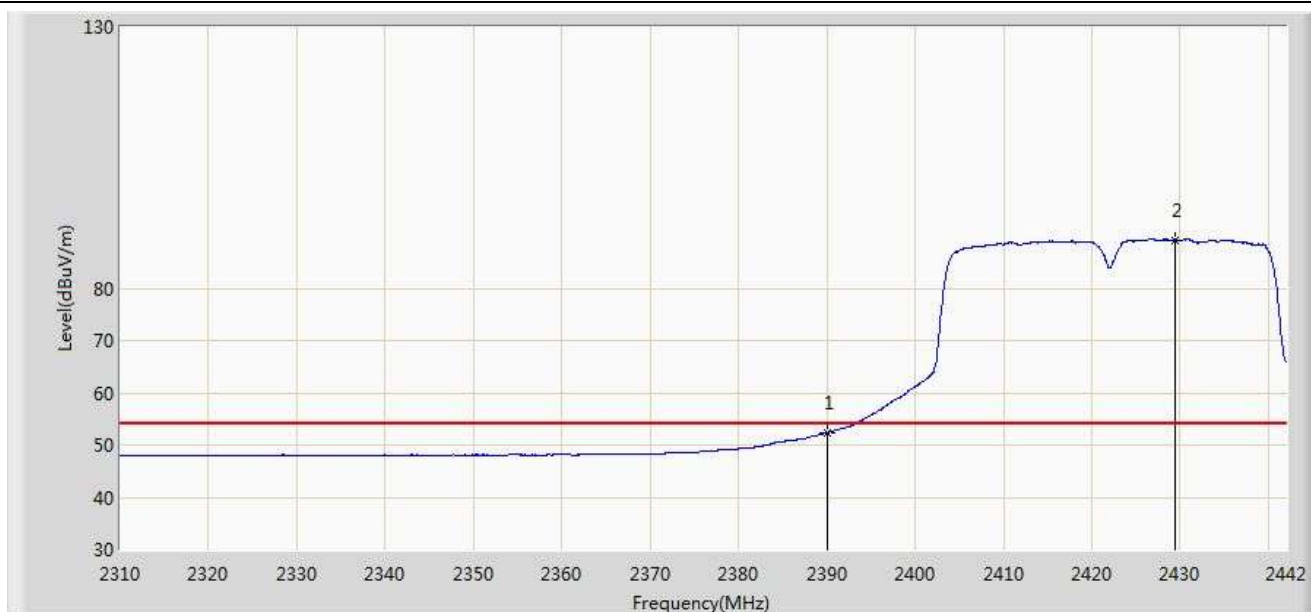


No	Flag	Mark	Frequency (MHz)	Measure Level (dBuV/m)	Reading Level (dBuV)	Over Limit (dB)	Limit (dBuV/m)	Factor (dB)	Type
1			2388.144	67.968	36.762	-6.032	74.000	31.207	PK
2			2390.000	66.783	35.580	-7.217	74.000	31.203	PK
3		*	2435.136	109.538	78.410	N/A	N/A	31.128	PK

Note: Measure Level (dBuV/m) = Reading Level (dBuV) + Factor (dB)

Factor (dB) = Cable Loss (dB) + Antenna Factor (dB/m).

Site: AC1	Time: 2015/05/08 - 23:59
Limit: FCC_Part15.209_RE(3m)	Engineer: Roy Cheng
Probe: BBHA9120D_1-18GHz	Polarity: Horizontal
EUT: 802.11ac Dual Band Module	Power: AC 120V/60Hz
Test Mode: Transmit at channel 2422MHz by 802.11n-HT40 Ant 0+1+2	

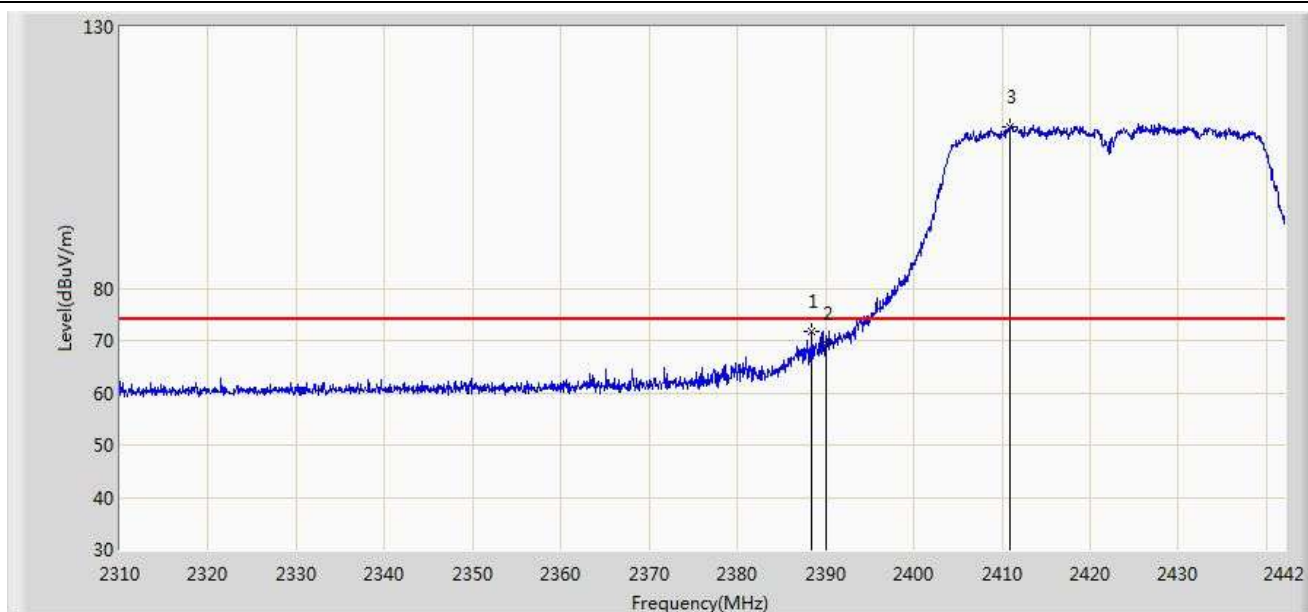


No	Flag	Mark	Frequency (MHz)	Measure Level (dBuV/m)	Reading Level (dBuV)	Over Limit (dB)	Limit (dBuV/m)	Factor (dB)	Type
1			2390.000	52.302	21.099	-1.698	54.000	31.203	AV
2		*	2429.394	89.207	58.068	N/A	N/A	31.140	AV

Note: Measure Level (dBμV/m) = Reading Level (dBμV) + Factor (dB)

Factor (dB) = Cable Loss (dB) + Antenna Factor (dB/m).

Site: AC1	Time: 2015/05/08 - 23:58
Limit: FCC_Part15.209_RE(3m)	Engineer: Roy Cheng
Probe: BBHA9120D_1-18GHz	Polarity: Vertical
EUT: 802.11ac Dual Band Module	Power: AC 120V/60Hz
Test Mode: Transmit at channel 2422MHz by 802.11n-HT40 Ant 0+1+2	

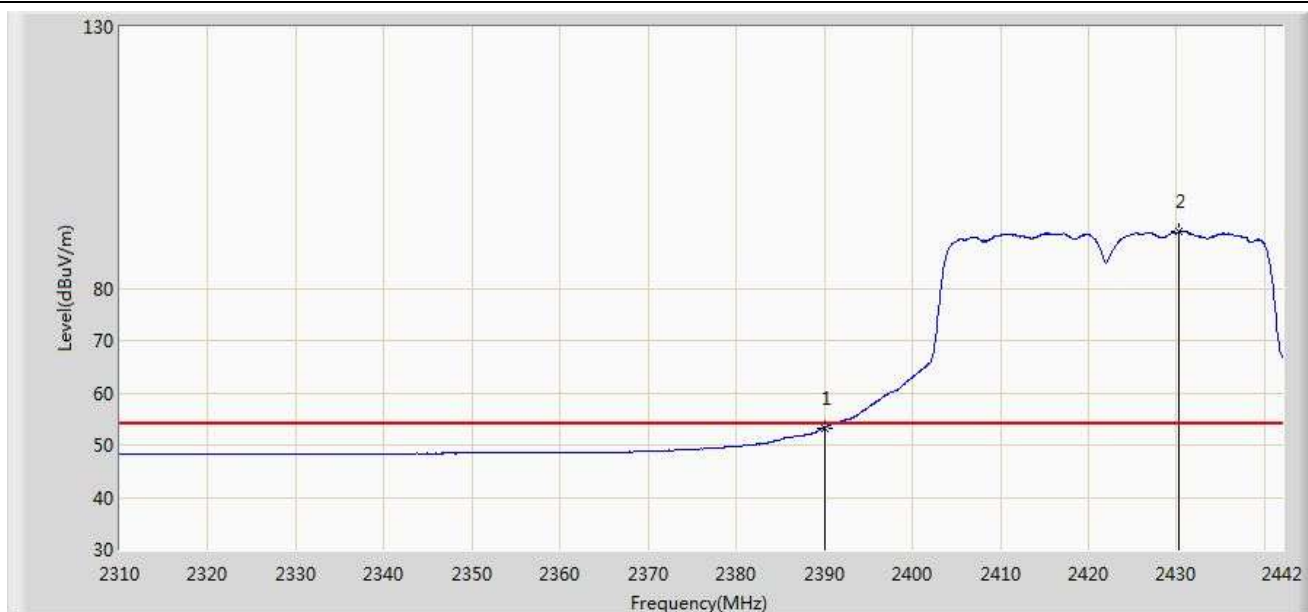


No	Flag	Mark	Frequency (MHz)	Measure Level (dBuV/m)	Reading Level (dBuV)	Over Limit (dB)	Limit (dBuV/m)	Factor (dB)	Type
1			2388.474	71.722	40.516	-2.278	74.000	31.206	PK
2			2390.000	69.318	38.115	-4.682	74.000	31.203	PK
3		*	2410.980	110.947	79.776	N/A	N/A	31.171	PK

Note: Measure Level (dBuV/m) = Reading Level (dBuV) + Factor (dB)

Factor (dB) = Cable Loss (dB) + Antenna Factor (dB/m).

Site: AC1	Time: 2015/05/08 - 23:58
Limit: FCC_Part15.209_RE(3m)	Engineer: Roy Cheng
Probe: BBHA9120D_1-18GHz	Polarity: Vertical
EUT: 802.11ac Dual Band Module	Power: AC 120V/60Hz
Test Mode: Transmit at channel 2422MHz by 802.11n-HT40 Ant 0+1+2	



No	Flag	Mark	Frequency (MHz)	Measure Level (dBuV/m)	Reading Level (dBuV)	Over Limit (dB)	Limit (dBuV/m)	Factor (dB)	Type
1			2390.000	53.268	22.065	-0.732	54.000	31.203	AV
2		*	2430.186	90.727	59.589	N/A	N/A	31.138	AV

Note: Measure Level (dBμV/m) = Reading Level (dBμV) + Factor (dB)

Factor (dB) = Cable Loss (dB) + Antenna Factor (dB/m).

Site: AC1	Time: 2015/05/09 - 00:04
Limit: FCC_Part15.209_RE(3m)	Engineer: Roy Cheng
Probe: BBHA9120D_1-18GHz	Polarity: Horizontal
EUT: 802.11ac Dual Band Module	Power: AC 120V/60Hz
Test Mode: Transmit at channel 2452MHz by 802.11n-HT40 Ant 0+1+2	

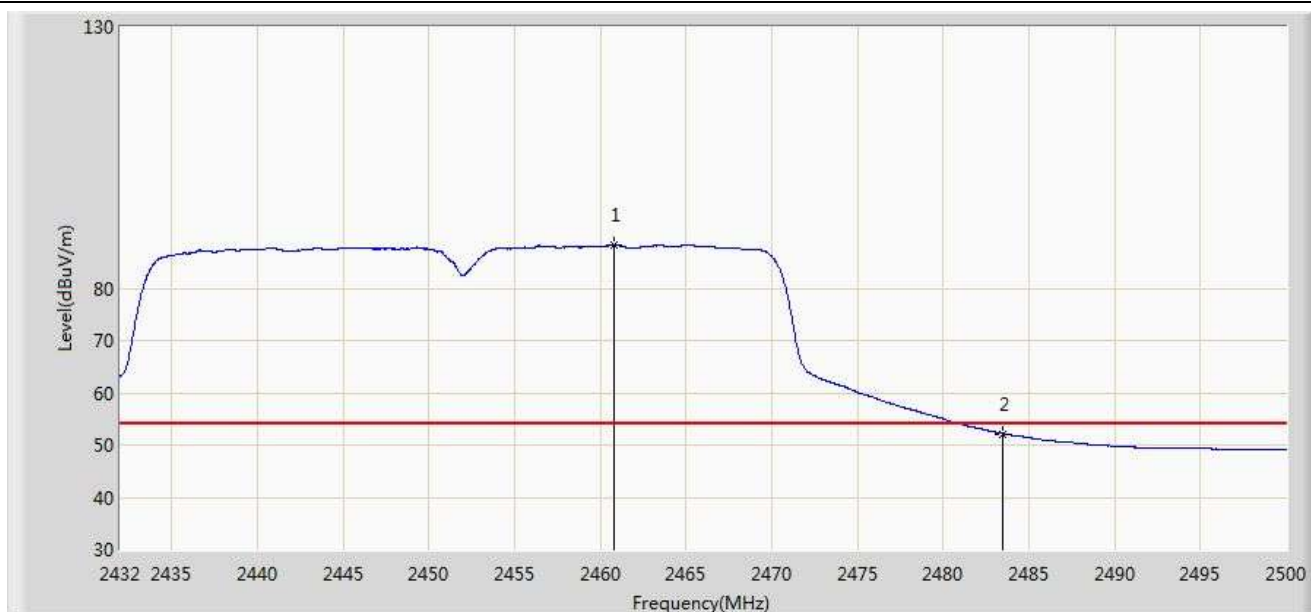


No	Flag	Mark	Frequency (MHz)	Measure Level (dBuV/m)	Reading Level (dBuV)	Over Limit (dB)	Limit (dBuV/m)	Factor (dB)	Type
1		*	2465.286	108.310	77.167	N/A	N/A	31.143	PK
2			2483.500	68.384	37.191	-5.616	74.000	31.194	PK
3			2485.482	69.658	38.459	-4.342	74.000	31.198	PK

Note: Measure Level (dBuV/m) = Reading Level (dBuV) + Factor (dB)

Factor (dB) = Cable Loss (dB) + Antenna Factor (dB/m).

Site: AC1	Time: 2015/05/09 - 00:05
Limit: FCC_Part15.209_RE(3m)	Engineer: Roy Cheng
Probe: BBHA9120D_1-18GHz	Polarity: Horizontal
EUT: 802.11ac Dual Band Module	Power: AC 120V/60Hz
Test Mode: Transmit at channel 2452MHz by 802.11n-HT40 Ant 0+1+2	



No	Flag	Mark	Frequency (MHz)	Measure Level (dBuV/m)	Reading Level (dBuV)	Over Limit (dB)	Limit (dBuV/m)	Factor (dB)	Type
1		*	2460.832	88.285	57.152	N/A	N/A	31.133	AV
2			2483.500	52.165	20.972	-1.835	54.000	31.194	AV

Note: Measure Level (dBuV/m) = Reading Level (dBuV) + Factor (dB)

Factor (dB) = Cable Loss (dB) + Antenna Factor (dB/m).

Site: AC1	Time: 2015/05/17 - 02:07
Limit: FCC_Part15.209_RE(3m)	Engineer: Roy Cheng
Probe: BBHA9120D_1-18GHz	Polarity: Vertical
EUT: 802.11ac Dual Band Module	Power: AC 120V/60Hz
Test Mode: Transmit at channel 2452MHz by 802.11n-HT40 Ant 0+1+2	

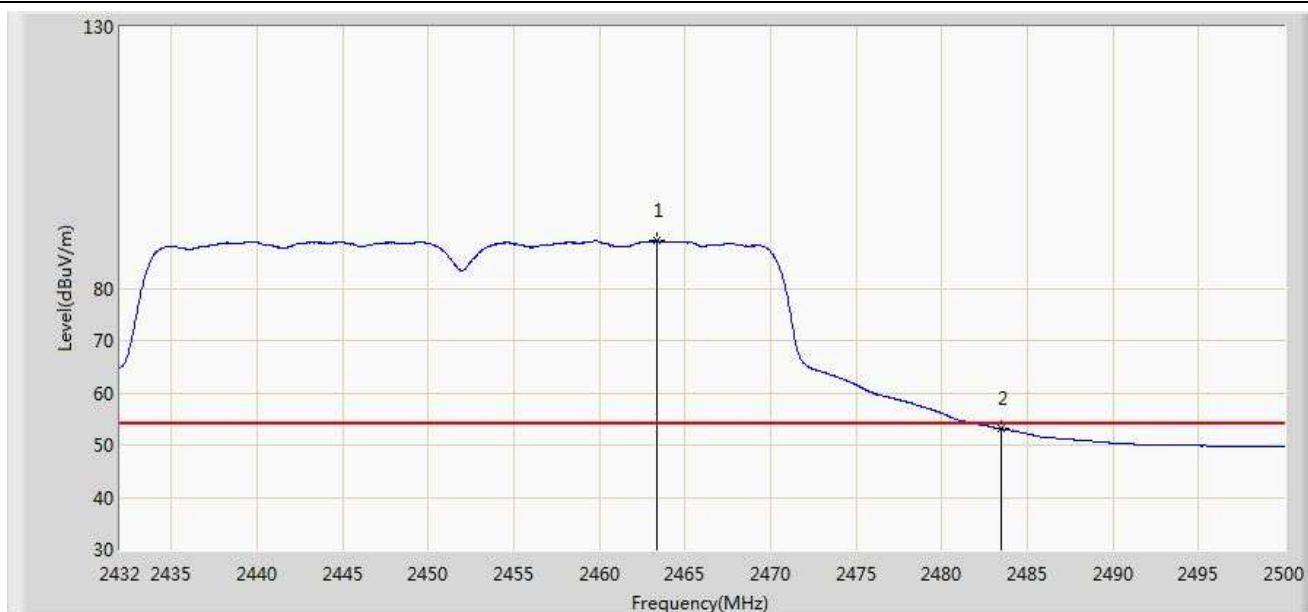


No	Flag	Mark	Frequency (MHz)	Measure Level (dBuV/m)	Reading Level (dBuV)	Over Limit (dB)	Limit (dBuV/m)	Factor (dB)	Type
1		*	2439.412	109.349	78.230	N/A	N/A	31.119	PK
2			2483.500	69.745	38.551	-4.255	74.000	31.194	PK
3			2485.822	70.790	39.590	-3.210	74.000	31.200	PK

Note: Measure Level (dBuV/m) = Reading Level (dBuV) + Factor (dB)

Factor (dB) = Cable Loss (dB) + Antenna Factor (dB/m).

Site: AC1	Time: 2015/05/09 - 00:03
Limit: FCC_Part15.209_RE(3m)	Engineer: Roy Cheng
Probe: BBHA9120D_1-18GHz	Polarity: Vertical
EUT: 802.11ac Dual Band Module	Power: AC 120V/60Hz
Test Mode: Transmit at channel 2452MHz by 802.11n-HT40 Ant 0+1+2	



No	Flag	Mark	Frequency (MHz)	Measure Level (dBuV/m)	Reading Level (dBuV)	Over Limit (dB)	Limit (dBuV/m)	Factor (dB)	Type
1		*	2463.382	89.010	57.872	N/A	N/A	31.138	AV
2			2483.500	53.092	21.899	-0.908	54.000	31.194	AV

Note: Measure Level (dBuV/m) = Reading Level (dBuV) + Factor (dB)

Factor (dB) = Cable Loss (dB) + Antenna Factor (dB/m).

7.8. AC Conducted Emissions Measurement

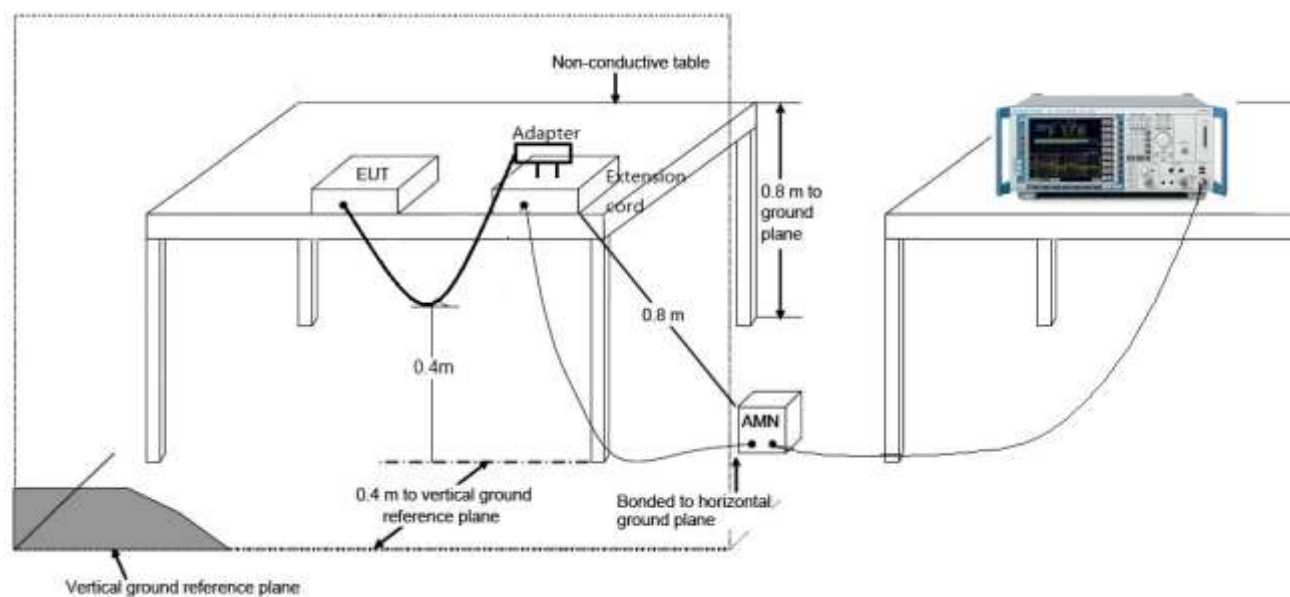
7.8.1. Test Limit

FCC Part 15 Subpart C Paragraph 15.207 Limits		
Frequency (MHz)	QP (dBuV)	AV (dBuV)
0.15 - 0.50	66 - 56	56 – 46
0.50 - 5.0	56	46
5.0 - 30	60	50

Note 1: The lower limit shall apply at the transition frequencies.

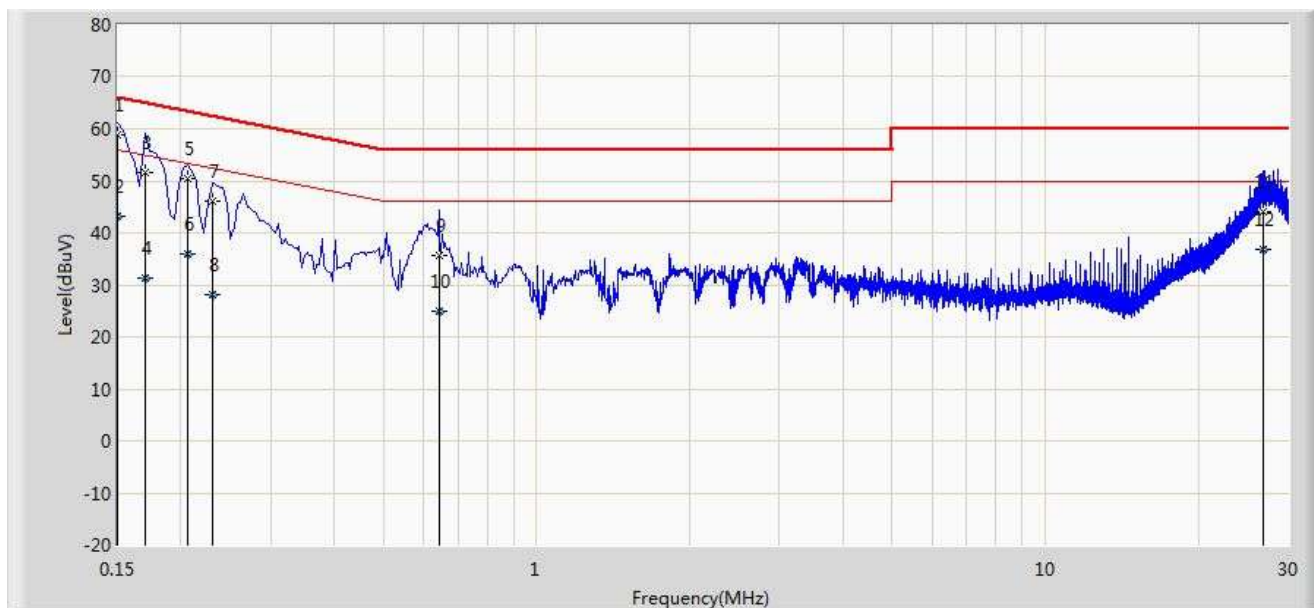
Note 2: The limit decreases linearly with the logarithm of the frequency in the range 0.15MHz to 0.5MHz.

7.8.2. Test Setup



7.8.3. Test Result

Site: SR2	Time: 2015/05/14 - 15:30
Limit: FCC_Part15.207_CE_AC Power	Engineer: Roy Cheng
Probe: ENV216_101683_Filter On	Polarity: Line
EUT: 802.11ac Dual Band Module	Power: AC 120V/60Hz
Note: Mode1	

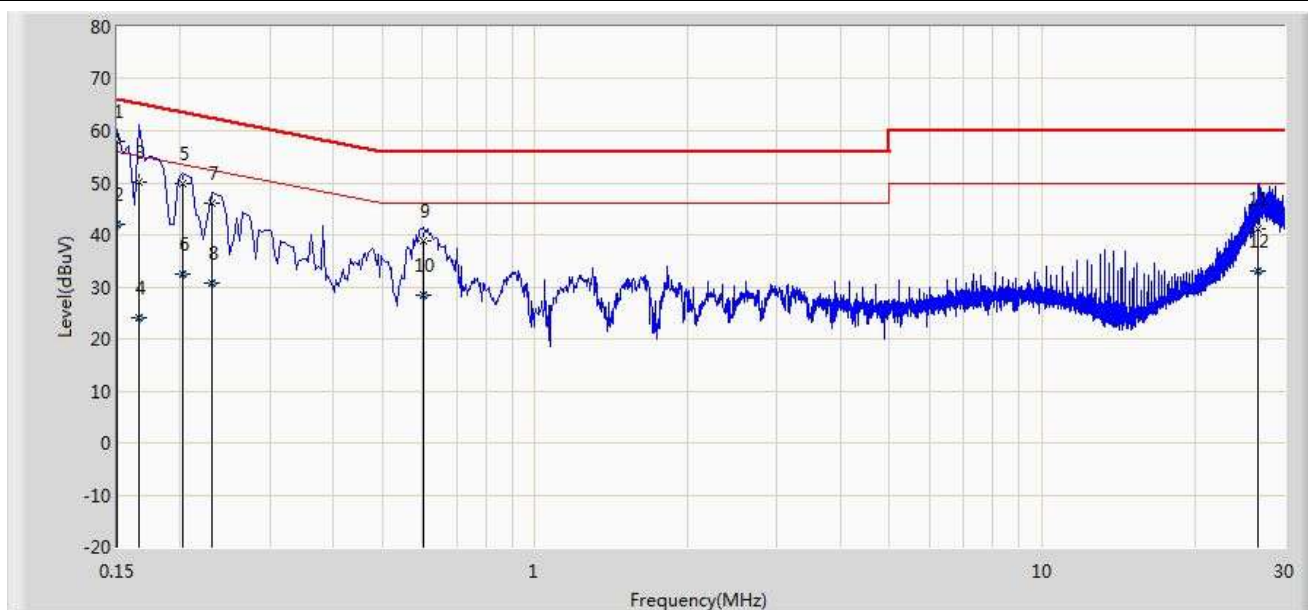


No	Flag	Mark	Frequency (MHz)	Measure Level (dBuV)	Reading Level (dBuV)	Over Limit (dB)	Limit (dBuV)	Factor (dB)	Type
1		*	0.150	58.703	47.535	-7.297	66.000	11.168	QP
2			0.150	43.098	31.930	-12.902	56.000	11.168	AV
3			0.170	51.624	41.546	-13.337	64.960	10.078	QP
4			0.170	31.309	21.232	-23.651	54.960	10.078	AV
5			0.206	50.381	40.400	-12.984	63.365	9.981	QP
6			0.206	35.892	25.911	-17.473	53.365	9.981	AV
7			0.230	46.189	36.241	-16.261	62.450	9.947	QP
8			0.230	28.065	18.117	-24.385	52.450	9.947	AV
9			0.642	35.745	25.652	-20.255	56.000	10.093	QP
10			0.642	24.990	14.897	-21.010	46.000	10.093	AV
11			26.798	44.021	33.782	-15.979	60.000	10.239	QP
12			26.798	36.943	26.703	-13.057	50.000	10.239	AV

Note: Measure Level (dBμV) = Reading Level (dBμV) + Factor (dB)

Factor (dB) = Cable Loss (dB) + LISN Factor (dB)

Site: SR2	Time: 2015/05/14 - 15:35
Limit: FCC_Part15.207_CE_AC Power	Engineer: Roy Cheng
Probe: ENV216_101683_Filter On	Polarity: Neutral
EUT: 802.11ac Dual Band Module	Power: AC 120V/60Hz
Note: Mode1	



No	Flag	Mark	Frequency (MHz)	Measure Level (dBuV)	Reading Level (dBuV)	Over Limit (dB)	Limit (dBuV)	Factor (dB)	Type
1		*	0.150	58.102	46.960	-7.898	66.000	11.142	QP
2			0.150	41.997	30.855	-14.003	56.000	11.142	AV
3			0.166	50.062	39.990	-15.097	65.158	10.071	QP
4			0.166	24.073	14.002	-31.086	55.158	10.071	AV
5			0.202	49.897	39.890	-13.630	63.528	10.008	QP
6			0.202	32.506	22.498	-21.022	53.528	10.008	AV
7			0.230	46.084	36.098	-16.366	62.450	9.985	QP
8			0.230	30.850	20.865	-21.599	52.450	9.985	AV
9			0.602	38.749	28.618	-17.251	56.000	10.130	QP
10			0.602	28.512	18.382	-17.488	46.000	10.130	AV
11			26.658	41.169	30.812	-18.831	60.000	10.357	QP
12			26.658	33.142	22.785	-16.858	50.000	10.357	AV

Note: Measure Level (dBμV) = Reading Level (dBμV) + Factor (dB)

Factor (dB) = Cable Loss (dB) + LISN Factor (dB)

8. CONCLUSION

The data collected relate only the item(s) tested and show that the **802.11ac Dual Band Module**

FCC ID: TK4WLE900VX is in compliance with Part 15C of the FCC Rules.

_____ The End _____